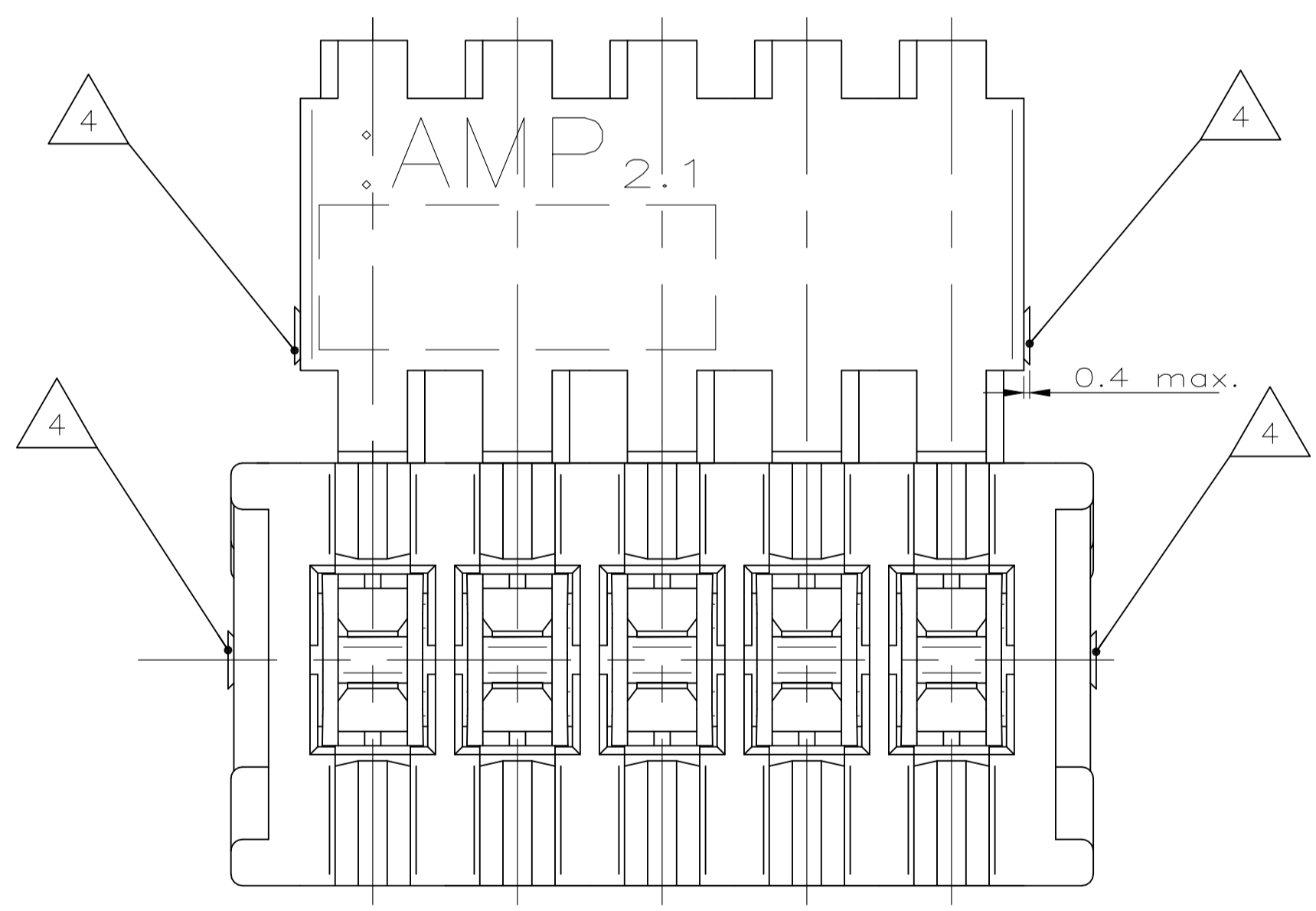
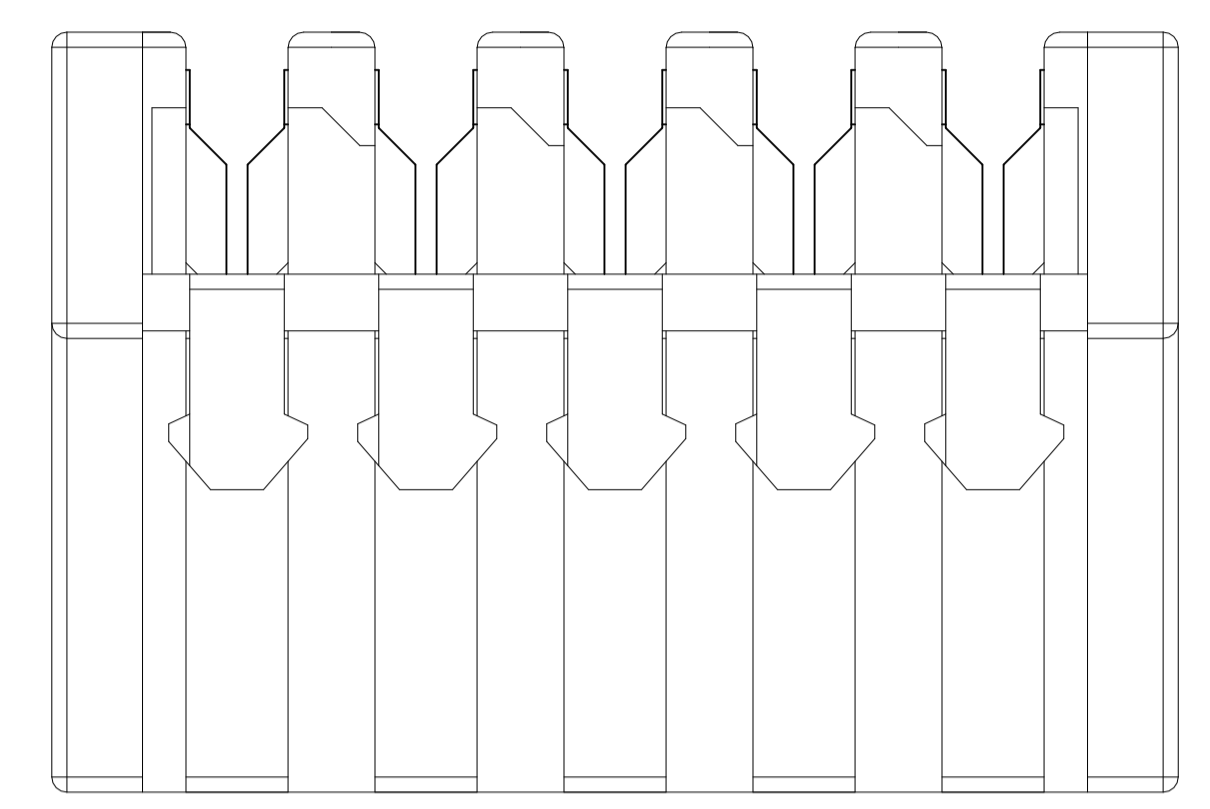
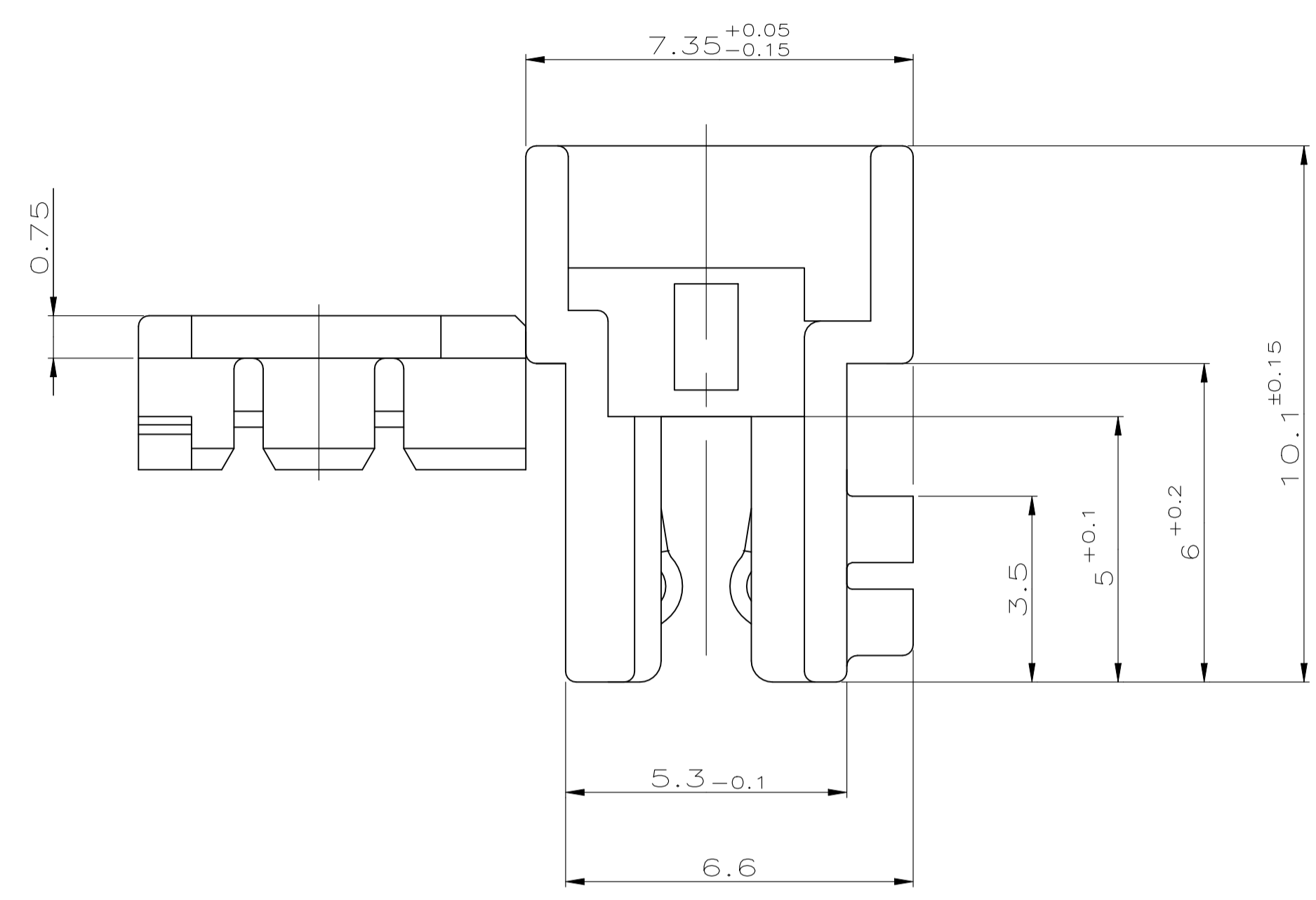
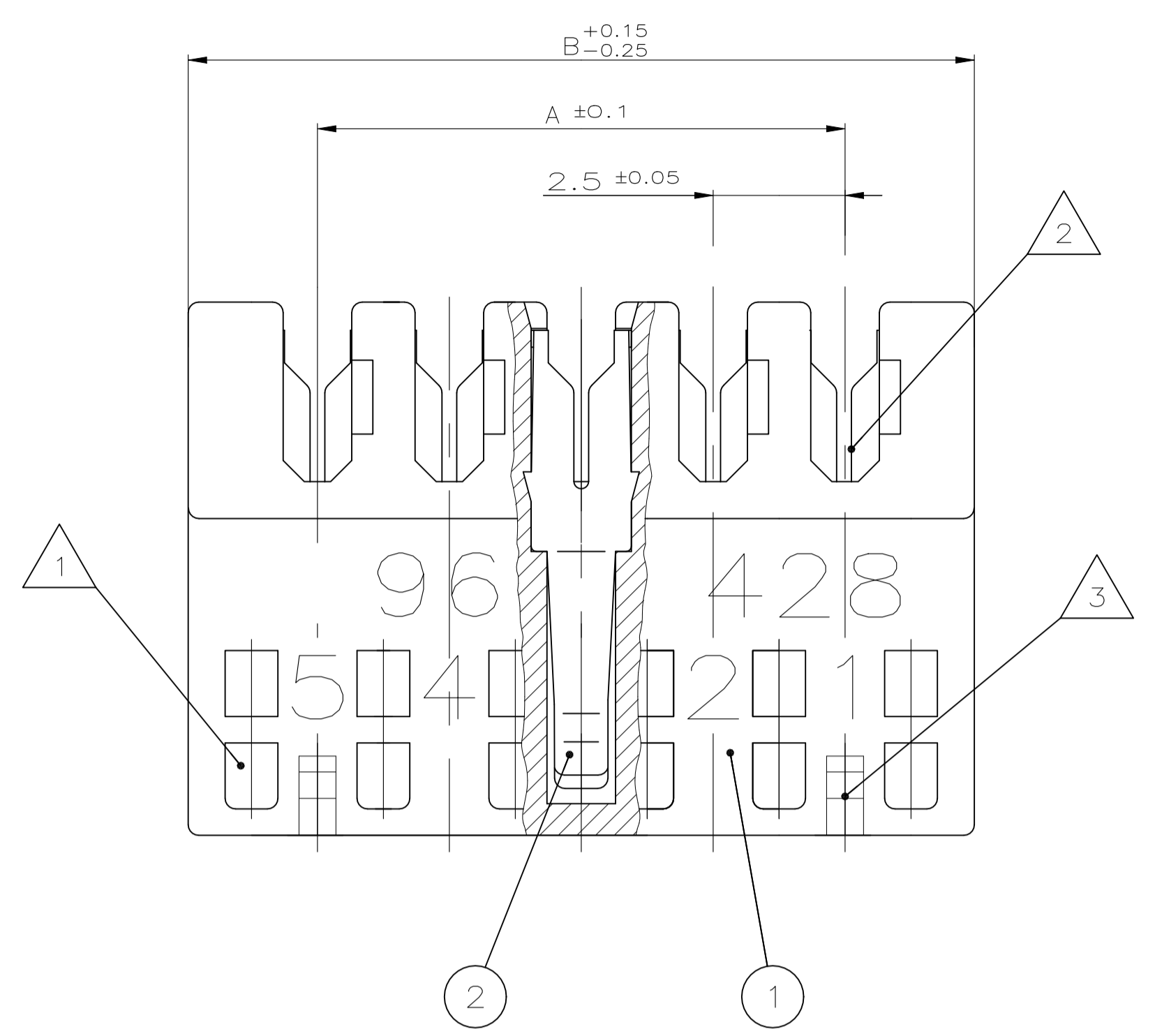


REVISIONS					
NO.	DATE	DESCRIPTION	BY	CHK	APPV
D2	20JAN2022	REVISED PER ECR-22-126910	PJ	FL	



- 9 ALTERNATIVE RESIN PBT GF
- 8 PRELIMINARY PART, NOT YET RELEASED FOR PRODUCTION
- 7 PBT GF, UL94-V0 & GWEPT 750 NO-FLAME, NATURAL
- 6 PBT GF
- 5 PASSENDE GEGENSTECKER:
 -TABWANNE SIEHE ZEICHNUNG 1971817, 1971818 AND EQUIVALENT;
 -LEITERKARTENANSCHLUSS MIT RAHMEN SIEHE ZEICHNUNG 964 575
 -LEITERKARTENANSCHLUSS OHNE RAHMEN SIEHE SPEZIFIKATION 108-18056
- MATING PARTS:
 -TABHEADER SEE DRAWING NO. 1971817, 1971818 AND EQUIVALENT;
 -PCB APPLICATION WITH FRAME SEE DRAWING 964 575
 -PCB APPLICATION WITHOUT FRAME SEE SPECIFICATION 108-18056
- 4 SCHNITTBEREICH DURCH HERSTELLUNGSPROZESS
CUTTING AREA FROM PRODUCING PROCESS
- 3 RASTMÖGLICHKEIT FÜR INNENVERRASTUNG AUF ANFRAGE
LOCKING FEATURE FOR INTERIOR LOCKING BY REQUEST
- 2 DRAHTGRÖßENBEREICH, DGB I (7x∅.2mm=0.22mm², 12x∅.2mm=0.35mm²).
SIEHE VERARBEITUNGSANWEISUNG 114-18049-1
- 1 KODIERIPPEN; SCHNEIDEN AUF DER VERARBEITUNGSMASCHINE GEMÜSSLICH.
KEYING RIBS; CUTTING WITH THE TERMINATION MACHINE POSSIBLE

POS.	DIM A	DIM B	TE P/N 6	TE P/N 7	TE P/N 9
20	47.5	52.4	3-829869-0	2-2312431-0	3-2402969-0
19	45.0	49.9	3-829869-9	2312431-9	3-2402969-9
18	42.5	47.4	3-829869-8	2312431-8	3-2402969-8
17	40.0	44.9	3-829869-7	-	3-2402969-7
16	37.5	42.4	3-829869-6	2312431-6	3-2402969-6
15	35.0	39.9	3-829869-5	-	3-2402969-5
14	32.5	37.4	3-829869-4	2312431-4	3-2402969-4
13	30.0	34.9	3-829869-3	2312431-3	3-2402969-3
12	27.5	32.4	3-829869-2	2312431-2	3-2402969-2
11	25.0	29.9	3-829869-1	2312431-1	3-2402969-1
10	22.5	27.4	3-829868-0	1-2312430-0	3-2403112-0
9	20.0	24.9	3-829868-9	2312430-9	3-2403112-9
8	17.5	22.4	3-829868-8	2312430-8	3-2403112-8
7	15.0	19.9	3-829868-7	2312430-7	3-2403112-7
6	12.5	17.4	3-829868-6	2312430-6	3-2403112-6
5	10.0	14.9	3-829868-5	2312430-5	3-2403112-5
4	7.5	12.4	3-829868-4	2312430-4	3-2403112-4
3	5.0	9.9	3-829868-3	2312430-3	3-2403112-3

SIEHE TABELLE 2 - KONTAKT					CuSn	VORVERZINNT	THIS DRAWING IS A CONTROLLED DOCUMENT.		DIN ATZMANN 26.06.92	
SEE TABLE 1 - FEDERLEISTENGEHÄUSE					PBTP	GRAU	DIMENSIONS: mm		DIN BORMUTH 26.06.92	
BESTELL-NR. POS. STÜCK BENENNUNG EINZELTEIL WERKSTOFF OBERFLÄCHE FARBE					MATERIAL	FINISH	TOLERANCES UNLESS OTHERWISE SPECIFIED:		NAME	
							0 PLC ± -		AMP DUOPLUG 2.5™ FEMALE CONNECTOR	
							1 PLC ± 0.2		3-20 POSITION, DGB I	
							2 PLC ± -		PRODUCT SPEC	
							3 PLC ± -		APPLICATION SPEC	
							4 PLC ± -		114-18049-1	
							ANGLES ± 1°		SIZE A1	
									CAGE CODE 00779	
									DRAWING NO. 829868	
									RESTRICTED TO	
									WEIGHT 0	
									CUSTOMER DRAWING	
									SCALE 10:1 SHEET 1 of 1 REV D2	

X-ON Electronics

Largest Supplier of Electrical and Electronic Components

Click to view similar products for [Standard Card Edge Connectors](#) category:

Click to view products by [TE Connectivity](#) manufacturer:

Other Similar products are found below :

[CR7E-30DB-3.96E\(72\)](#) [6565204-6](#) [1437274-4](#) [EBT156-22R2W](#) [1-582587-1](#) [284-0102-12100](#) [286-0052-12101A](#) [306022901000000](#) [307-056-520-300](#) [A6D22DS29C2](#) [1926088-2](#) [287-0032-12101](#) [345-060-559-303](#) [534671-1](#) [341-240-317](#) [345-044-500-300](#) [346-240-318](#) [395-100-524-300](#) [09-07-2032](#) [10035388-802LF](#) [10115859-011LF](#) [10122859-009LF](#) [101269333204245CLF](#) [530555-1](#) [66925-516LF](#) [5145409-273726-0005](#) [66308-1](#) [5036A30](#) [PEC-07-02-T-S-A](#) [KSLX-62-BR](#) [CT100F22-2-D](#) [MLSS100-12-C](#) [MLSS100-16-C](#) [SCC100F-11-C](#) [SCC100F-16-C](#) [SCC100F-20-C](#) [SCC100F-24-C](#) [SCC100F-25-C](#) [3-530656](#) [285-0112-12300](#) [346-068-556-300](#) [284-0492-11000](#) [287-0032-12301](#) [10139371-1824ALF](#) [MPE-D-52-R-SMT-9.2-TR](#) [10046972-002LF](#) [3VH36/1CN5](#) [1-1534798-3](#) [CR7C-28DA-4DS](#)