

3-917946-1 ✓ ACTIVE

AMPMODU | AMPMODU 2 mm

TE Internal #: 3-917946-1

AMPMODU 2 mm, PCB Mount Receptacle, Vertical, Board-to-Board, 30 Position, 2mm [.079in] Centerline, Tin, Printed Circuit Board

[View on TE.com >](#)



Connectors > PCB Connectors > Board-to-Board Connectors > Board-to-Board Headers & Receptacles



PCB Connector Assembly Type: **PCB Mount Receptacle**

PCB Mount Orientation: **Vertical**

Connector System: **Board-to-Board**

Number of Positions: **30**

Centerline (Pitch): **2 mm [.079 in]**

Features

Product Type Features

PCB Connector Assembly Type	PCB Mount Receptacle
Connector System	Board-to-Board
Sealable	No
Connector & Contact Terminates To	Printed Circuit Board

Configuration Features

Connector Contact Load Condition	Fully Loaded
PCB Mount Orientation	Vertical
Number of Positions	30
Board-to-Board Configuration	Orthogonal, Parallel

Electrical Characteristics

Operating Voltage	125 VAC
-------------------	---------

Contact Features

Mating Tab Width	1.9 mm[.075 in]
Mating Tab Thickness	.2 mm[.008 in]
Contact Shape & Form	Square
PCB Contact Termination Area Plating Material	Tin
Contact Base Material	Copper Alloy
Contact Mating Area Plating Material	Tin



Contact Mating Area Plating Material Thickness	1 μ m[40 μ in]
Contact Type	Receptacle
Contact Current Rating (Max)	1 A

Termination Features

Rectangular Termination Post & Tail Thickness	.25 mm[.01 in]
Rectangular Termination Post & Tail Width	.6 mm[.024 in]
Termination Method to Printed Circuit Board	Surface Mount

Mechanical Attachment

PCB Mount Retention Type	Hold-Down, Hold-Down Post
Mating Alignment	With
Mating Alignment Type	Self-Aligning (Alignment Free)
PCB Mount Retention	With
PCB Mount Alignment	With
Connector Mounting Type	Board Mount

Housing Features

Centerline (Pitch)	2 mm[.079 in]
Housing Color	Natural
Housing Material	High Temperature Thermoplastic

Dimensions

Connector Length	31.8 mm[1.25 in]
Connector Height	5.3 mm[.208 in]
Connector Width	7.6 mm[.3 in]
Stack Height	9.9 mm[.389 in]
PCB Thickness (Recommended)	1.2 mm[.04 in]

Usage Conditions

Operating Temperature Range	-30 – 105 °C[-22 – 221 °F]
-----------------------------	----------------------------

Operation/Application

Circuit Application	Signal
---------------------	--------

Industry Standards

UL Flammability Rating	UL 94V-0
------------------------	----------

Packaging Features

Packaging Quantity	800
--------------------	-----



Packaging Method	Tape
Other	
Position Locations Omitted	0

Product Compliance

[For compliance documentation, visit the product page on TE.com>](#)

EU RoHS Directive 2011/65/EU	Compliant
EU ELV Directive 2000/53/EC	Compliant
China RoHS 2 Directive MIIT Order No 32, 2016	No Restricted Materials Above Threshold
EU REACH Regulation (EC) No. 1907/2006	Current ECHA Candidate List: JUL 2021 (219) Candidate List Declared Against: JUN 2020 (209) SVHC > Threshold: Not Yet Reviewed
Halogen Content	Not Low Halogen - contains Br or Cl > 900 ppm.
Solder Process Capability	Reflow solder capable to 245°C

Product Compliance Disclaimer

This information is provided based on reasonable inquiry of our suppliers and represents our current actual knowledge based on the information they provided. This information is subject to change. The part numbers that TE has identified as EU RoHS compliant have a maximum concentration of 0.1% by weight in homogenous materials for lead, hexavalent chromium, mercury, PBB, PBDE, DBP, BBP, DEHP, DIBP, and 0.01% for cadmium, or qualify for an exemption to these limits as defined in the Annexes of Directive 2011/65/EU (RoHS2). Finished electrical and electronic equipment products will be CE marked as required by Directive 2011/65/EU. Components may not be CE marked. Additionally, the part numbers that TE has identified as EU ELV compliant have a maximum concentration of 0.1% by weight in homogenous materials for lead, hexavalent chromium, and mercury, and 0.01% for cadmium, or qualify for an exemption to these limits as defined in the Annexes of Directive 2000/53/EC (ELV). Regarding the REACH Regulation, the information TE provides on SVHC in articles for this part number is based on the latest European Chemicals Agency (ECHA) 'Guidance on requirements for substances in articles' posted at this URL: <https://echa.europa.eu/guidance-documents/guidance-on-reach>

Compatible Parts

 <p>TE Part # 3-179394-1 2.0 A-F CONN TAB ASSY 30P</p>	 <p>TE Part # 3-917945-1 2.0 AF REC ASSY 30P FOR PB FRE</p>
---	---



Also in the Series | AMPMODU 2 mm



Board-to-Board Headers & Receptacles(7245)



Wire-to-Board Connector Assemblies & Housings(109)



Wire-to-Board Connector Contacts(27)

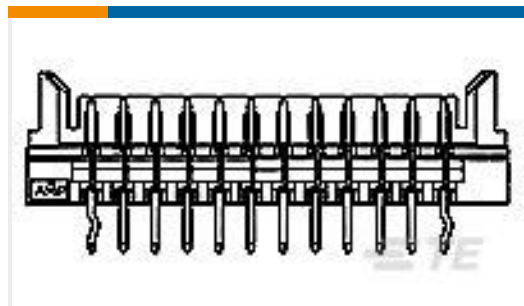


Wire-to-Board Headers & Receptacles (1)


Customers Also Bought




TE Part #3-292208-6
MINI CT D/R DIP 36P V NAT




TE Part #3-179868-0
2.0 AF TAB ASSY 30P B/TRAY



TE Part #2040800-1
1mm WIRE TO BOARD EXTERNAL REC ASSY



TE Part #5-292208-6
MINI CT D/R DIP 36P BLACK



TE Part #4-292208-6
MINI CT D/R DIP 26P BLACK

Documents

Product Drawings

[2.0 AF REC ASSY 30P EMBOSS ASS](#)

Japanese

Product Specifications

[2.0 mm Pitch Alignment Free Board to Board Connector](#)

English

[2.0 mm Pitch Alignment Free Board to Board Connector](#)

Japanese

Product Specification

Japanese

Product Specification

English

Product Environmental Compliance



Product Compliance

English

Product Compliance

English

X-ON Electronics

Largest Supplier of Electrical and Electronic Components

Click to view similar products for [Board to Board & Mezzanine Connectors](#) category:

Click to view products by [TE Connectivity](#) manufacturer:

Other Similar products are found below :

[589158040000018](#) [MDF7C-18P-2.54DSA\(55\)](#) [FCN-230C068-11](#) [FCN-268F012-G/BD](#) [FCN-268F036-G/BD](#) [FCN-268M012-G/0D](#) [FCN-268M024-G/1D](#) [FCN-723J004/1](#) [MIS-048-01-F-D-DP-K](#) [832-10-034-10-001000](#) [FX4C-80S-1.27DSA](#) [FCN-214Q030-G/0](#) [FCN-234P048-G/0](#) [FCN-235D050-G/C](#) [210-93-314-41-105000](#) [2-22603-0](#) [MDF7-40DP-2.54DSA\(55\)](#) [AXG720047](#) [5031084030](#) [MIT-114-03-F-D-K](#) [55323-1519](#) [DF33-2P-3.3DSA\(24\)](#) [YFT-20-05-H-03-SB-K](#) [503308-3040](#) [026-6203-PDB](#) [027-6203-PDB](#) [069159702701000](#) [10123981-102LF](#) [101A10019X](#) [55650-0588-C](#) [68682-310LF](#) [68684-306](#) [75140-7012](#) [87471-650](#) [194261-1](#) [FCN-268F024-G0D](#) [10124054-515LF](#) [68685-603](#) [8-1616154-3](#) [MIS-019-01-F-D](#) [FCN-268M024-G/3D](#) [20021832-06016C1LF](#) [KX15-20KLDL-E1000E](#) [MDF7-16DP-2.54DSA\(55\)](#) [AXE810124](#) [FCN-214J100-G/0](#) [FCN-230C068-E/S](#) [AXE812124](#) [AXE816124](#) [AXE720127](#)