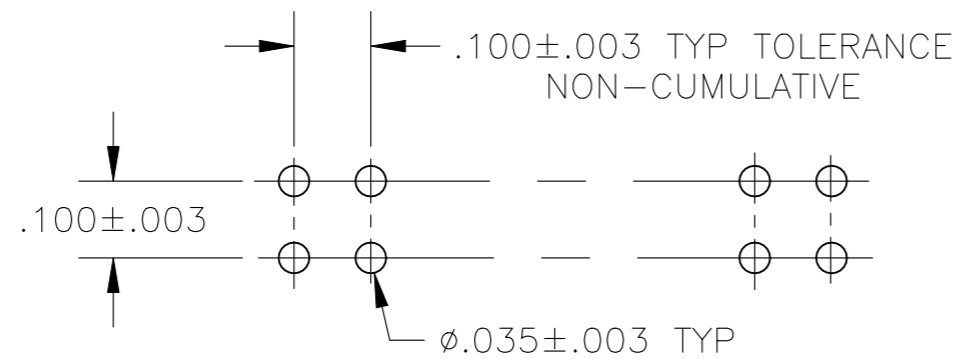
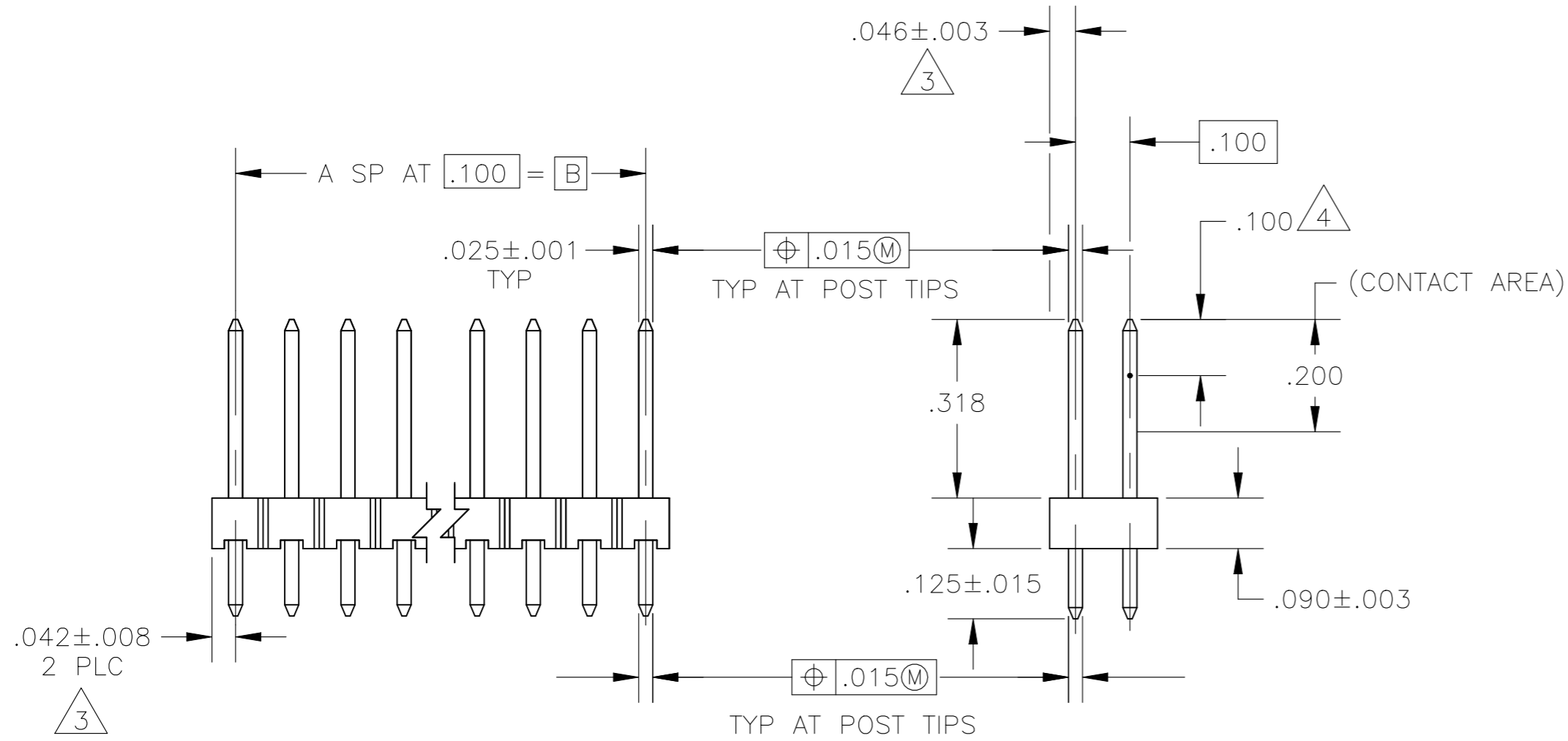
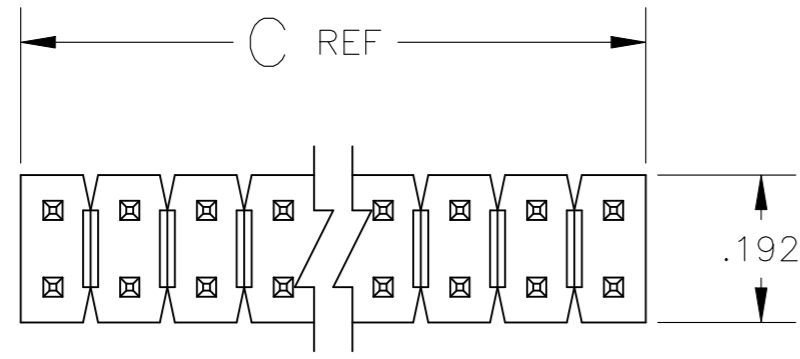


REVISIONS					
P	LTR	DESCRIPTION	DATE	DWN	APVD
	H2	REVISED PER ECO-20-017490	15DEC2020	RK	JO

- 1 ASSEMBLY MAY BE BROKEN TO THE DESIRED NUMBER OF POSITIONS
- 2 TRUE POSITION TOLERANCE OF THE POST TIPS APPLIES WHEN THE HEADER IS HELD FLAT AGAINST THE PRINTED CIRCUIT BOARD
- 3 THE NOTED DIMENSIONS APPLY AT THE INTERSECTION OF THE POST AND HOUSING
- 4 POINT OF MEASUREMENT FOR PLATING THICKNESS



RECOMMENDED HOLE LAYOUT

3.984	3.900	39	80	4-102977-0
3.884	3.800	38	78	3-102977-9
3.784	3.700	37	76	3-102977-8
3.684	3.600	36	74	3-102977-7
3.584	3.500	35	72	3-102977-6
3.484	3.400	34	70	3-102977-5
3.384	3.300	33	68	3-102977-4
3.284	3.200	32	66	3-102977-3
3.184	3.100	31	64	3-102977-2
3.084	3.000	30	62	3-102977-1
2.984	2.900	29	60	3-102977-0
2.884	2.800	28	58	2-102977-9
2.784	2.700	27	56	2-102977-8
2.684	2.600	26	54	2-102977-7
2.584	2.500	25	52	2-102977-6
2.484	2.400	24	50	2-102977-5
2.384	2.300	23	48	2-102977-4
2.284	2.200	22	46	2-102977-3
2.184	2.100	21	44	2-102977-2
2.084	2.000	20	42	2-102977-1
1.984	1.900	19	40	2-102977-0
1.884	1.800	18	38	1-102977-9
1.784	1.700	17	36	1-102977-8
1.684	1.600	16	34	1-102977-7
1.584	1.500	15	32	1-102977-6
1.484	1.400	14	30	1-102977-5
1.384	1.300	13	28	1-102977-4
1.284	1.200	12	26	1-102977-3
1.184	1.100	11	24	1-102977-2
1.084	1.000	10	22	1-102977-1
.984	.900	9	20	1-102977-0
.884	.800	8	18	102977-9
.784	.700	7	16	102977-8
.684	.600	6	14	102977-7
.584	.500	5	12	102977-6
.484	.400	4	10	102977-5
.384	.300	3	8	102977-4
.284	.200	2	6	102977-3
.184	.100	1	4	102977-2
.084	—	—	2	102977-1
C	B	A	NO OF POSN	PART NUMBER

THIS DRAWING IS A CONTROLLED DOCUMENT.		DWN H MOLL 15OCT87			
DIMENSIONS: INCHES		CHK T. CLARK 20OCT87			
TOLERANCES UNLESS OTHERWISE SPECIFIED:		APVD T. CLARK 20OCT87	NAME		
0 PLC ± - 1 PLC ± - 2 PLC ± - 3 PLC ± .005 4 PLC ± - ANGLES ± -		PRODUCT SPEC	HEADER ASSY, MOD II, BREAKAWAY, DR, .100X.100 CL, VERTICAL, WITH .025 SQ POSTS		
MATERIAL: HOUSING: FLAME RETARDANT THERMOPLASTIC; COLOR-BLACK; POST: COPPER ALLOY		FINISH: POST: .00030 GOLD ON CONTACT AREA; .00100-.00200 MATTE; TIN-LEAD ON SOLDER TAIL ALL OVER .00050NICKEL	APPLICATION SPEC	SIZE: A2	CAGE CODE: 00779
RECOMMENDED HOLE LAYOUT		WEIGHT: -	DRAWING NO: C=102977	RESTRICTED TO: -	
CUSTOMER DRAWING			SCALE: 4:1	SHEET: 1 OF 1	
			REV: H2		

X-ON Electronics

Largest Supplier of Electrical and Electronic Components

Click to view similar products for [Headers & Wire Housings](#) category:

Click to view products by [TE Connectivity](#) manufacturer:

Other Similar products are found below :

[892-18-020-10-001101](#) [58102-G61-06LF](#) [582553-1](#) [0009485154](#) [009176003701906](#) [0050291907](#) [LY20-4P-DT1-P1E-BR](#) [02.125.8002.8](#)
[609-3404](#) [61062-3](#) [61082-181009](#) [622-3653LF](#) [63453-116](#) [636-1030](#) [636-1427](#) [636-3427](#) [636-4007](#) [641938-9](#) [641991-4](#) [644827-2](#) [65817-010LF](#) [65817-015LF](#) [65863-015LF](#) [66207-023LF](#) [67095-007LF](#) [67601157](#) [68645-018](#) [68648-049](#) [70.362.1628.0](#) [70-4210](#) [70-4226B](#) [70-4853B](#) [707-5020](#) [707-5028](#) [71.350.2428.0](#) [71918-208LF](#) [71961-016LF](#) [733-134](#) [733-162](#) [754199-000](#) [760-3052](#) [787-8014-00](#) [79531-3000](#)
[FCN-360C032-B](#) [FCN-367T-T012/H](#) [FCN-723D010/2](#) [80.063.4001.1](#) [800-90-001-10-001000](#) [800-90-010-10-002000](#) [801-43-002-10-013000](#)