



Relays, Contactors & Switches > Relays > Power Relays



Power Relay Type: **Standard**

Coil Magnetic System: **Monostable, DC**

Coil Power Rating Class: **200 – 300 mW**

Coil Power Rating DC: **245 mW**

Coil Resistance: **2350 Ω**

## Features

### Product Type Features

|                  |          |
|------------------|----------|
| Power Relay Type | Standard |
|------------------|----------|

### Electrical Characteristics

|  |                            |
|--|----------------------------|
| Insulation Initial Dielectric Between Coil & Contact Class | 4000 V                     |
| Insulation Initial Dielectric Between Open Contacts        | 1000 Vrms                  |
| Contact Limiting Making Current                            | 8 A                        |
| Contact Limiting Short-Time Current                        | 8 A                        |
| Contact Limiting Continuous Current                        | 8 A                        |
| Insulation Creepage Class                                  | 5.5 – 8 mm                 |
| Insulation Initial Dielectric Between Contacts & Coil      | 5000 Vrms                  |
| Insulation Creepage Between Contact & Coil                 | 8 mm [.315 in]             |
| Contact Limiting Breaking Current                          | 8 A                        |
| Coil Magnetic System                                       | Monostable, DC             |
| Coil Power Rating Class                                    | 200 – 300 mW               |
| Coil Power Rating DC                                       | 245 mW                     |
| Coil Resistance  | 2350 Ω                     |
| Coil Special Features                                      | UL Coil Insulation Class F |
| Coil Voltage Rating  | 24 VDC                     |
| Contact Switching Load (Min)                               | 10mA @ 12V                 |
| Contact Switching Voltage (Max)                            | 400 VAC                    |

|                        |         |
|------------------------|---------|
| Contact Voltage Rating | 250 VAC |
|------------------------|---------|

### Body Features

|                             |                                     |
|-----------------------------|-------------------------------------|
| Insulation Special Features | Tracking Index of Relay Base PTI250 |
|-----------------------------|-------------------------------------|

|                |              |
|----------------|--------------|
| Product Weight | 8 g[.282 oz] |
|----------------|--------------|

### Contact Features

|                     |               |
|---------------------|---------------|
| Contact Arrangement | 1 Form C (CO) |
|---------------------|---------------|

|                       |                |
|-----------------------|----------------|
| Contact Current Class | 5 – 10 A, 16 A |
|-----------------------|----------------|

|                              |     |
|------------------------------|-----|
| Contact Current Rating (Max) | 8 A |
|------------------------------|-----|

|                  |          |
|------------------|----------|
| Contact Material | AgNi0.15 |
|------------------|----------|

|                         |   |
|-------------------------|---|
| Contact Number of Poles | 1 |
|-------------------------|---|

|               |         |
|---------------|---------|
| Terminal Type | PCB-THT |
|---------------|---------|

### Mechanical Attachment

|                     |                       |
|---------------------|-----------------------|
| Relay Mounting Type | Printed Circuit Board |
|---------------------|-----------------------|

### Dimensions

|                           |            |
|---------------------------|------------|
| Length Class (Mechanical) | 25 – 30 mm |
|---------------------------|------------|

|                            |          |
|----------------------------|----------|
| Insulation Clearance Class | 5 – 8 mm |
|----------------------------|----------|

|                           |            |
|---------------------------|------------|
| Height Class (Mechanical) | 12 – 13 mm |
|---------------------------|------------|

|   |               |
|---|---------------|
| Insulation Clearance Between Contact & Coil | 8 mm[.315 in] |
|---|---------------|

|                          |            |
|--------------------------|------------|
| Width Class (Mechanical) | 10 – 12 mm |
|--------------------------|------------|

|               |                  |
|---------------|------------------|
| Product Width | 10.1 mm[.398 in] |
|---------------|------------------|

|                |                   |
|----------------|-------------------|
| Product Length | 28.5 mm[1.122 in] |
|----------------|-------------------|

|                |                  |
|----------------|------------------|
| Product Height | 12.3 mm[.484 in] |
|----------------|------------------|

### Usage Conditions

|   |            |
|---|------------|
| Environmental Ambient Temperature Class | 50 – 70 °C |
|---|------------|

|   |               |
|---|---------------|
| Environmental Ambient Temperature (Max) | 70 °C[158 °F] |
|---|---------------|

### Packaging Features

|                  |                  |
|------------------|------------------|
| Packaging Method | Box & Tube, Tube |
|------------------|------------------|

### Product Compliance

[For compliance documentation, visit the product page on TE.com>](#)

|                              |           |
|------------------------------|-----------|
| EU RoHS Directive 2011/65/EU | Compliant |
|------------------------------|-----------|

|                             |           |
|-----------------------------|-----------|
| EU ELV Directive 2000/53/EC | Compliant |
|-----------------------------|-----------|



|   |   |
|---|---|
| China RoHS 2 Directive MIIT Order No 32, 2016 | No Restricted Materials Above Threshold   |
| EU REACH Regulation (EC) No. 1907/2006        | Current ECHA Candidate List: JAN 2021 (211)<br>Candidate List Declared Against: JAN 2021 (211)<br>Does not contain REACH SVHC |
| Halogen Content                               | Not Low Halogen - contains Br or Cl > 900 ppm.  |
| Solder Process Capability                     | Wave solder capable to 265°C  |

Product Compliance Disclaimer

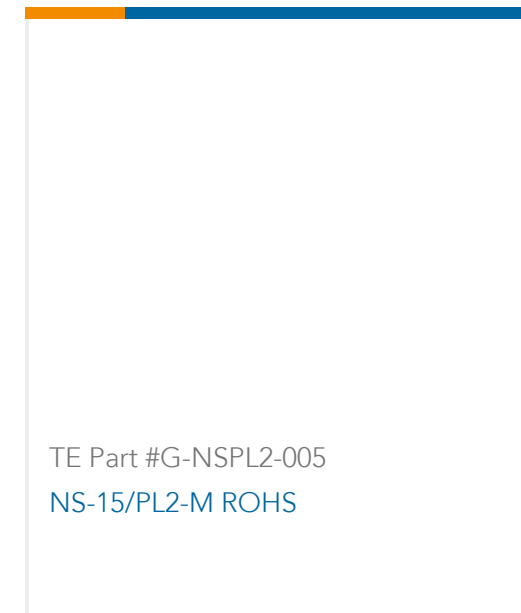

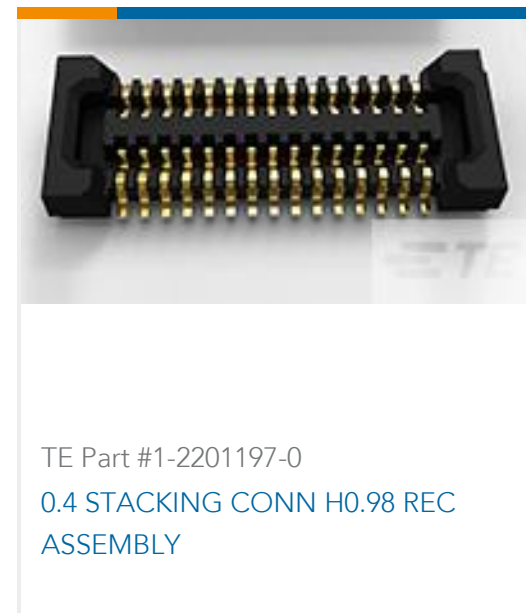
This information is provided based on reasonable inquiry of our suppliers and represents our current actual knowledge based on the information they provided. This information is subject to change. The part numbers that TE has identified as EU RoHS compliant have a maximum concentration of 0.1% by weight in homogenous materials for lead, hexavalent chromium, mercury, PBB, PBDE, DBP, BBP, DEHP, DIBP, and 0.01% for cadmium, or qualify for an exemption to these limits as defined in the Annexes of Directive 2011/65/EU (RoHS2). Finished electrical and electronic equipment products will be CE marked as required by Directive 2011/65/EU. Components may not be CE marked. Additionally, the part numbers that TE has identified as EU ELV compliant have a maximum concentration of 0.1% by weight in homogenous materials for lead, hexavalent chromium, and mercury, and 0.01% for cadmium, or qualify for an exemption to these limits as defined in the Annexes of Directive 2000/53/EC (ELV). Regarding the REACH Regulation, the information TE provides on SVHC in articles for this part number is based on the latest European Chemicals Agency (ECHA) 'Guidance on requirements for substances in articles' posted at this URL: <https://echa.europa.eu/guidance-documents/guidance-on-reach>

### Compatible Parts



### Customers Also Bought





## Documents

### CAD Files

#### 3D PDF

3D

#### Customer View Model

[ENG\\_CVM\\_CVM\\_4-1393224-9\\_A.2d\\_dxf.zip](#)

English

#### Customer View Model

[ENG\\_CVM\\_CVM\\_4-1393224-9\\_A.3d\\_igs.zip](#)

English

#### Customer View Model

[ENG\\_CVM\\_CVM\\_4-1393224-9\\_A.3d\\_stp.zip](#)

English

By downloading the CAD file I accept and agree to the [Terms and Conditions](#) of use.

### Datasheets & Catalog Pages

#### Miniature Power PCB Relay RYII

English

#### Industrial Relays Quick Reference Guide

English

#### Industrial Relays Quick Reference Guide

Japanese

#### Industrial Relays Quick Reference Guide

### Product Specifications

#### Definitions, Handling, Processing, Testing and Use of Relays

English

### Product Environmental Compliance

#### MD\_4-1393224-9\_051020171217\_dmtec

English

#### MD\_4-1393224-9\_051020171217\_dmtec

English

## X-ON Electronics

Largest Supplier of Electrical and Electronic Components

*Click to view similar products for [General Purpose Relays](#) category:*

*Click to view products by [TE Connectivity](#) manufacturer:*

Other Similar products are found below :

[PCN-105D3MH,000](#) [59641F200](#) [LY1SAC110120](#) [5X827E](#) [5X837F](#) [5X840F](#) [5X842F](#) [5X848E](#) [LY2N-AC120](#) [LY2S-AC220/240](#) [LY2-US-AC120](#) [LY3-US-AC120](#) [LY4F-UA-DC12](#) [LY4F-UA-DC24](#) [LY4F-US-AC120](#) [LY4F-US-AC240](#) [LY4F-US-DC24](#) [LY4F-VD-AC110](#) [LYQ20DC12](#) [M115C60](#) [M115N010](#) [M115N0150](#) [6031007G](#) [603-12D](#) [61211T0B4](#) [61212T400](#) [61222Q400](#) [61243B600](#) [61243C500](#) [61243Q400](#) [61311BOA2](#) [61311BOA6](#) [61311BOA8](#) [61311C0A2](#) [61311COA1](#) [61311COA6](#) [61311F0A2](#) [61311QOA1](#) [61311QOA4](#) [61311T0D6](#) [61311TOA6](#) [61311TOA7](#) [61311TOB3](#) [61311TOB4](#) [61311U0A6](#) [61312Q600](#) [61312T400](#) [61312T600](#) [61313U200](#) [61313U400](#)