THIS DRAWING IS UNPUBLISHED.
VERTRAULICH UNVEROEFFENTLICHTE ZEICHNUNG
© COPYRIGHT 2006 Tyco Electronics AMP GmbH
RELEASED FOR PUBLICATION APR 2006
FREI FUER VEROEFFENTLICHUNG
ALL RIGHTS RESERVED.
ALLE RECHTE VORBEHALTEN.

MATED WITH
PASSEND ZU
SEE NOTES

1-1418448-1 AS SHOWN
1-1418448-1 wie gezeigt

LOC	DIST
A1	-

PROJEKT NR. EGATN05327

REVISIONS
ANDERUNGEN

P	LTR	DESCRIPTION BESCHREIBUNG	DATE	DWN	APVD
	J	DETAILS SEE PCN E-12-007625	23MAY2012	MN	SKR
	J1	ECR-15-007756	15MAY2015	SK	Krauss
	J2	DETAILS SEE PCN E-16-001359	28APR2016	MAH.	GILC
	J3	DETAILS SEE PCN E-18-005554	23APR2018	HO.	GILC

SLIDE IN LOCKED POSITION
Schieber in Verriegelungsposition

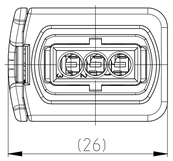

DELIVERY CONDITION:
Lieferzustand:

SECONDARY LOCKING AND SLIDE
IN PRE-LOCKED POSITION
2. Kontaktsicherung und Schieber
in Vorraststellung

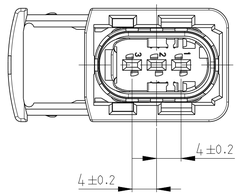

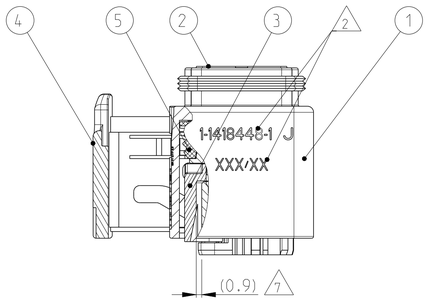

SECTION A-A
Schnitt

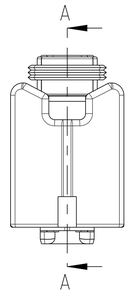

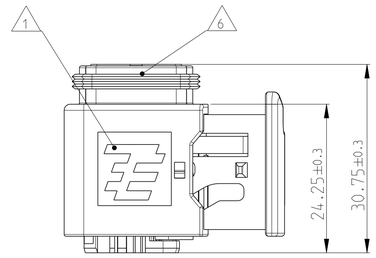

1 TE LOGO RELATED TO MOLDING TOOL
TE LOGO abhaengig vom Spritzgusswerkzeug

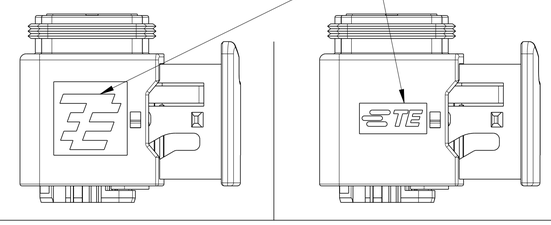

CODING A
Kodierung

PN 1-1418448-1/2

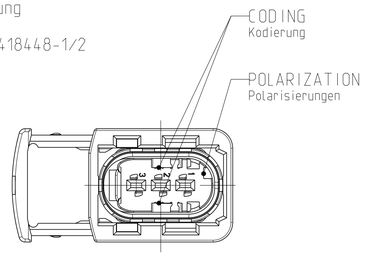

CODING B
Kodierung

PN 2-1418448-1/2

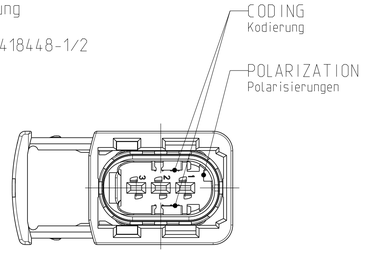

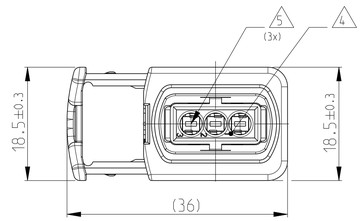

CODING C
Kodierung

PN 3-1418448-1/2

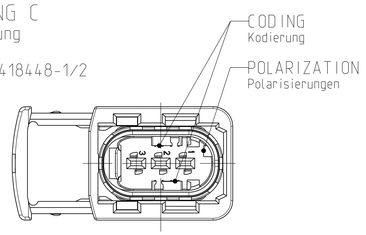

2 POS. VERSION
2 pol. Version

PN X-1418448-2

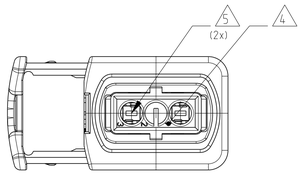

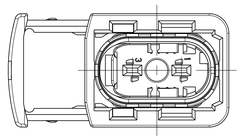

CODING D
Kodierung

PN 4-1418448-1/2

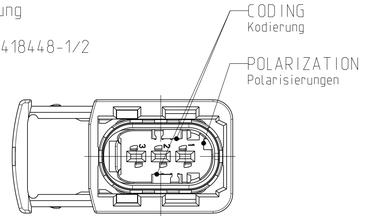

NOTES
Bemerkungen

1 TE LOGO
TE Logo

2 ASSY PN. PRODUCTION DATE (CALENDAR DAY/YEAR):
MARKING OPTIONAL AS LASER ENGRAVING OR
LASER WITH COLOR CHANGE
Assy PN. Produktionsdatum (Kalendertag/Jahr):
Beschriftung wahlweise als Lasergravur oder Laser mit Farbumschlag

3 BULK PACKAGING IN CORRUGATED BOX
Schuettgut im Versandkarton

4 CAVITY NUMBERING
Kammer Bezeichnung

5 CAVITIES MATED WITH AMP MCP 1.5k
SEE PRODUCT GROUP DRAWING
TE NO: 1241436
MAX. WIRE SIZE: 1.5mm² FLR

STANDARD APPLICATION:
AT TEMPERATURE UP TO 120 DEGREE CELSIUS.
SINGLE WIRE SEAL PN 0-2287497-1 AT WIRE SIZE 1.5mm² FLR
RECOMMENDED.

RECOMMENDATION FOR APPLICATION TEMPERATURES UP TO
140 DEGREE CELSIUS. SINGLE WIRE SEAL
PN 0-964972-1. WIRE SIZE: 1.5mm² FLR (AWG 16 TXL)
BUT SLIGHTLY HINDERED MOUNTING.

Kontaktkammern passend fuer AMP MCP 1.5k
siehe Produktgruppenzeichnung
TE Nr: 1241436
max. Drahtgroessenbereich: 1.5mm² FLR

Standard Anwendung:
Bei Einsatztemperatur bis 120°C
Einzelleiterdichtung 0-2287497-1 bei Leitergroesse 1.5mm² FLR empfohlen.

Bei Einsatztemperaturen bis 140°C empfehlen wir bei dem
Drahtgroessenbereich 1.5mm² FLR (AWG 16 TXL) die Einzelleiterdichtung
PN 964972-1.
jedoch mit leicht erschwerter Bestueckbarkeit.

6 SUITABLE COVERS SEE DRAWING: 1670150, 1670365
Passende Kappen siehe Zeichnung: 1670150, 1670365

7 SLIDING DISTANCE OF SECONDARY LOCKING
Verschiebeweg der 2. Kontaktsicherung

8 FITS TO TE INTERFACE DRAWING 114-18743-1
Passend zur Ausfuehrungsvorschrift 114-18743-1

9 SUITABLE COUNTERPART SEE DRAWING: 1670730, 1703843
passendes Gegenstueck siehe Zeichnung: 1670730, 1703843

10 MALFUNCTION CAUSED BY LACQUER IS NOT
COVERED BY TE WARRANTY.
Funktionsbeeintraechtigung durch Lackieren liegt nicht im
Einfluss und Gewaehrleistungsumfang von TE.

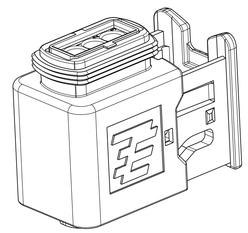

TE ORDER-NO. TE Bestell-Nr.	REV.	NO. OF POS. Polzahl	CODE Kodierung	COLOR OF CAVITY BLOCK Farbe des Kammerblocks	QUANTITY Stueck															ITEM NO ASSY
					RECEPTACLE HSG Buchsengehaeuse	BLACK schwarz														ITEM NO
					3POS. CAVITY BLOCK, CODE. "A" 3pol. Kammerblock, Kodierung. "A"	BLACK schwarz														DESCRIPTION Beschreibung
					3POS. CAVITY BLOCK, CODE. "B" 3pol. Kammerblock, Kodierung. "B"	GREY grau														
					3POS. CAVITY BLOCK, CODE. "C" 3pol. Kammerblock, Kodierung. "C"	GREEN gruen														
					3POS. CAVITY BLOCK, CODE. "D" 3pol. Kammerblock, Kodierung. "D"	BLUE blau														
					2POS. CAVITY BLOCK, CODE. "A" 2pol. Kammerblock, Kodierung. "A"	BLACK schwarz														
					2POS. CAVITY BLOCK, CODE. "B" 2pol. Kammerblock, Kodierung. "B"	GREY grau														
					2POS. CAVITY BLOCK, CODE. "C" 2pol. Kammerblock, Kodierung. "C"	GREEN gruen														
					2POS. CAVITY BLOCK, CODE. "D" 2pol. Kammerblock, Kodierung. "D"	BLUE blau														
					SECONDARY LOCKING DEVICE zweite Kontaktsicherung	YELLOW gelb														
					U-SLIDE U-Schieber	YELLOW gelb														
					SEAL Dichtung	WHITE weiss														
						COLOUR Farbe	PBT-GF30 / V-0	PBT-GF30 / V-0	PBT-GF30 / V-0	PBT-GF30 / V-0	PBT-GF30 / V-0	PBT-GF30 / V-0	PBT-GF30 / V-0	PBT-GF30 / V-0	PBT-GF30 / V-0	PBT-GF30 / V-0	PBT-GF30 / V-0	MVQ	MATERIAL	
4-1418448-2	J	2	D	BLUE blau	1								1	1	1	1	1		8	
3-1418448-2	J	2	C	GREEN gruen	1							1		1	1	1	1		7	
2-1418448-2	J	2	B	GREY grau	1						1			1	1	1	1		6	
1-1418448-2	J	2	A	BLACK schwarz	1					1				1	1	1	1		5	
4-1418448-1	J	3	D	BLUE blau	1				1					1	1	1	1		4	
3-1418448-1	J	3	C	GREEN gruen	1			1						1	1	1	1		3	
2-1418448-1	J	3	B	GREY grau	1		1							1	1	1	1		2	
1-1418448-1	J	3	A	BLACK schwarz	1	1								1	1	1	1		1	

THIS DRAWING IS A CONTROLLED DOCUMENT.
DIESES ZEICHNUNGSDOKUMENT WIRD DURCH AMP INCORPORATED KONTROLLIERT.
ANDERUNGEN UNTERLIEGEN DEM ANWENDUNGSBEREICH DER ENTWICKLUNGSABTEILUNG.
DIN ISO/IEC 17050:2010 ENTSPRECHENDE ERFAHRUNG SOLL AUF ANFRAGE.

DIMENSIONS: MASSEINHEITEN: mm

TOLERANCES UNLESS OTHERWISE SPECIFIED:
ACC. TO ISO 8015
ACC. TO DIN 16901-140
0 PLC ±-
1 PLC ±-
2 PLC ±-
3 PLC ±-
4 PLC ±-
ANGLES/WINKEL ±2°

MATERIAL SEE TABLE siehe Tabelle

FINISH/OBERFLAECHE/FARBE SEE TABLE siehe Tabelle

DWN 12APR2006 D. Bischoff
CHK 25APR2006 J. Granzow
APVD 28AUG2006 Ch. Eberwein

PRODUCT SPEC PRODUKTSPEC. 108-94020
APPLICATION SPEC VERARBEITUNGSSPEC. 114-18756
WEIGHT GEWICHT 11.2 g

TE Connectivity

NAME
3POS. AMP MCP 1.5K, REC HSG, ASSY
3pos. AMP MCP 1.5K, Buchsengehaeuse
HDSCS - GROUP A

SIZE A1 | CAGE CODE 00779 | DRAWING NO ZEICHNUNGS-NR. C-1418448 | RESTRICTED TO NUR FUER -

Customer Drawing /KUNDENZEICHNUNG | SCALE MASSSTAB 2:1 | SHEET BLATT 1 OF VON 1 | REV J3

X-ON Electronics

Largest Supplier of Electrical and Electronic Components

Click to view similar products for Automotive Connectors ***category:***

Click to view products by TE Connectivity ***manufacturer:***

Other Similar products are found below :

003-018-000 60403001 60993906-B M902-2131 M902-2161 72.330.1035.1 73.353.4028.0 F119300-B F166900 F258300-B F358300-B F407400 F444110 F487000 F509500B-B 827153-1 8N1515-32-24P 9-1326729-8 925474-1 928905-1 964562-4 968782-1 GT17SA-8DS-HU 98891-1012 98947-1016 12004147 12004475-L 12010290 12010309-B 12015454 12020219-B 12020308 12041318-B 12052225-L 12052466 12059125 12064869 12004327-B 12010503-B 12015308 12015384 12015909 1-21030-1 12041254 12041318 12047946-B 12047957 12047957-L 12059473 12066261