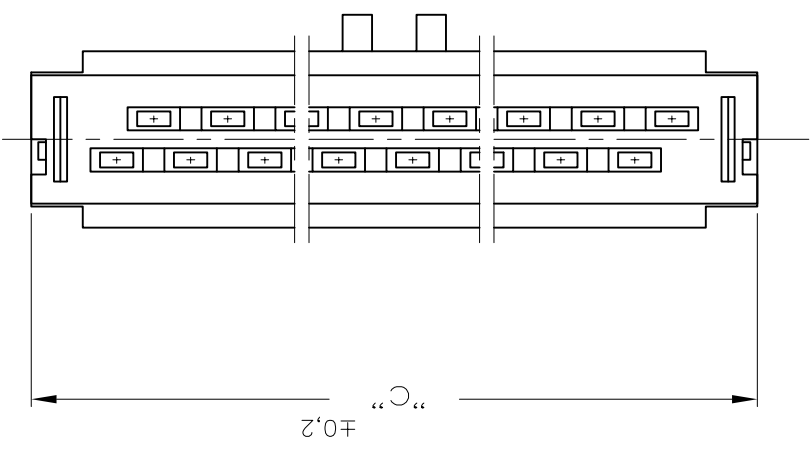
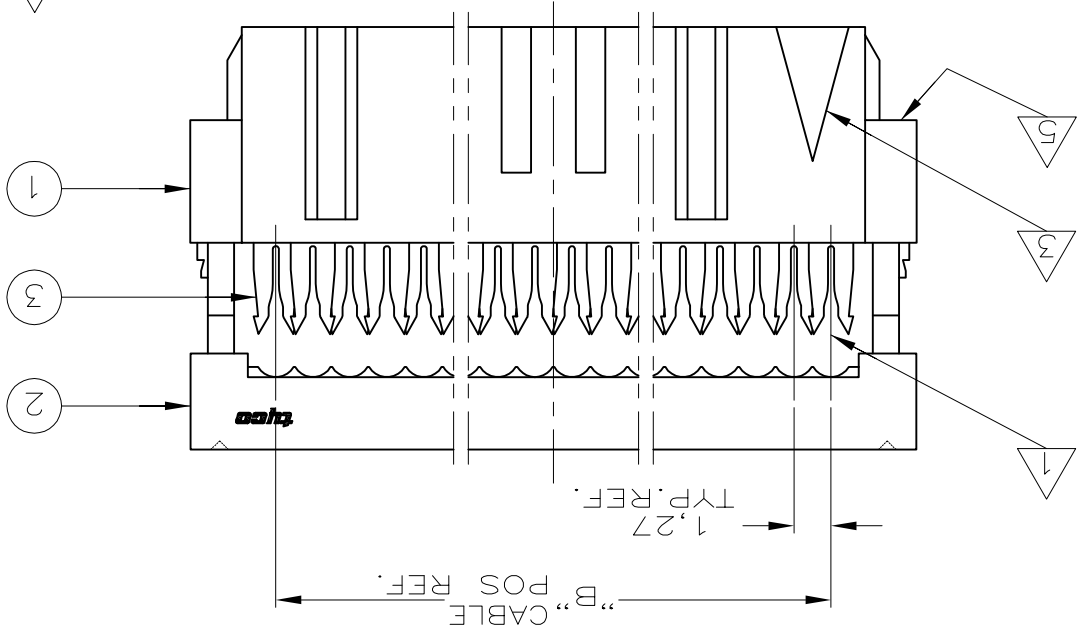
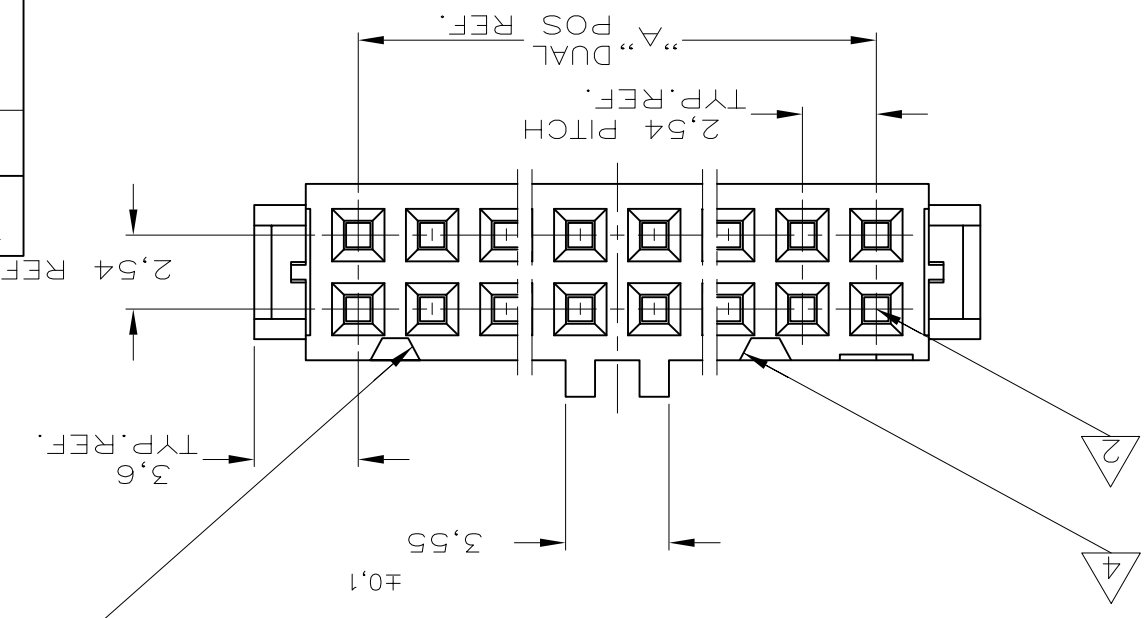
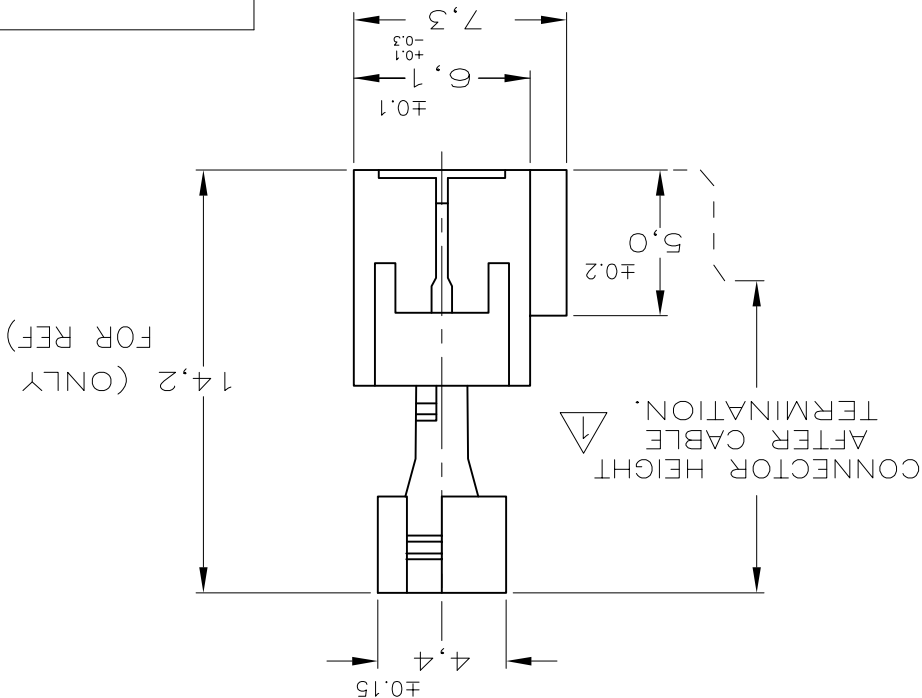


CUSTOMER DRAWING		SCALE 4:1		SHEET 1 OF 2		REV E	
MATERIAL: SEE TABLE		FINISH: SEE TABLE		WEIGHT: —		DRAWING NO: 215911	
DIMENSIONS: mm		TOLERANCES UNLESS OTHERWISE SPECIFIED:		APVD: L.V.SOEST		CAGE CODE: 00779	
0 PLC ±		±		PRODUCT SPEC: —		SIZE: A3	
1 PLC ±		±		APPLICATION SPEC: —		RESTRICTED TO	
2 PLC ±		±		NAME: AMP-LATCH_MIL-TYPE		RECEPTACLE_CONNECTOR	
3 PLC ±		±		NAME: AMP-LATCH_MIL-TYPE		RECEPTACLE_CONNECTOR	
4 PLC ±		±		NAME: AMP-LATCH_MIL-TYPE		RECEPTACLE_CONNECTOR	

COMPONENT NAME		MATERIAL		PLATING / COLOUR	
① HOUSING	② COVER	③ RECEPTACLE CONTACT	PHOSPHORBRONZE Cu Sn6	UL 94 -V0 POLYESTER	GREY RAL 7032 (ONLY FOR REF.)
AT CONTACT-PLACE: 0,2µmGOLD		AT WIRING END: 2,5µmTIN		ENTIRE UNDERCOATING: 1,27µmNICKEL	

REV.	PART NUMBER	"A" DUAL POS.	"B" CABLE POS.	DIM."C"	DESCRIPTION
D	6-215911-4	32	64	85,9	
D	6-215911-0	30	60	80,8	OBsolete
D	5-215911-0	25	50	68,1	
D	4-215911-4	22	44	60,5	
D	4-215911-0	20	40	55,4	
D	3-215911-4	17	34	47,8	
D	3-215911-0	15	30	42,7	
D	2-215911-6	13	26	37,6	
D	2-215911-0	10	20	30,0	
D	1-215911-4	8	16	24,9	
D	1-215911-0	7	14	22,4	
D	1-215911-0	5	10	17,3	
D	0-215911-8	4	8	14,8	OBsolete
C	0-215911-6	3	6	12,2	OBsolete
C	0-215911-4	2	4	9,7	OBsolete



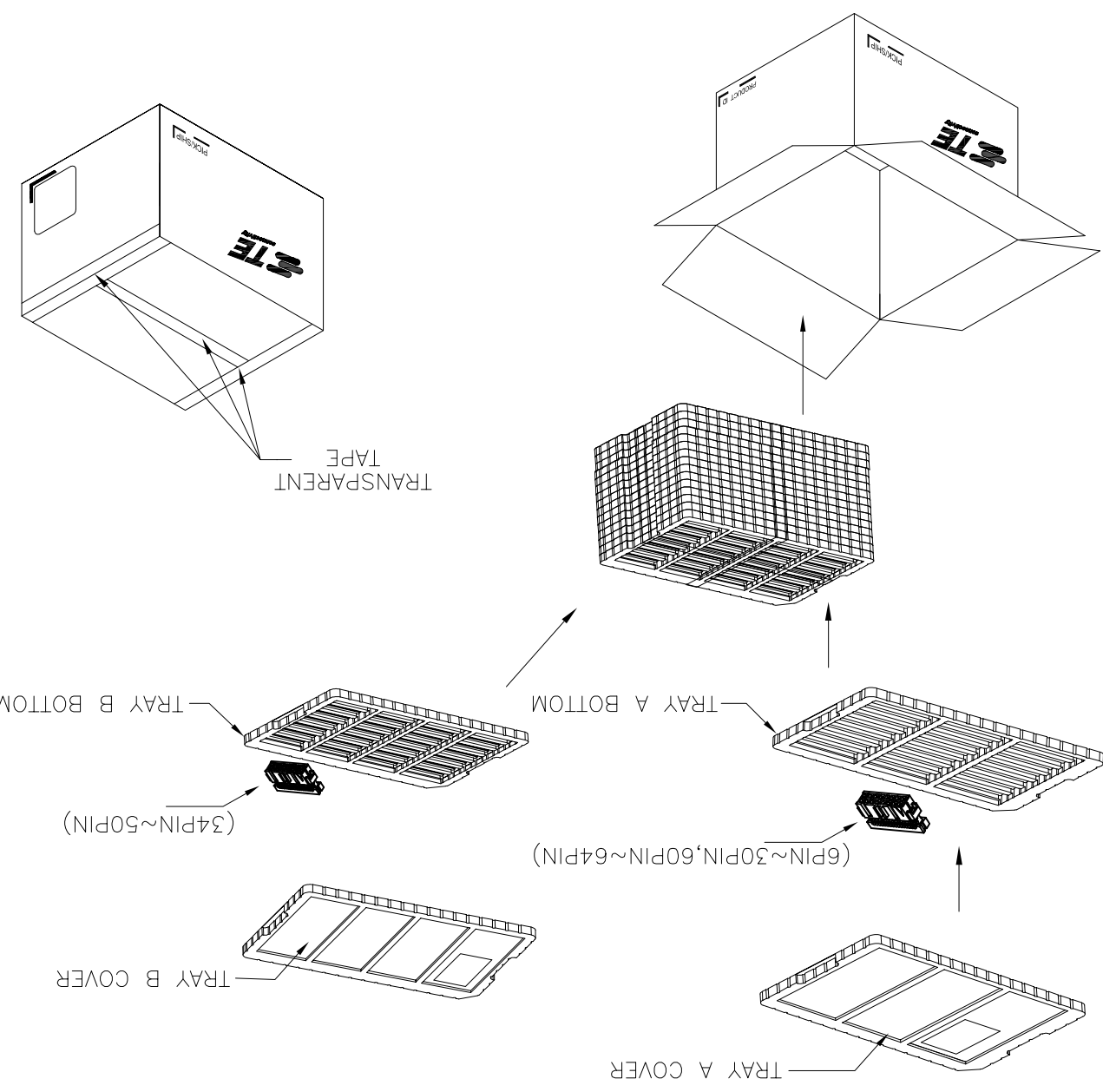
NOTES:

- CONNECTOR IS DESIGNED FOR FLAT RIBBON CABLE ON 1,27 CENTERS. FOR CABLE REQUIREMENTS SEE AMP APPLICATION SPECIFICATION 114-19022.
- THESE RECEPTACLE CONNECTORS MATE WITH 0,64^{±0,05} mm SQUARE OR ROUND POSTS ON 2,54mm GRID.
- MARK INDICATING FIRST CABLE POSITION REFERRING TO CONTACT POSITION.
- THERE IS NO POLARIZATION-SLOT AT THIS END IN 6, 10 AND 14 POS CONNECTORS.
- THESE CONNECTORS CAN BE USED IN CONJUNCTION WITH STRAIN-RELIEF COVERS OF PARTNR: 182762.
- THERE IS NO POLARIZATION-SLOT AT THIS END IN 6 POS CONNECTORS.
- PRODUCT SPECIFICATION 108-19033.
- OBsolete PARTS: OBsolete CIS STREAMLINING PER D.RENAUD/D.SINIS

LOC	DIST	DESCRIPTION	DATE	APVD
1	2	ADDED PACKING INFORMATION	27JUN2012	T.K
3	4	REVISIONS		

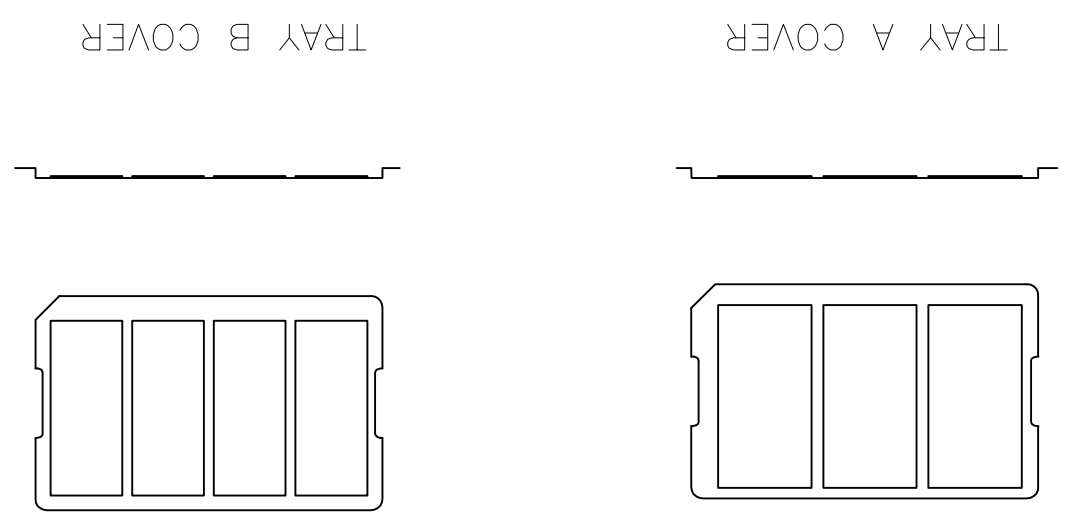
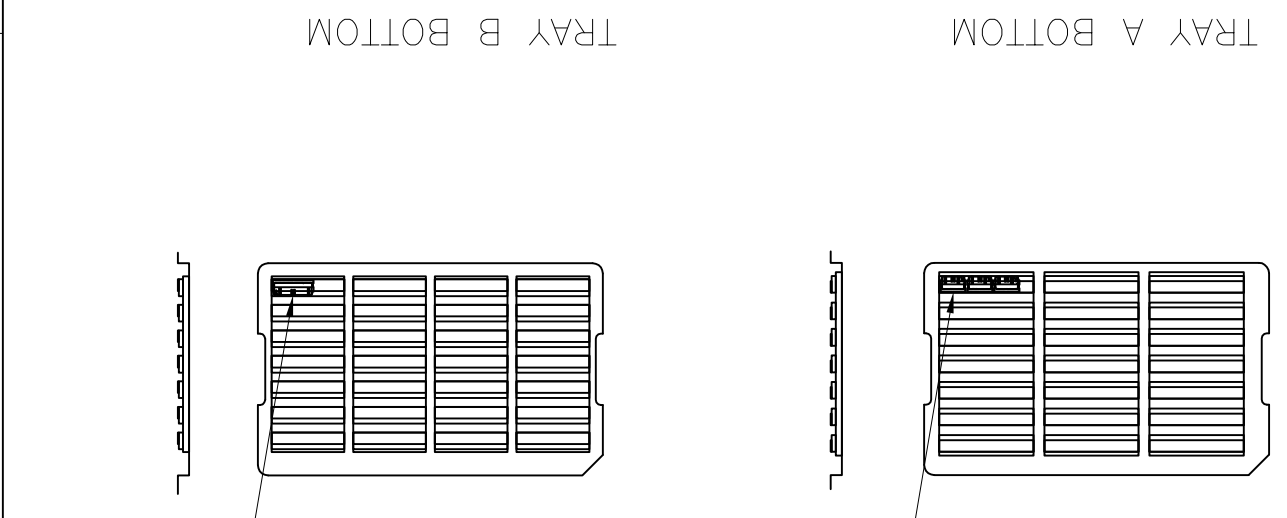
CUSTOMER DRAWING		SCALE		SHEET 2 OF 2		REV E	
MATERIAL		FINISH		WEIGHT		SIZE	
DIMENSIONS: mm		TOLERANCES UNLESS OTHERWISE SPECIFIED:		APVD		CAGE CODE	
0 PLC ±		±		04FEB1988		A300779	
1 PLC ±		±		05FEB1988		215911	
2 PLC ±		±		05FEB1988		DRAWING NO	
3 PLC ±		±		R.V.RSTJUNEN		RESTRICTED TO	
4 PLC ±		±		W.R.VERBEET.		NAME	
ANGLES		±		L.V.SOEST		AMP-LATCH_MIL-TYPE	
-		-		R.V.RSTJUNEN		RECEPTACLE_CONNECTOR	
-		-		04FEB1988		ASSEMBLY_(SYMMETRIC_COVER)	
-		-		05FEB1988		TE Connectivity	
-		-		05FEB1988		TE	
-		-		05FEB1988		TE Connectivity	

THIS DRAWING IS A CONTROLLED DOCUMENT.



PACKAGING SPECIFICATION

THIS DRAWING IS UNPUBLISHED. RELEASED FOR PUBLICATION. ALL RIGHTS RESERVED. © COPYRIGHT - - By - -



LOC	U	DIST	-	P	LTR	-	SEE SHEET 1	-	-	-
REVISIONS	DATE	DWN	APVD							
1										
2										

X-ON Electronics

Largest Supplier of Electrical and Electronic Components

Click to view similar products for [Headers & Wire Housings](#) category:

Click to view products by [TE Connectivity](#) manufacturer:

Other Similar products are found below :

[95000-104TRLF](#) [10135584-644402LF](#) [DF62W-EP2022PCA](#) [95000-106TRLF](#) [DF62W-2022SCA](#) [DF62W-EP2022PC](#) [2203348](#) [DF62W-2022SC](#) [1084018](#) [1029039](#) [1084017](#) [802-10-012-10-002000](#) [1112640](#) [1112639](#) [000-34000](#) [0009482033](#) [0009507031](#) [57102-S06-03LF](#) [57202-S52-04LF](#) [PCN6-15S-2.5E](#) [0039019024](#) [58102-G61-06LF](#) [582553-1](#) [0009485154](#) [0009508121](#) [0022285053](#) [0050291907](#) [018731A](#) [LY20-4P-DT1-P1E-BR](#) [02.125.8002.8](#) [60101931](#) [60598-1 \(Cut Strip\)](#) [M1625-3R/100](#) [61062-3](#) [61082-181009](#) [636-1427](#) [638009-1](#) [641938-9](#) [641991-4](#) [644168-1](#) [647662-1](#) [65039-019ELF](#) [65781-047](#) [65817-002LF](#) [65817-015LF](#) [65863-015LF](#) [66207-023LF](#) [67016-026LF](#) [67046-001LF](#) [67095-007LF](#)