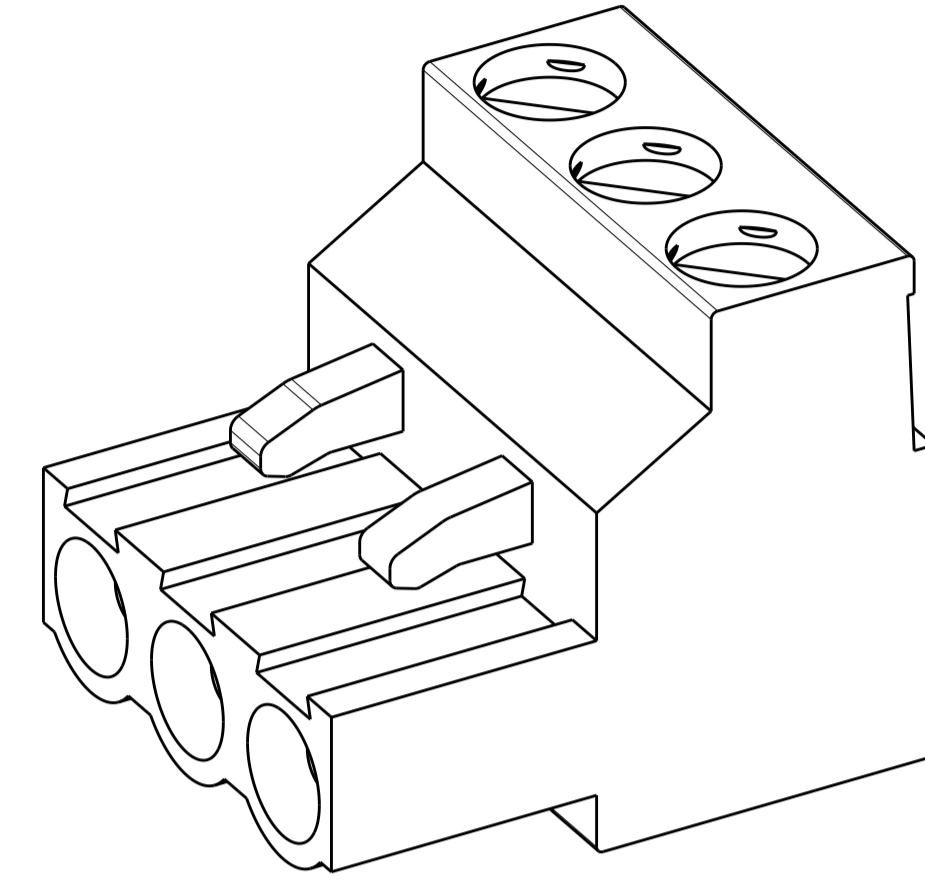
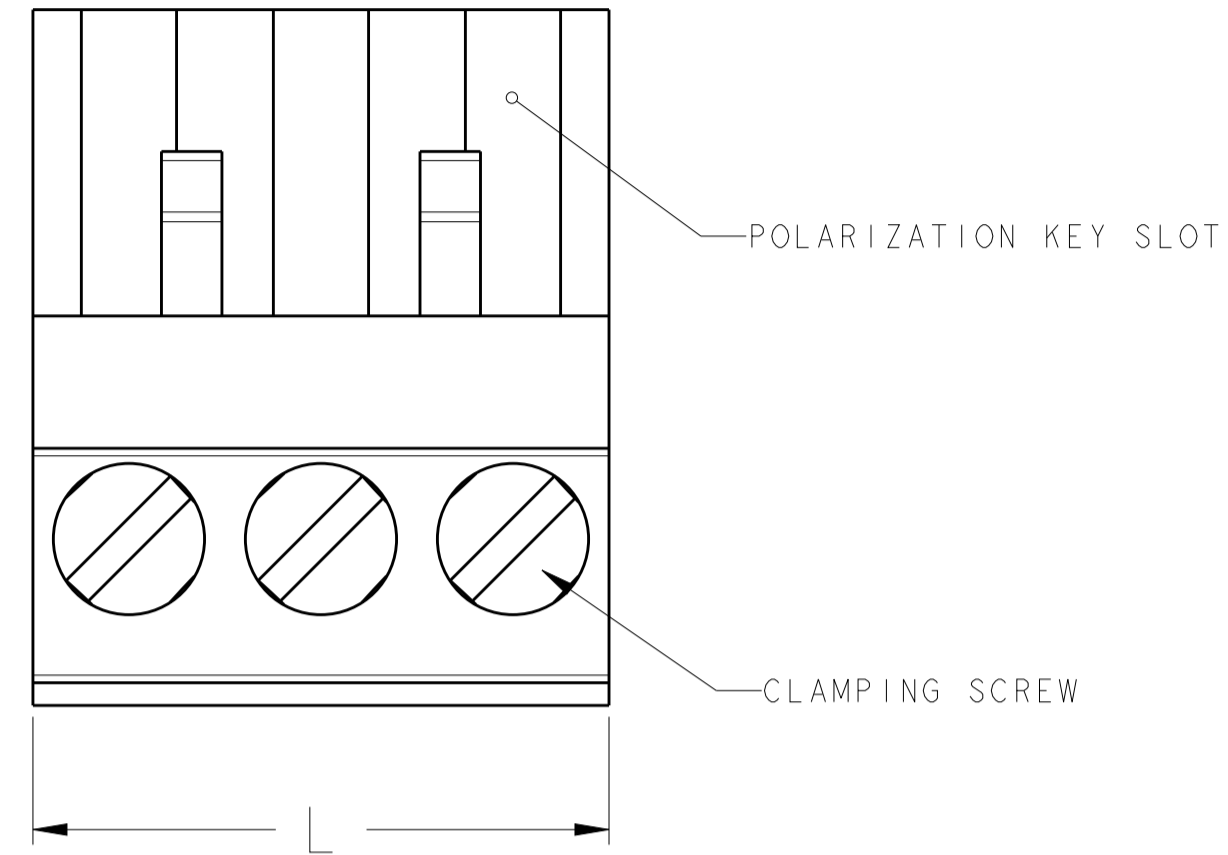
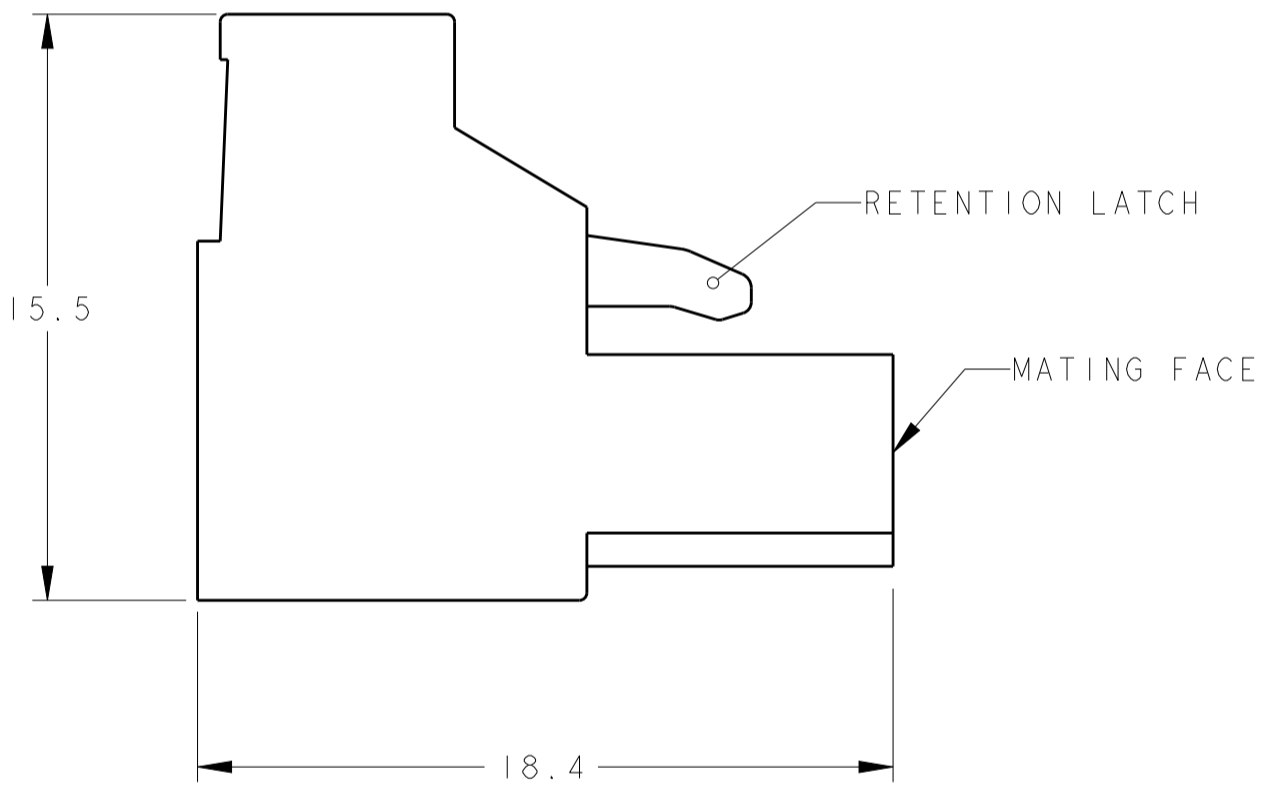
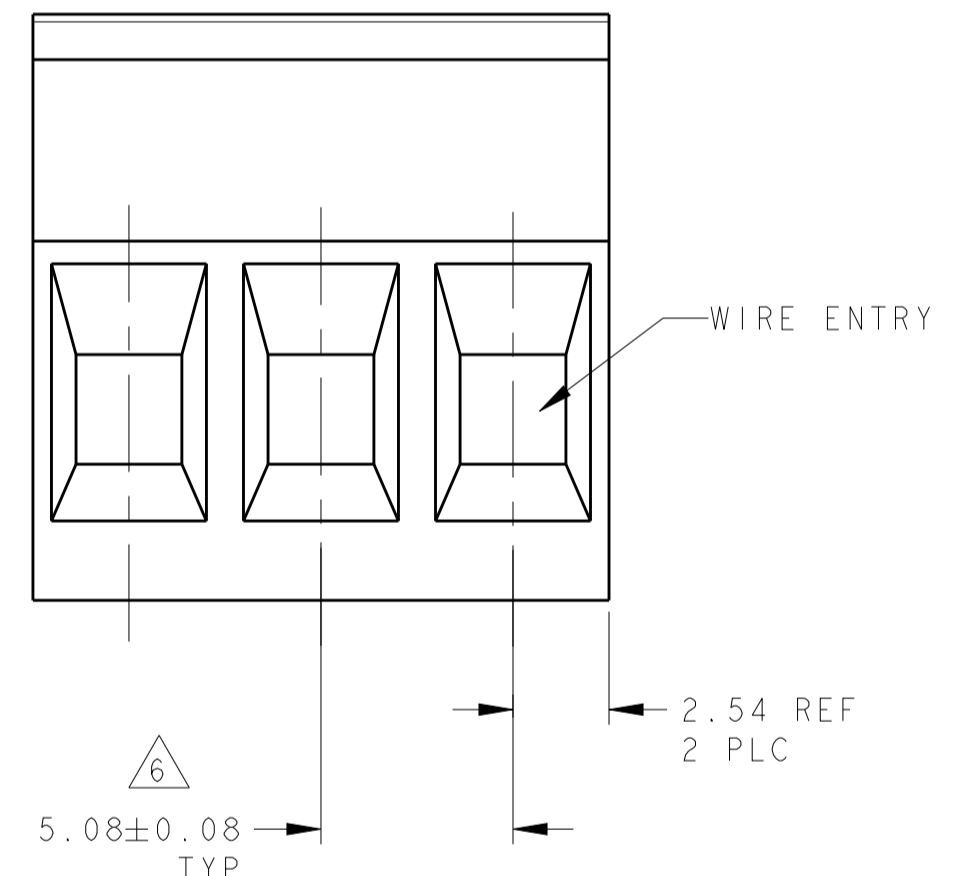


REVISIONS					
P	LTN	DESCRIPTION	DATE	DWN	APVD
	R13	PN 1-796634-1 RELEASED FOR PRODUCTION, PN 5-196634-1 OBSOLETED	12MAY2020	SS	PS



796634-3 AS SHOWN



- MATERIALS AND FINISH:  
HOUSING: PA 6-6, UL 94-V0, COLOR:GREEN.  
CLAMP: BRASS, PLATING: SEE TABLE.  
DOUBLE SIDE CONTACT SPRING: PHOSPHOR BRONZE, PLATING: SEE TABLE.  
CLAMPING SCREW: M3, BRASS, NICKEL PLATED.
- MECHANICAL  
MAX. INSERTION FORCE PER POLE : 3.0 N  
MIN. WITHDRAWAL FORCE PER POLE : 1.5 N  
WIRE STRIPPING LENGTH : 6.0-7.5 mm  
RECOMMENDED TIGHTENING TORQUE FOR SCREW : 0.5 Nm.
- ELECTRICAL  
WIRE RANGE : 12-30 AWG  
MAX. VOLTAGE : 300 V  
MAX CURRENT : 15 A  
CONTACT RESISTANCE : <15 m Ohm  
INSULATION RESISTANCE : >1000 M Ohm (500V DC)
- END-TO-END STACKABLE WITHOUT LOSS OF CENTERLINE SPACING.
- OPERATING TEMPERATURE RANGE: -40°C TO +105°C

- 6 NOT CUMULATIVE TOLERANCE
- 7 INK MARKING, WHITE COLOR
- 8 INK MARKING, BLACK COLOR
- 9 NUMERICAL SEQUENCE: FROM LEFT TO RIGHT UNLESS OTHERWISE SPECIFIED.
- 10. BUCHANAN LOGO TO APPEAR ON HOUSING, LOCATION OPTIONAL WHERE SPACE PERMITS.
- 11 INK MARKING, BLACK COLOR SELECTIVELY LOADED IN POSITIONS 1,2,4,5,7,8.

REMOVE PIN 3	PRELIMINARY	MATERIAL	FINISH	MARKING	SPECIAL	L	NO OF POSN	PART NUMBER
		NICKEL	TIN	7 9	DETAIL AB	86.36±0.30	17	8-796634-4
		NICKEL	TIN	-	-	25.40±0.20	5	8-796634-3
		NICKEL	0.76 µm AU	-	-	106.68 ±0.35	21	8-796634-2
		NICKEL	0.76 µm AU	-	-	86.36±0.30	17	8-796634-1
		NICKEL	0.76 µm AU	-	-	71.12	14	8-796634-0
		NICKEL	0.76 µm AU	-	-	60.96	12	7-796634-9
		NICKEL	0.76 µm AU	-	-	50.80	10	7-796634-8
		NICKEL	0.76 µm AU	-	-	45.72	9	7-796634-7
		NICKEL	0.76 µm AU	-	-	40.64	8	7-796634-6
		NICKEL	0.76 µm AU	-	-	35.56±0.20	7	7-796634-5
		NICKEL	0.76 µm AU	-	-	30.48±0.20	6	7-796634-4
		NICKEL	0.76 µm AU	-	-	25.40±0.20	5	7-796634-3
		NICKEL	0.76 µm AU	-	-	20.32±0.15	4	7-796634-2
		NICKEL	0.76 µm AU	-	-	15.24±0.15	3	7-796634-1
		NICKEL	0.76 µm AU	-	-	10.16±0.15	2	7-796634-0
		NICKEL	TIN	-	DETAIL Z	40.64	8	6-796634-9
		NICKEL	TIN	7 9	DETAIL Z	91.44±0.30	18	6-796634-8
		NICKEL	TIN	7 9	DETAIL Y	81.28±0.30	16	6-796634-7
OBSOLETE		NICKEL	TIN	7 9	DETAIL X	15.24±0.15	3	<del>6-796634-6</del>
OBSOLETE		NICKEL	TIN	8 9	DETAIL W	101.60±0.35	20	<del>6-796634-5</del>
		NICKEL	TIN	7	DETAIL V	15.24±0.15	3	<del>6-796634-4</del>
OBSOLETE		NICKEL	TIN	7	DETAIL T	15.24±0.15	3	<del>6-796634-3</del>
		NICKEL	TIN	7	DETAIL S	10.16±0.15	2	6-796634-2
		.000008 GOLD OVER NICKEL	.000008 GOLD OVER NICKEL	-	-	10.16±0.15	2	5-796634-6
		NICKEL	GOLD FLASH	-	-	25.40±0.20	5	<del>5-796634-5</del>
OBSOLETE		NICKEL	GOLD FLASH	-	-	20.32±0.15	4	<del>5-796634-4</del>
		NICKEL	GOLD FLASH	-	-	10.16±0.15	2	<del>5-796634-3</del>
		NICKEL	TIN	8	DETAIL P3	45.72	9	<del>5-796634-1</del>
PRELIMINARY		NICKEL	TIN	8	DETAIL P2	45.72	9	5-796634-0
		NICKEL	TIN	7 9	DETAIL A-A	45.72	9	4-796634-9
PRELIMINARY		NICKEL	TIN	8	DETAIL PI	20.32±0.15	4	4-796634-5
OBSOLETE		NICKEL	TIN	7	DETAIL R	71.12	14	<del>4-796634-4</del>
		NICKEL	TIN	8 9	DETAIL P	55.88	11	4-796634-2
		NICKEL	TIN	7 9	DETAIL P	55.88	11	4-796634-1
		NICKEL	TIN	7 8 9	DETAIL N	35.56±0.20	7	4-796634-0
		NICKEL	TIN	7 9	DETAIL M	81.28±0.30	16	3-796634-9
		NICKEL	TIN	8 9	DETAIL K	81.28±0.30	16	3-796634-8
		NICKEL	TIN	7 9	DETAIL J	121.92±0.35	24	3-796634-7
		NICKEL	TIN	8 9	DETAIL H	121.92±0.35	24	3-796634-6
		NICKEL	TIN	7 9	DETAIL G	121.92±0.35	24	3-796634-5
		NICKEL	TIN	8 9	DETAIL F	121.92±0.35	24	3-796634-4
		NICKEL	TIN	7 9	DETAIL E	50.80	10	2-796634-8
		NICKEL	TIN	7 9	DETAIL D	40.64	8	2-796634-7
		NICKEL	TIN	-	-	127.00±0.35	25	2-796634-5
		NICKEL	TIN	-	-	121.92±0.35	24	2-796634-4
		NICKEL	TIN	-	-	116.84±0.35	23	2-796634-3
		NICKEL	TIN	-	-	111.76±0.35	22	2-796634-2
		NICKEL	TIN	-	-	106.68±0.35	21	2-796634-1
		NICKEL	TIN	-	-	101.60±0.35	20	2-796634-0
		NICKEL	TIN	-	-	96.52±0.35	19	1-796634-9
		NICKEL	TIN	-	-	91.44±0.30	18	1-796634-8
		NICKEL	TIN	-	-	86.36±0.30	17	1-796634-7
		NICKEL	TIN	-	-	81.28±0.30	16	1-796634-6
		NICKEL	TIN	-	-	76.20±0.30	15	1-796634-5
		NICKEL	TIN	-	-	71.12	14	1-796634-4
		NICKEL	TIN	-	-	66.04	13	1-796634-3
		NICKEL	TIN	-	-	60.96	12	1-796634-2
		NICKEL	TIN	-	-	55.88	11	1-796634-1
		NICKEL	TIN	-	-	50.80	10	1-796634-0
		NICKEL	TIN	-	-	45.72	9	796634-9
		NICKEL	TIN	-	-	40.64	8	796634-8
		NICKEL	TIN	-	-	35.56±0.20	7	796634-7
		NICKEL	TIN	-	-	30.48±0.20	6	796634-6
		NICKEL	TIN	-	-	25.40±0.20	5	796634-5
		NICKEL	TIN	-	-	20.32±0.15	4	796634-4
		NICKEL	TIN	-	-	15.24±0.15	3	796634-3
		NICKEL	TIN	-	-	10.16±0.15	2	796634-2

THIS DRAWING IS A CONTROLLED DOCUMENT.

APVD: S. WELDON 18OCT2000  
CHK: D. BIEVENOUR 18OCT2000  
APVD: D. BIEVENOUR 18OCT2000

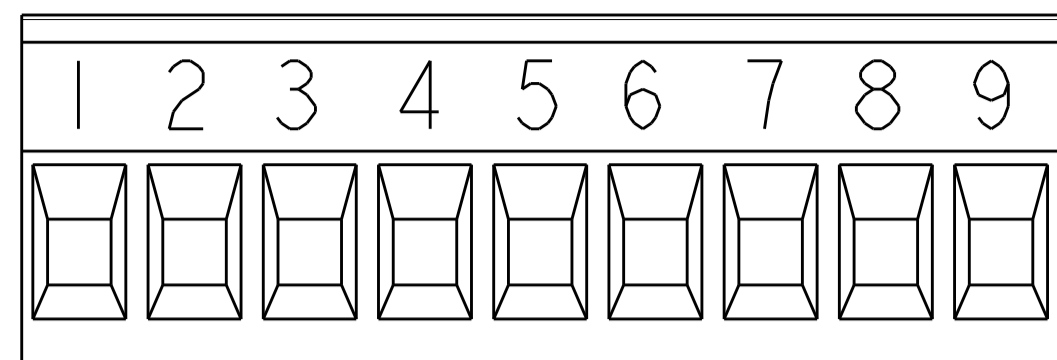
TE Connectivity

NAME: TERMINAL BLOCK, PLUG, STACKING, 5.08mm PITCH

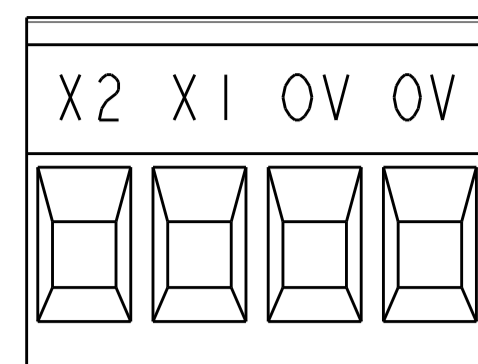
SIZE: A | 00779C=796634

SCALE: 5:1 | SHEET 1 OF 3 | REV: R13

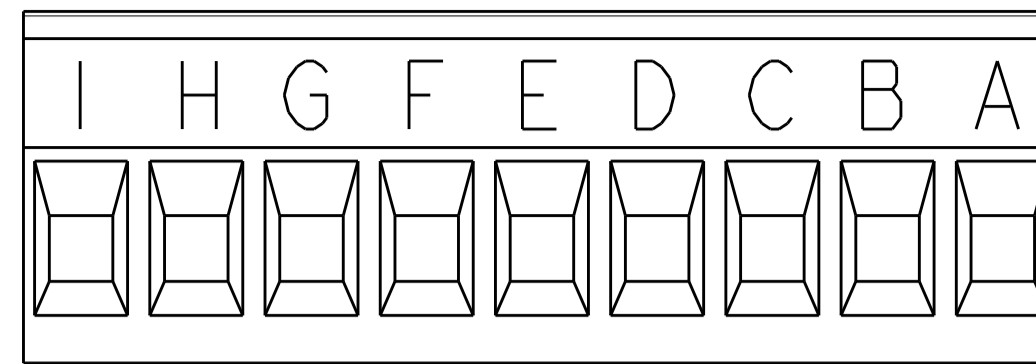
REVISIONS				
P.	LTN	DESCRIPTION	DATE	APVD
-	SEE SHEET 1			



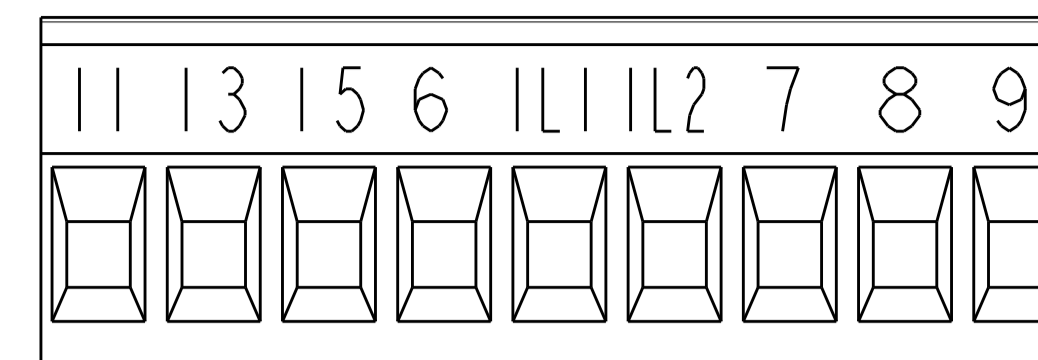
DETAIL A-A



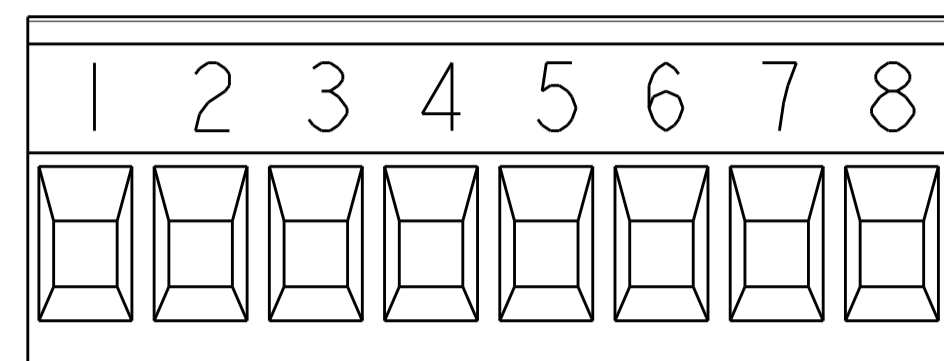
DETAIL P1



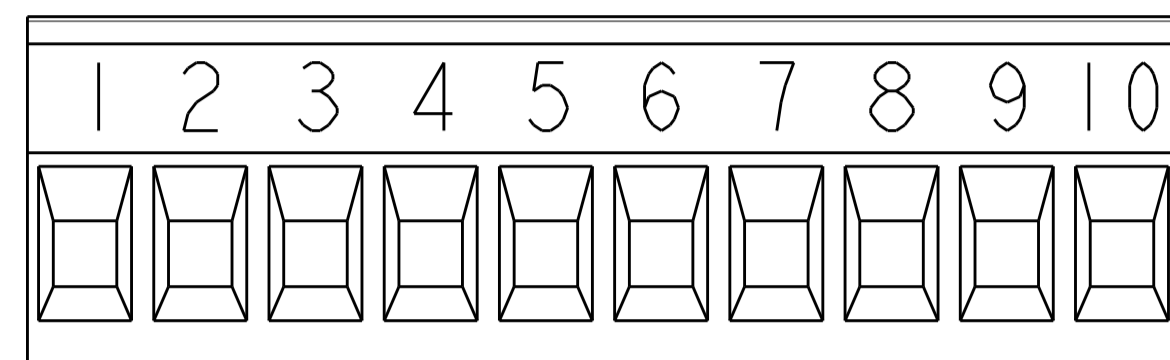
DETAIL P2




DETAIL P3



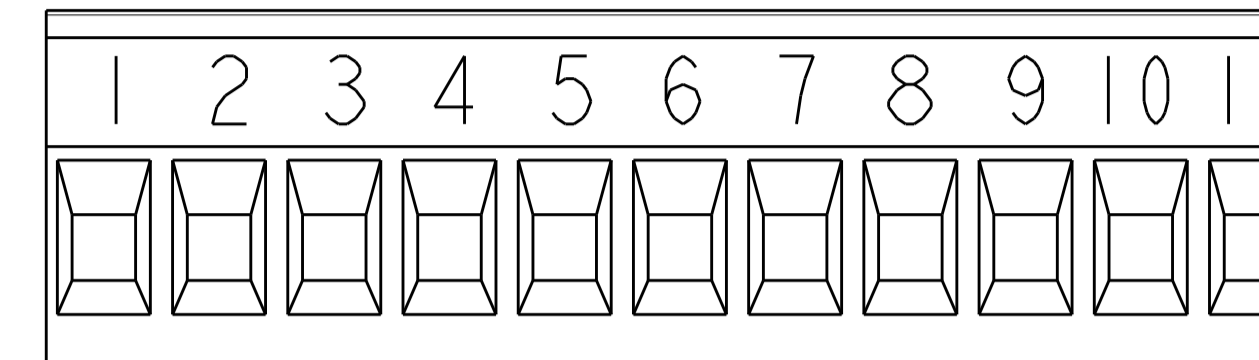
DETAIL D




DETAIL E



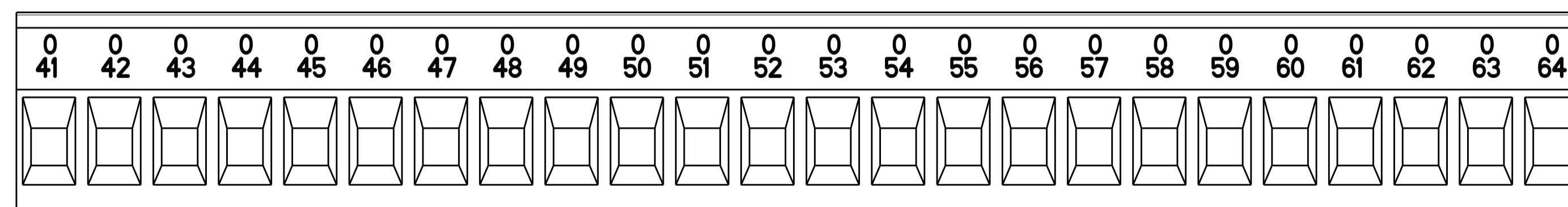
DETAIL N



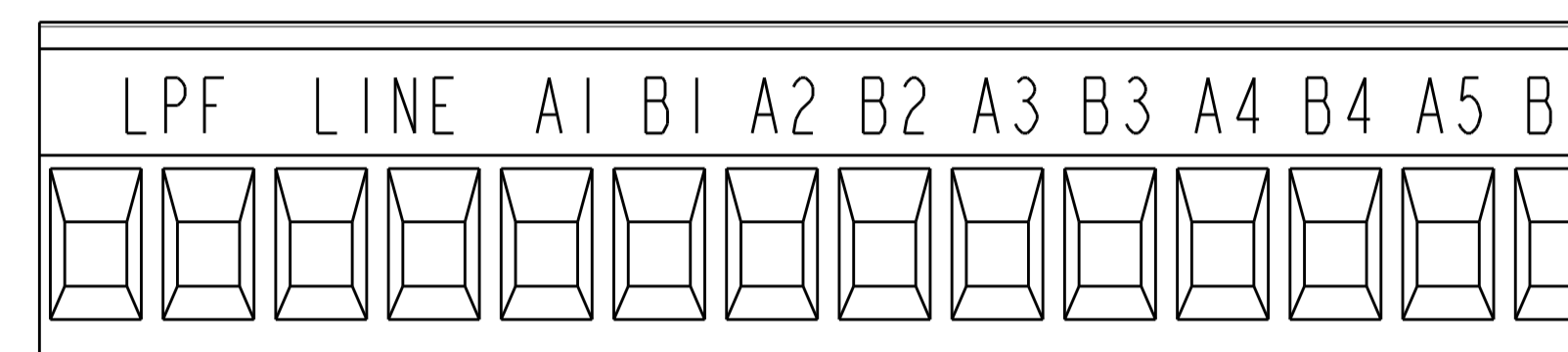
DETAIL P



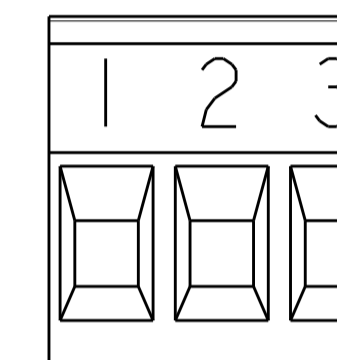
DETAIL S



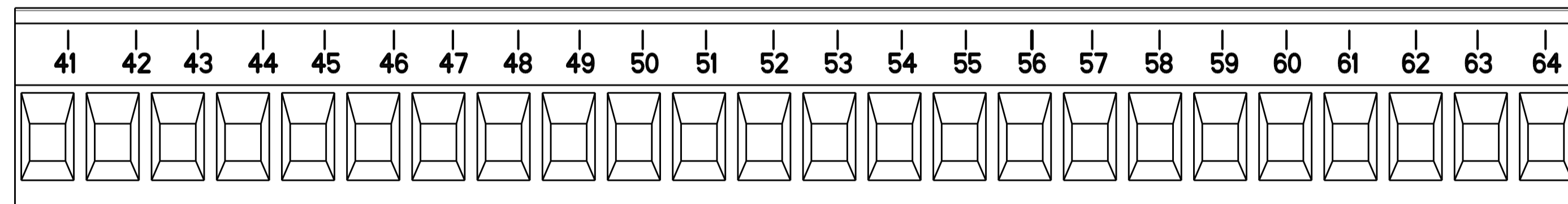
DETAIL F



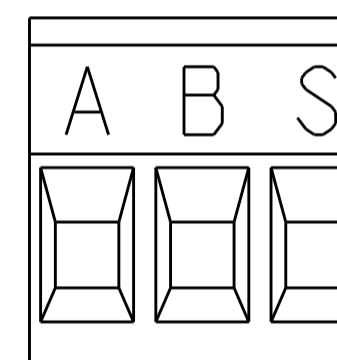
DETAIL R



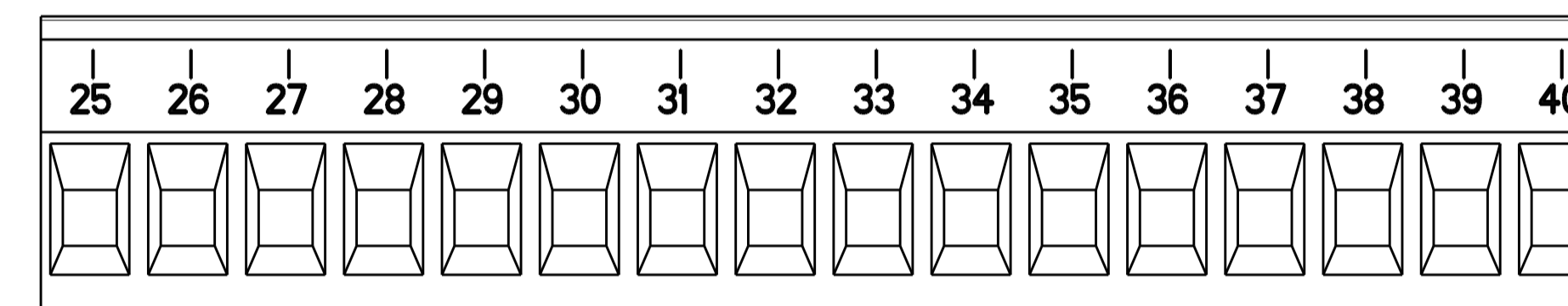
DETAIL T



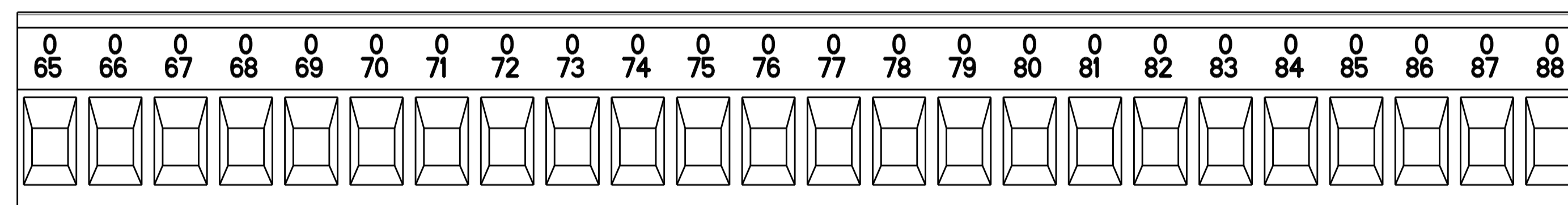
DETAIL G



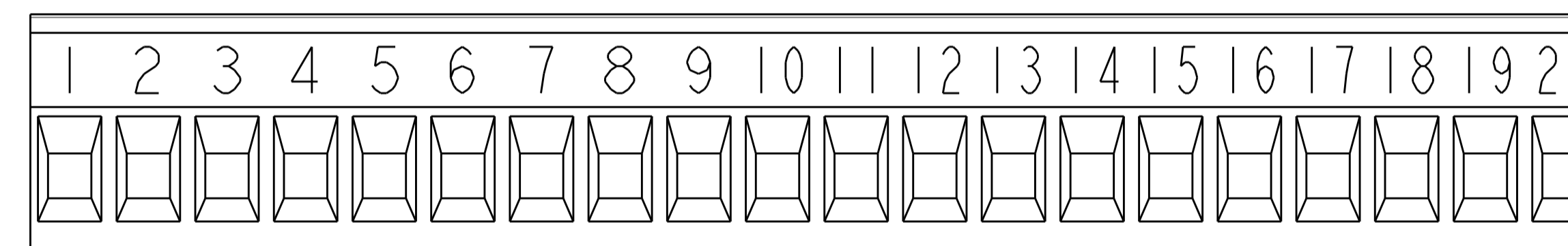
DETAIL V



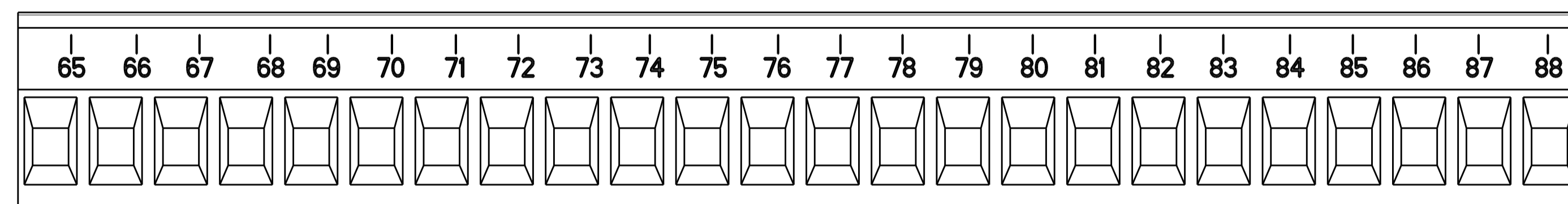
DETAIL M



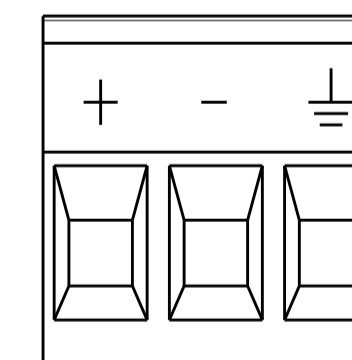
DETAIL H



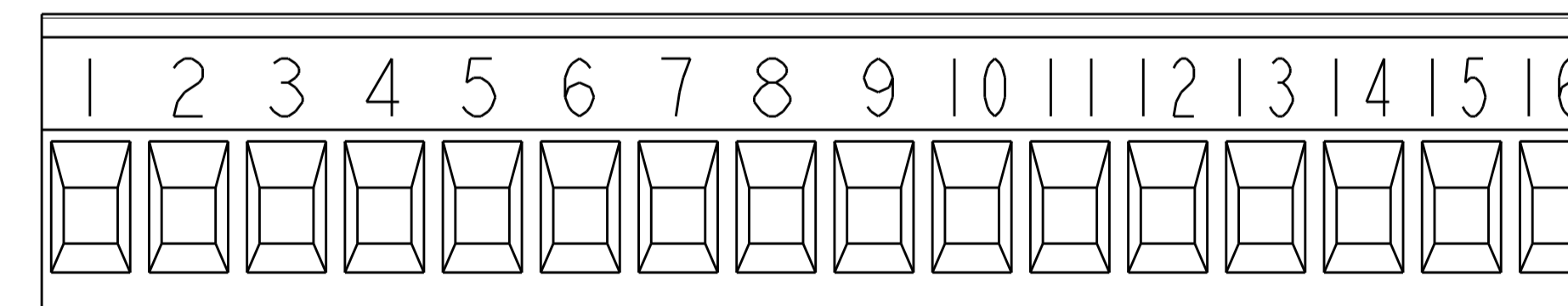
DETAIL W



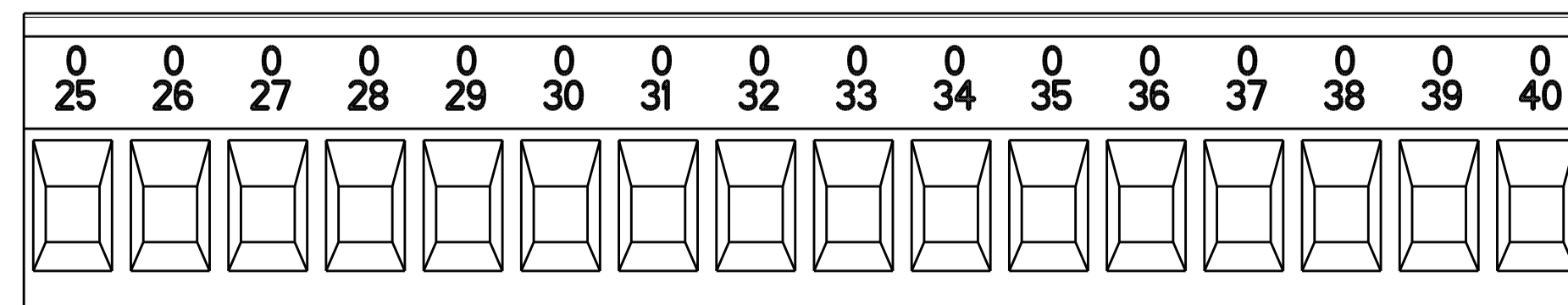
DETAIL J



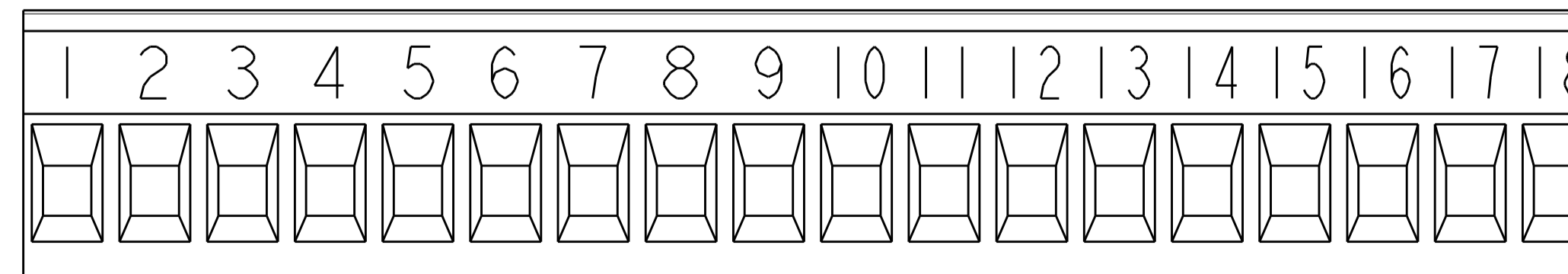
DETAIL X



DETAIL Y



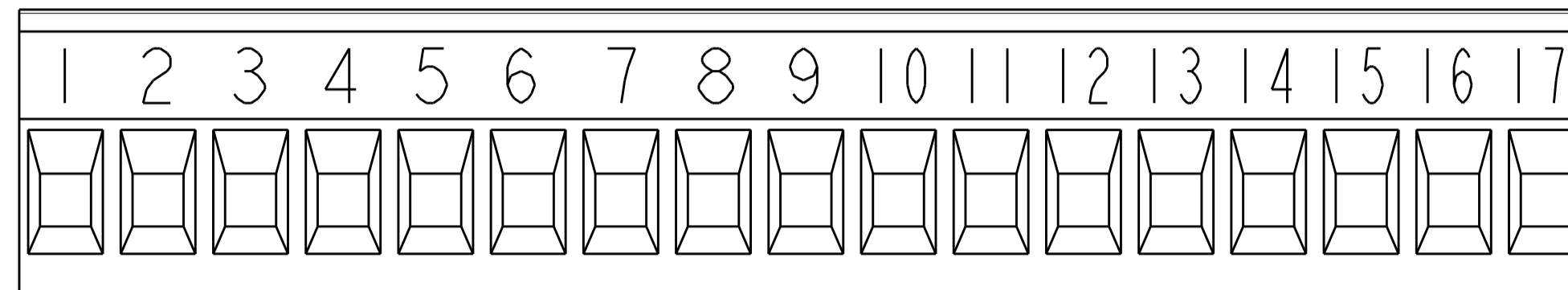
DETAIL K



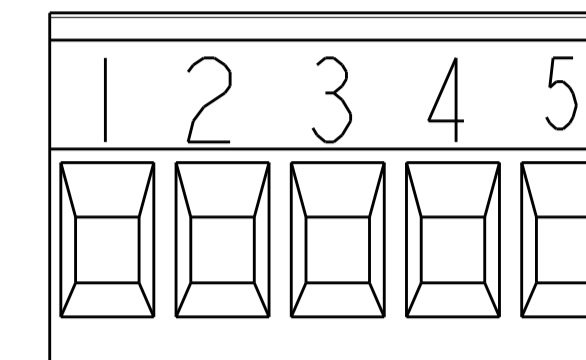
DETAIL Z

THIS DRAWING IS A CONTROLLED DOCUMENT.		DWN: S. WELDON 18OCT2000	 TE Connectivity
DIMENSIONS: mm		CHK: D. BIEVENOUR 18OCT2000	
TOLERANCES UNLESS OTHERWISE SPECIFIED:		APVD: D. BIEVENOUR 18OCT2000	NAME: TERMINAL BLOCK, PLUG, STACKING, 5.08mm PITCH
0 PLC ±0.3		PRODUCT SPEC: -	SIZE: CAGE CODE DRAWING NO: A100779C=796634
1 PLC ±0.25		APPLICATION SPEC: -	RESTRICTED TO: -
2 PLC ±0.25		WEIGHT: -	SCALE: 4:1 SHEET 2 OF 3 REV: R13
3 PLC ±0.25		CUSTOMER DRAWING: -	
4 PLC ±0.25			
ANGLES ±2°			
FINISH: SEE NOTES			

REVISIONS				
P.	LTN	DESCRIPTION	DATE	APVD
-	SEE SHEET 1		-	-



DETAIL AB



DETAIL AC

PRELIMINARY	NICKEL CLAMP PLATING	TIN CONTACT PLATING		DETAIL AC SPECIAL	25.40 L	5 NO OF POSN	8-796634-5 PART NUMBER
THIS DRAWING IS A CONTROLLED DOCUMENT.			DWN S. WELDON 18OCT2000 CHK D. BIEVENOUR 18OCT2000 APVD D. BIEVENOUR 18OCT2000	 NAME: TERMINAL BLOCK, PLUG, STACKING, 5.08mm PITCH SIZE: CAGE CODE DRAWING NO: A100779C=796634 RESTRICTED TO:			
DIMENSIONS: mm 		TOLERANCES UNLESS OTHERWISE SPECIFIED: 0 PLC ± 1 PLC ±0.3 2 PLC ±0.25 3 PLC ± 4 PLC ± ANGLES ±2°					
MATERIAL: SEE NOTES		FINISH: SEE NOTES		SCALE: 5:1 SHEET 3 OF 3 REV: 13			

## X-ON Electronics

Largest Supplier of Electrical and Electronic Components

*Click to view similar products for [Terminal Block Tools & Accessories](#) category:*

*Click to view products by [TE Connectivity](#) manufacturer:*

Other Similar products are found below :

[1029563](#) [00171430102](#) [00171420102](#) [014415](#) [CSTSPC1-2](#) [9-1437653-4](#) [928358-1](#) [HCL10-6](#) [1437403-6](#) [1437403-9](#) [1437403-8](#) [147832-1](#)  
[EC0037-000](#) [MT2/H--](#) [MT2/H-32](#) [MT6/H-N](#) [MT6/V-GRND](#) [MT8/H-101-110](#) [BB2-09BF](#) [EP2.5/4UN/BG](#) [1707755](#) [1735590](#) [1755480](#)  
[1760336](#) [1789281](#) [1840227](#) [1840230](#) [2-1437402-1](#) [2-1437644-9](#) [JB2-09/J](#) [2202307](#) [2204082](#) [2302463](#) [2305949](#) [2310581](#) [8TK2-24](#)  
[91.201.1](#) [L2U2](#) [2778.0](#) [2901107](#) [2901123](#) [2901699](#) [2MP/J](#) [2MV-06](#) [1705126](#) [F03-25](#) [1810532](#) [1933011](#) [AMMC-6](#) [2200092](#)