

Three Phase General Purpose EMI Filter – Single Stage WYE Configuration

DATASHEET

Three phase General Purpose Filters designed to be used in wide range of applications.

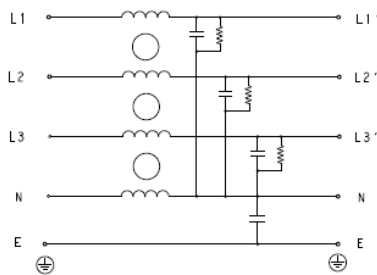


STANDARD



NEW DIN RAIL

Typical Circuit Diagram



Approvals & Compliance

UL Recognised

CSA Certified *

*30th June 2021



Features

- General Purpose 3 Phase with neutral
- Standard Attenuation Performance
- Chassis mounting, Din Rail Mount

Applications

- Industrial Automation
- HVAC
- CNC Machines

Specifications

Electrical Characteristics

Maximum Continuous Operating Voltage	440/520VAC
Current Ratings	1A to 150A @40°C, Din Mount 1A to 60A @40°C
Operating Frequency	50/60Hz
High Potential Test Voltage -440VAC	Line to Ground 2632VDC for 1 Minute Line to Line 1892VDC for 1 Minute
High Potential Test Voltage -520VAC	Line to Ground 2856VDC for 1 Minute Line to Line 2236VDC for 1 Minute
Overload Capability	135% of Rated current for 15 minutes

Functional Characteristics

Operating Temperature Range	-25°C to +85°C
Climatic Category	25/85/21
Termination (Depends on Current Rating)	Quick Connect (1-10A)/ Bolt & Nut (15-150A) / Shock Proof (75-100A)
Flammability corresponding to	UL 94 V-0

Reference Standards




Design Corresponding to	UL 60939-3 and CSA 22.2 No.8-13
-------------------------	---------------------------------

KES SERIES



Selection Table – Standard Version

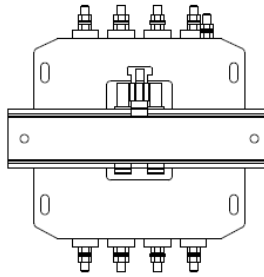


TE Ordering Number	Catalog Number	Rated Current @40°C	Rated Voltage @40°C	Leakage Current (mA)	Termination			Weight (Kgs)
								
1-1609966-0	1KESS1AFPW	1A	440 VAC	3	6.3 x 0.8			0.26
1-1609966-1	3KESS1AFPW	3A	440 VAC	3	6.3 x 0.8			0.26
1-1609966-2	6KESS1AFPW	6A	440 VAC	3	6.3 x 0.8			0.26
1-1609966-3	10KESS1AFPW	10A	440 VAC	3	6.3 x 0.8			0.26
1-1609966-4	15KESS6AFPW	15A	440 VAC	3		M5		0.7
1-1609966-5	20KESS6AFPW	16A	440 VAC	3		M5		0.7
1-1609966-6	25KESS6AFPW	20A	440 VAC	5		M5		0.7
1-1609966-7	30KESS6AFPW	25A	440 VAC	5		M5		0.7
1-1609966-8	40KESS6AFPW	30A	440 VAC	5		M5		0.7
1-1609966-9	50KESS6AFPW	52A	440 VAC	5		M6		1.2
2-1609966-0	60KESS6AFPW	60A	440 VAC	5		M6		1.2
2-1609966-1	75KESS6AFPW	75A	440 VAC	6		M8		9
2-1609966-2	80KESS6AFPW	80A	440 VAC	6		M8		9
2-1609966-3	100KESS6AFPW	100A	440 VAC	6		M10		9
2-1609966-4	125KESS6AFPW	125A	440 VAC	8		M10		9
2-1609966-5	150KESS6AFPW	150A	440 VAC	8		M10		9
2-1609966-6	75KESS10AFPW	75A	440 VAC	6			16	9
2-1609966-7	80KESS10AFPW	80A	440 VAC	6			25	9
2-1609966-8	100KESS10AFPW	100A	440 VAC	6			25	9
4-1609966-0	1KESS1BFPW	1A	520 VAC	3	6.3 x 0.8			0.26
4-1609966-1	3KESS1BFPW	3A	520 VAC	3	6.3 x 0.8			0.26
4-1609966-2	6KESS1BFPW	6A	520 VAC	3	6.3 x 0.8			0.26
4-1609966-3	10KESS1BFPW	10A	520 VAC	3	6.3 x 0.8			0.26
4-1609966-4	15KESS6BFPW	15A	520 VAC	3		M5		0.7
4-1609966-5	20KESS6BFPW	16A	520 VAC	3		M5		0.7
4-1609966-6	25KESS6BFPW	20A	520 VAC	5		M5		0.7
4-1609966-7	30KESS6BFPW	25A	520 VAC	5		M5		0.7
4-1609966-8	40KESS6BFPW	30A	520 VAC	5		M5		0.7
4-1609966-9	50KESS6BFPW	52A	520 VAC	5		M6		1.2
5-1609966-0	60KESS6BFPW	60A	520 VAC	5		M6		1.2
5-1609966-1	75KESS6BFPW	75A	520 VAC	6		M8		9
5-1609966-2	80KESS6BFPW	80A	520 VAC	6		M8		9
5-1609966-3	100KESS6BFPW	100A	520 VAC	6		M10		9
5-1609966-4	125KESS6BFPW	125A	520 VAC	8		M10		9
5-1609966-5	150KESS6BFPW	150A	520 VAC	8		M10		9
5-1609966-6	75KESS10BFPW	75A	520 VAC	6			16	9
5-1609966-7	80KESS10BFPW	80A	520 VAC	6			25	9
5-1609966-8	100KESS10BFPW	100A	520 VAC	6			25	9

Selection Table – Din Rail Mount

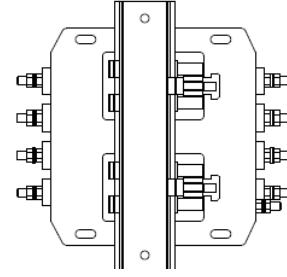


NEW




HORIZONTAL MOUNT


Note: Din Rail not supplied



VERTICAL MOUNT

TE Ordering Number	Catalog Number	Din Type	Rated Current @40°C	Rated Voltage @40°C	Leakage Current (mA)	Weight (Kgs)	Termination	
								
3-1609966-0	1KES1AFPWDM	DUAL	1A	440 VAC	3	0.36	6.3 x 0.8	
3-1609966-1	3KES1AFPWDM	DUAL	3A	440 VAC	3	0.36	6.3 x 0.8	
3-1609966-2	6KES1AFPWDM	DUAL	6A	440 VAC	3	0.36	6.3 x 0.8	
3-1609966-3	10KES1AFPWDM	DUAL	10A	440 VAC	3	0.36	6.3 x 0.8	
3-1609966-4	15KES6AFPWDM	DUAL	15A	440 VAC	3	0.8		M5
3-1609966-5	20KES6AFPWDM	DUAL	20A	440 VAC	3	0.8		M5
3-1609966-6	25KES6AFPWDM	DUAL	25A	440 VAC	5	0.8		M5
3-1609966-7	30KES6AFPWDM	DUAL	30A	440 VAC	5	0.8		M5
3-1609966-8	40KES6AFPWDM	DUAL	40A	440 VAC	5	0.8		M5
3-1609966-9	50KES6AFPWHM	HORIZONTAL	50A	440 VAC	5	1.3		M6
6-1609966-0	60KES6AFPWHM	HORIZONTAL	60A	440 VAC	5	1.3		M6
6-1609966-1	50KES6AFPWVM	VERTICAL	50A	440 VAC	5	1.4		M6
6-1609966-2	60KES6AFPWVM	VERTICAL	60A	440 VAC	5	1.4		M6
6-1609966-3	1KES1BFPWDM	DUAL	1A	520 VAC	3	0.36	6.3 x 0.8	
6-1609966-4	3KES1BFPWDM	DUAL	3A	520 VAC	3	0.36	6.3 x 0.8	
6-1609966-5	6KES1BFPWDM	DUAL	6A	520 VAC	3	0.36	6.3 x 0.8	
6-1609966-6	10KES1BFPWDM	DUAL	10A	520 VAC	3	0.36	6.3 x 0.8	
6-1609966-7	15KES6BFPWDM	DUAL	15A	520 VAC	3	0.8		M5
6-1609966-8	20KES6BFPWDM	DUAL	20A	520 VAC	3	0.8		M5
6-1609966-9	25KES6BFPWDM	DUAL	25A	520 VAC	5	0.8		M5
7-1609966-0	30KES6BFPWDM	DUAL	30A	520 VAC	5	0.8		M5
7-1609966-1	40KES6BFPWDM	DUAL	40A	520 VAC	5	0.8		M5
7-1609966-2	50KES6BFPWHM	HORIZONTAL	50A	520 VAC	5	1.3		M6
7-1609966-3	60KES6BFPWHM	HORIZONTAL	60A	520 VAC	5	1.3		M6
7-1609966-4	50KES6BFPWVM	VERTICAL	50A	520 VAC	5	1.4		M6
7-1609966-5	60KES6BFPWVM	VERTICAL	60A	520 VAC	5	1.4		M6

Connectors Cross Section

	41	10	16	25	50
Wire Section (mm ²)	4mm ²	10 mm ²	16 mm ²	25 mm ²	50 mm ²
Wire Section (AWG)	12AWG	8 AWG	6 AWG	4 AWG	1/0 AWG
Wire Stripping	Max 10mm	max 13.5 mm	max 17 mm	max 17 mm	max 20 mm
Max Recommended Torque	0.5 Nm / 4.5 in.lbs	1.2 Nm / 10.8 in.lbs	2÷2.2 Nm / 18÷19.8 in.lbs	2 Nm / 18 in.lbs	6 Nm / 54 in.lbs

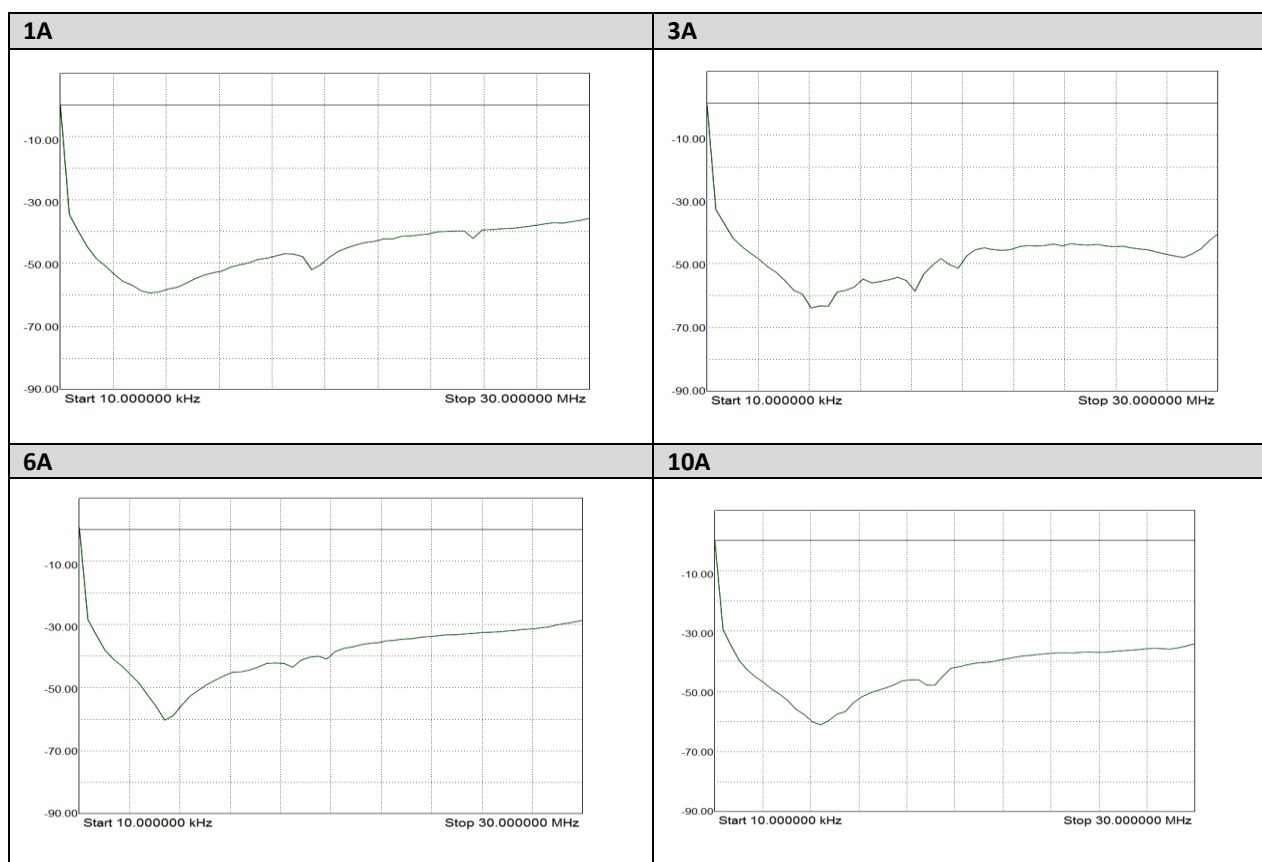
Insertion Loss (Typical) – Measured in Closed 50Ω System

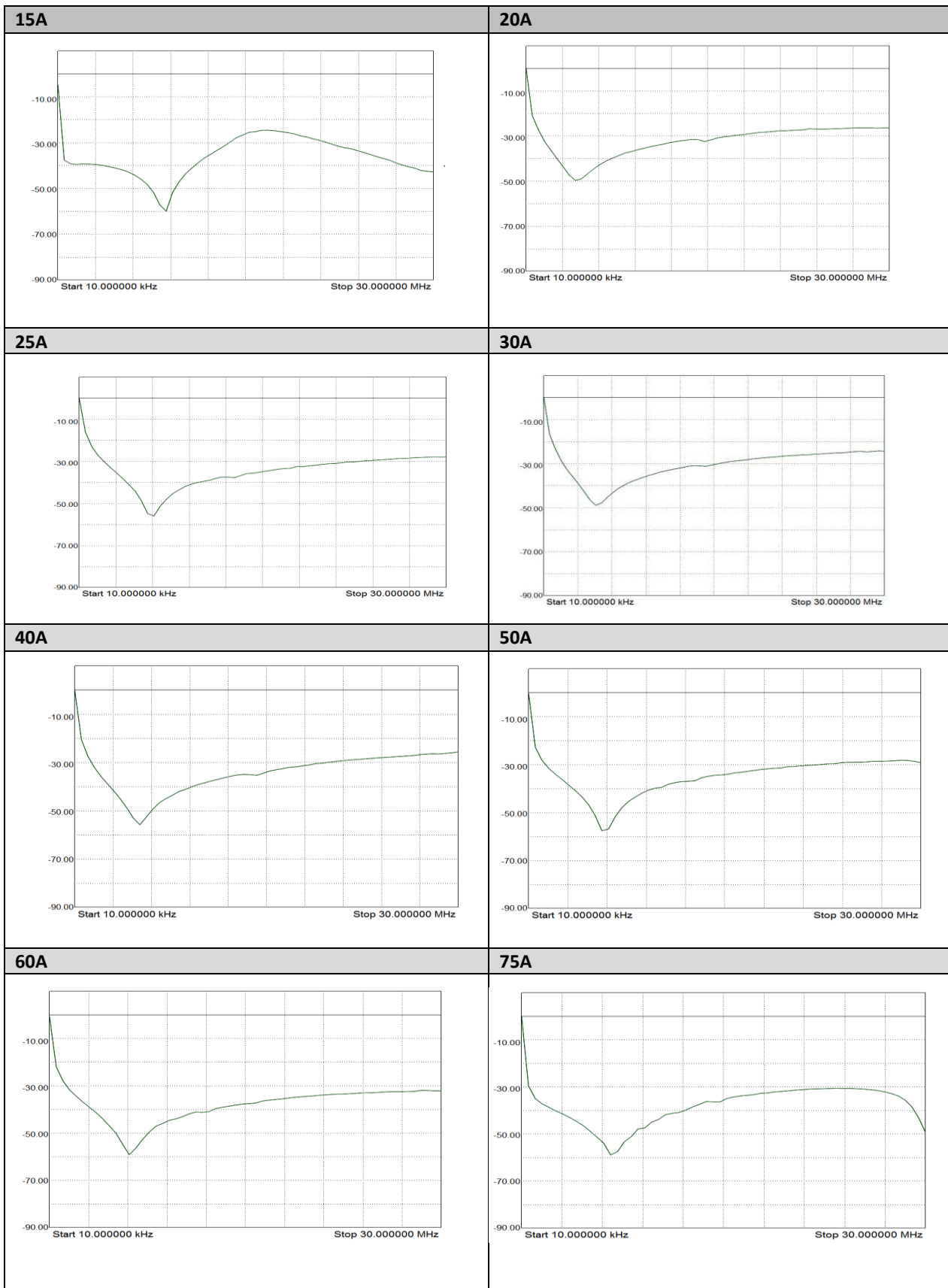
		Common Mode 50Ω / 50Ω								
		Frequency in MHz								
		0.01	0.05	0.15	0.5	1	3	5	10	30
Current Rating	1A	3	3	4	11	22	40	35	36	43
	3A	2	2	19	22	40	38	45	47	32
	6A	4	5	13	19	28	35	40	45	31
	10A	3	4	15	25	29	32	30	35	29
	15A	4	4	9	20	38	36	46	30	23
	20A	4	5	15	25	45	48	42	40	29
	25A	5	5	5	18	23	35	40	44	24
	30A	4	4	9	21	28	42	58	39	20
	40A	4	5	11	29	34	42	56	39	23
	50A	4	4	11	24	32	42	48	34	20
	60A	4	5	10	25	30	39	50	38	24
	75A	2	3	7	22	29	44	43	30	16
	80A	5	5	8	15	20	22	35	42	45
	100A	3	4	3	17	23	25	20	32	38
	125A	2	2	5	15	18	25	30	40	46
150A	3	4	11	25	35	34	28	22	11	

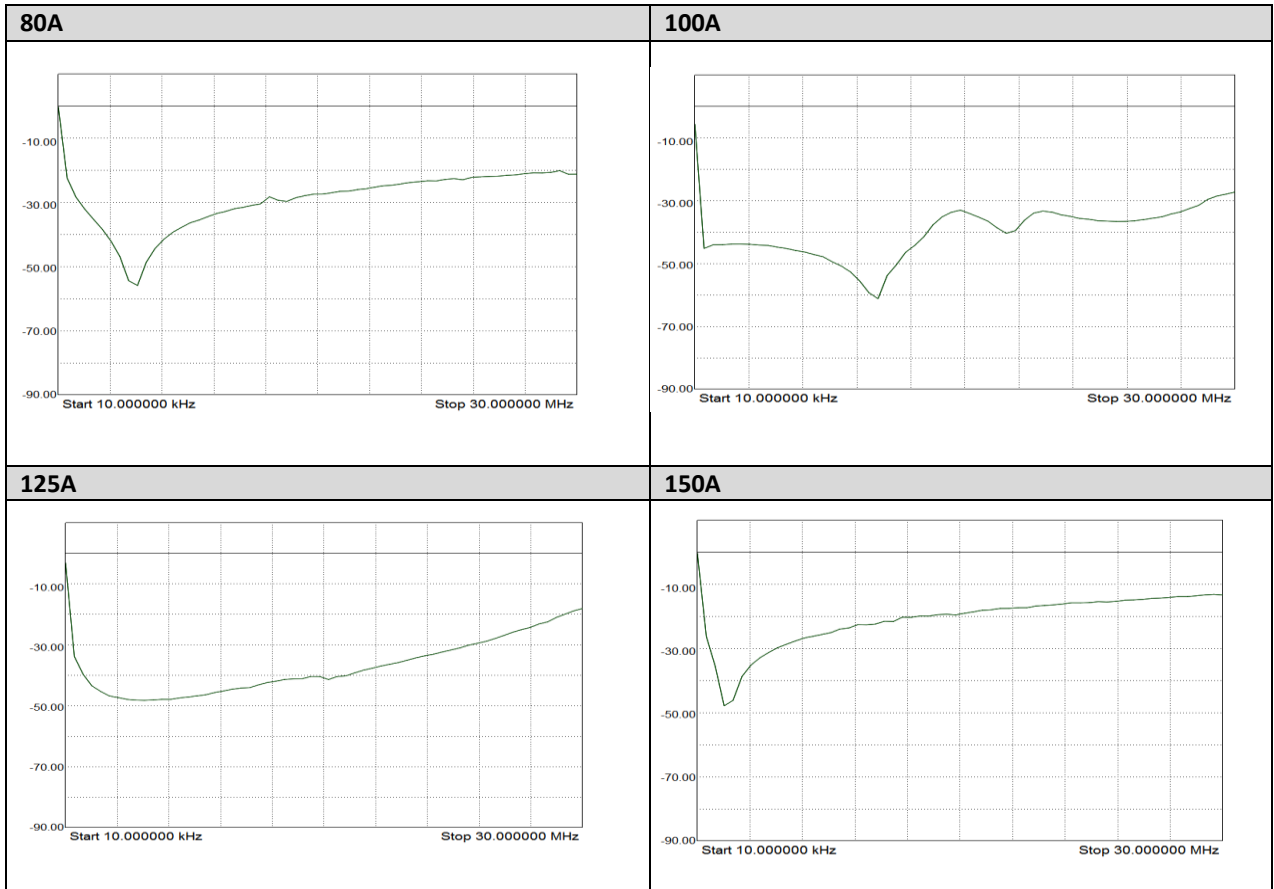
Differential Mode 50Ω / 50Ω

		Frequency in MHz								
		0.01	0.05	0.15	0.5	1	3	5	10	30
Current Rating	1A	3	4	6	19	27	30	36	38	49
	3A	4	5	26	32	29	35	37	46	44
	6A	4	3	15	25	30	38	45	51	49
	10A	4	5	17	26	30	31	32	36	40
	15A	6	8	12	16	30	33	40	38	47
	20A	3	5	10	20	28	36	29	23	19
	25A	4	4	19	22	26	32	48	50	52
	30A	17	18	22	39	46	29	26	20	16
	40A	17	18	21	34	43	40	29	19	33
	50A	14	20	28	42	50	30	26	20	22
	60A	11	18	22	39	45	28	24	17	15
	75A	37	39	46	53	41	31	27	19	17
	80A	5	6	10	20	24	30	36	38	42
	100A	8	9	14	37	40	44	35	30	40
	125A	3	3	9	17	19	31	35	42	42
150A	34	39	57	40	33	24	20	15	10	

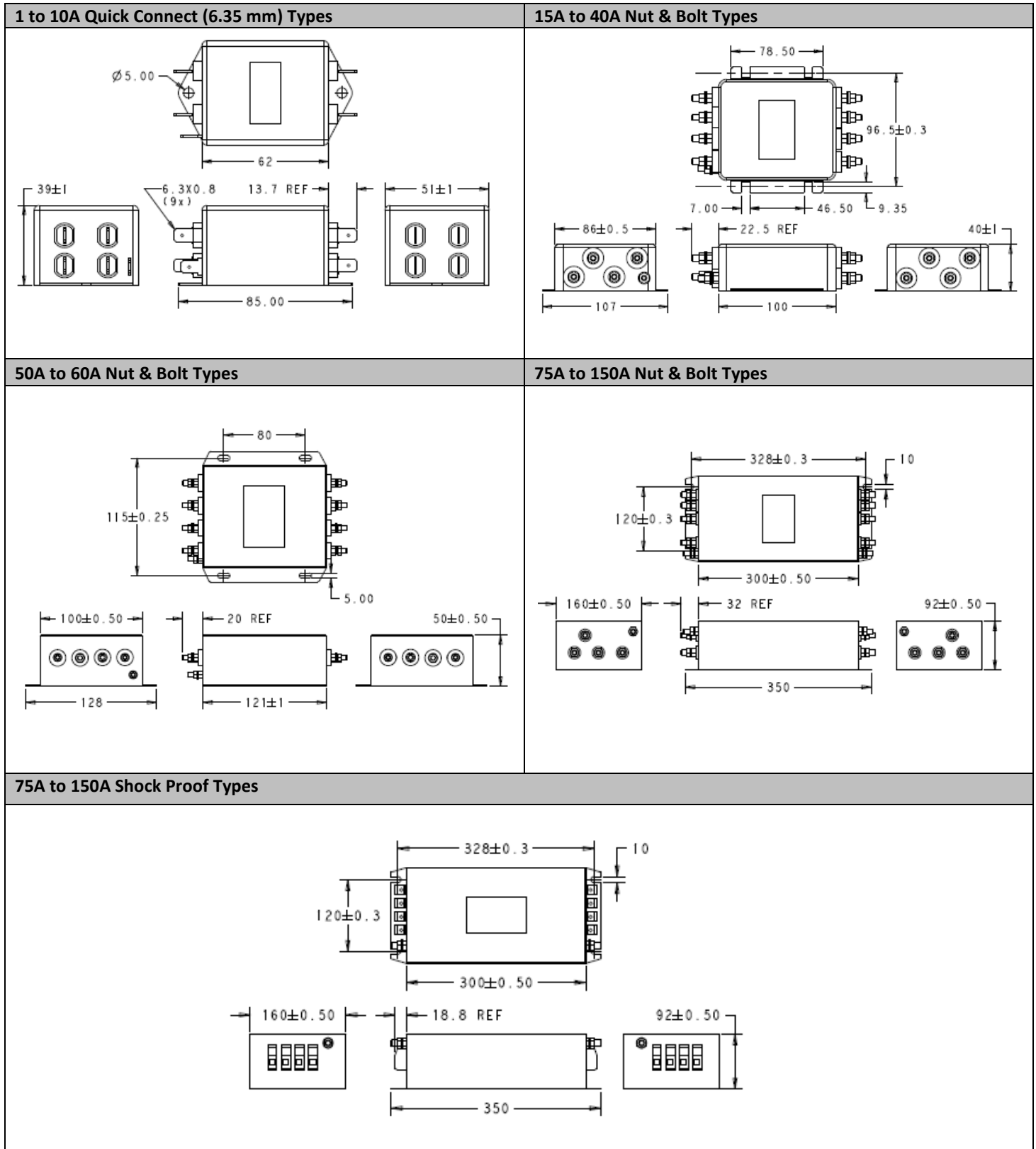
Common Mode Insertion Loss (Typical in dB – refer to Table above)







Case Dimensions - Standard

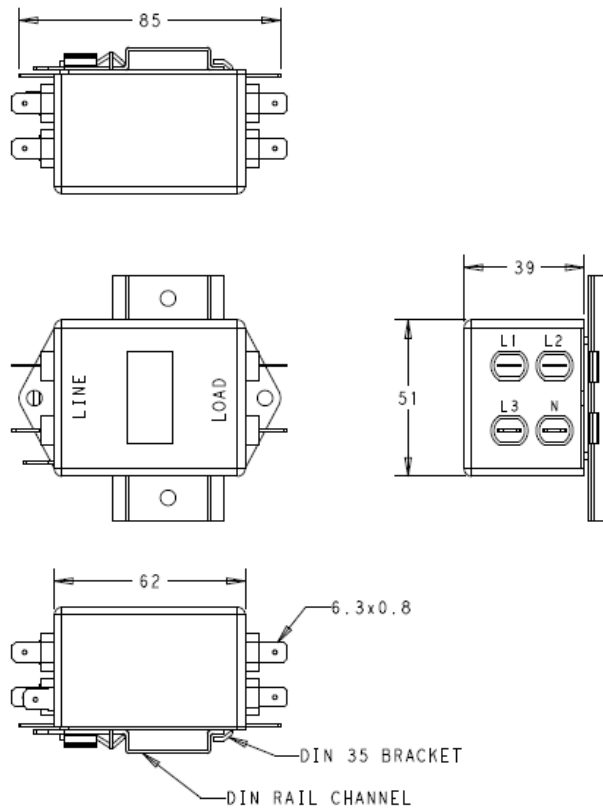


All dimensions in mm; Tolerances according: ISO2768-m

Case Dimensions – Din Rail Mount

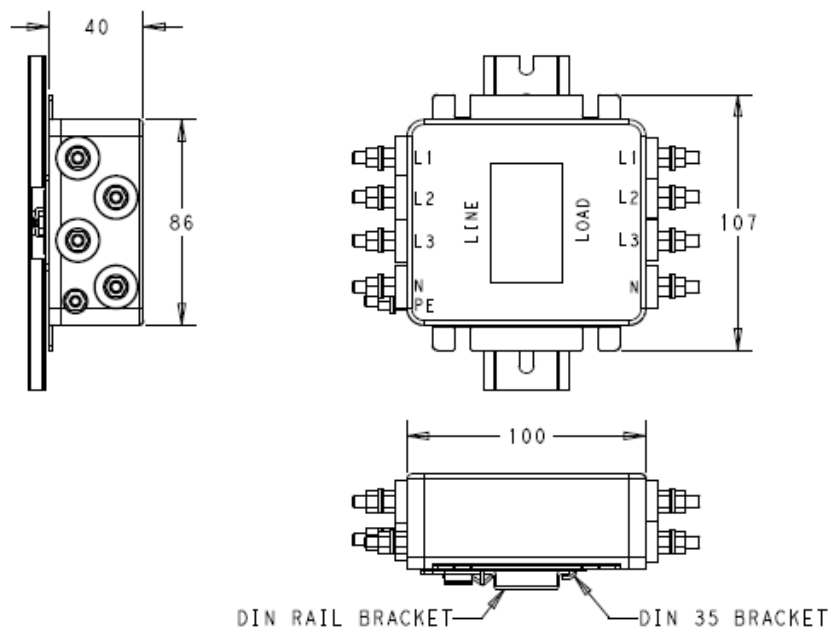
1 to 10A Quick Connect (6.35mm) Types – Dual Mount

Note: Din Rail not supplied



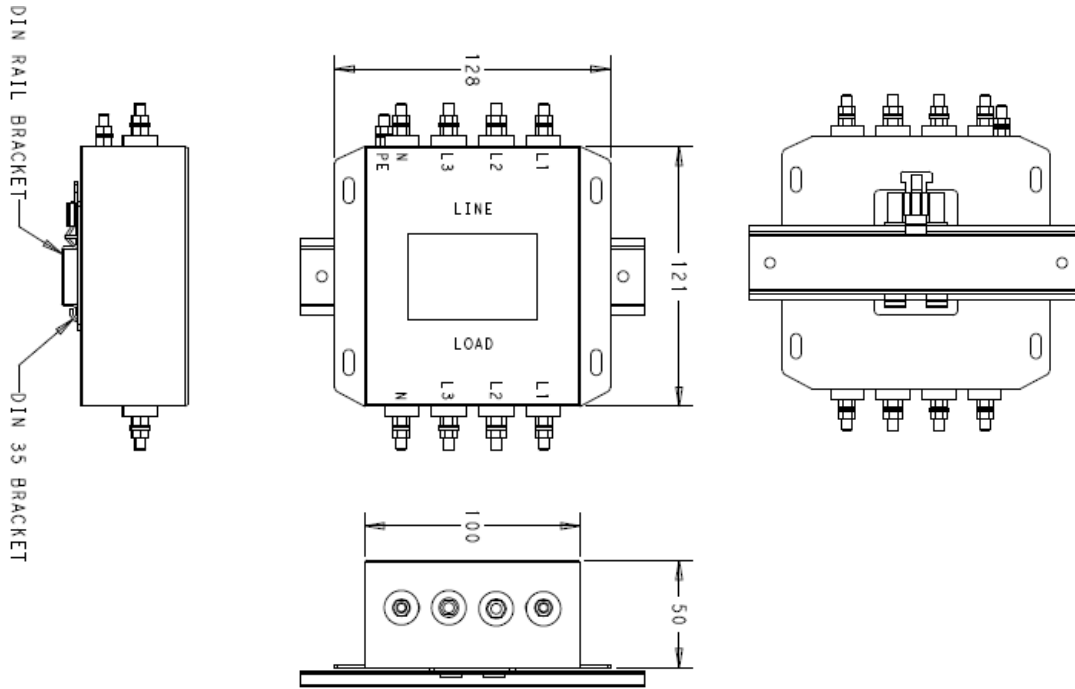
15A to 40A Nut & Bolt Types - Dual Mount

Note: Din Rail not supplied



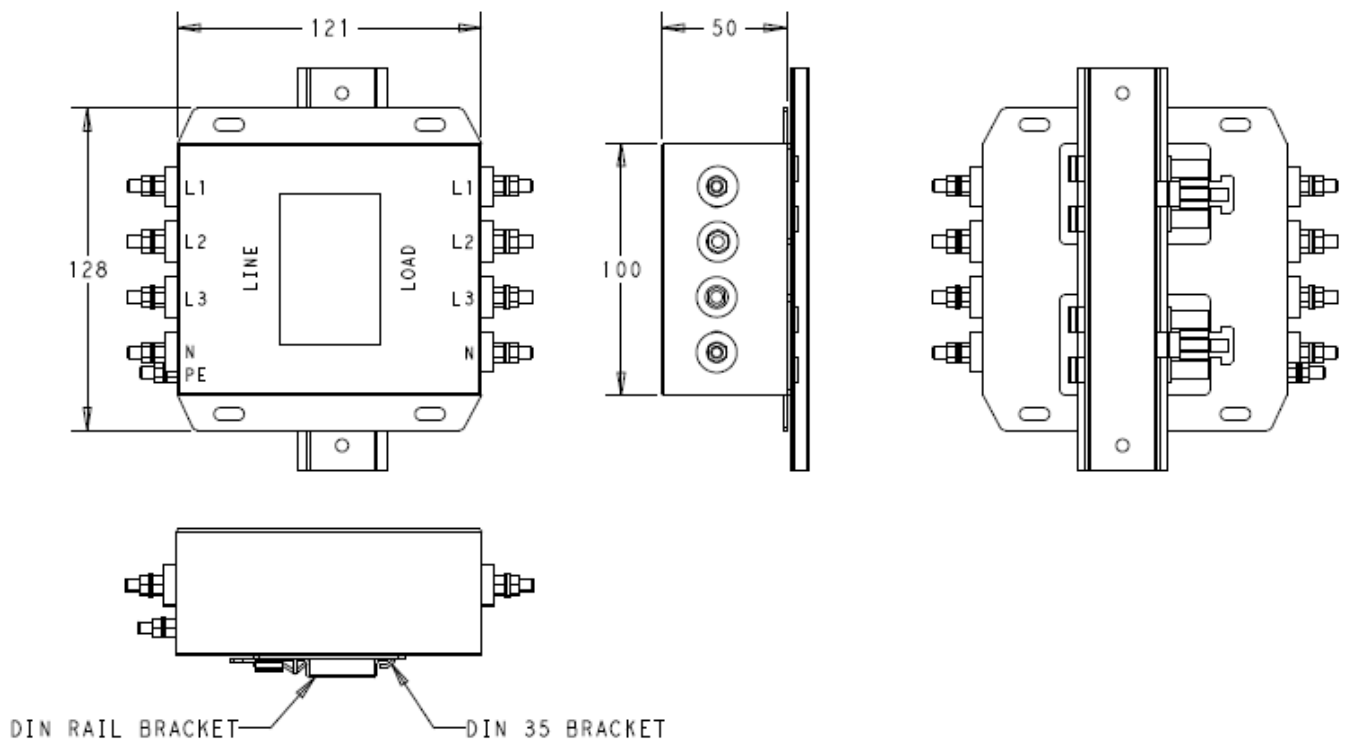
50A to 60A Nut & Bolt Types – Horizontal Mount

Note: Din Rail not supplied



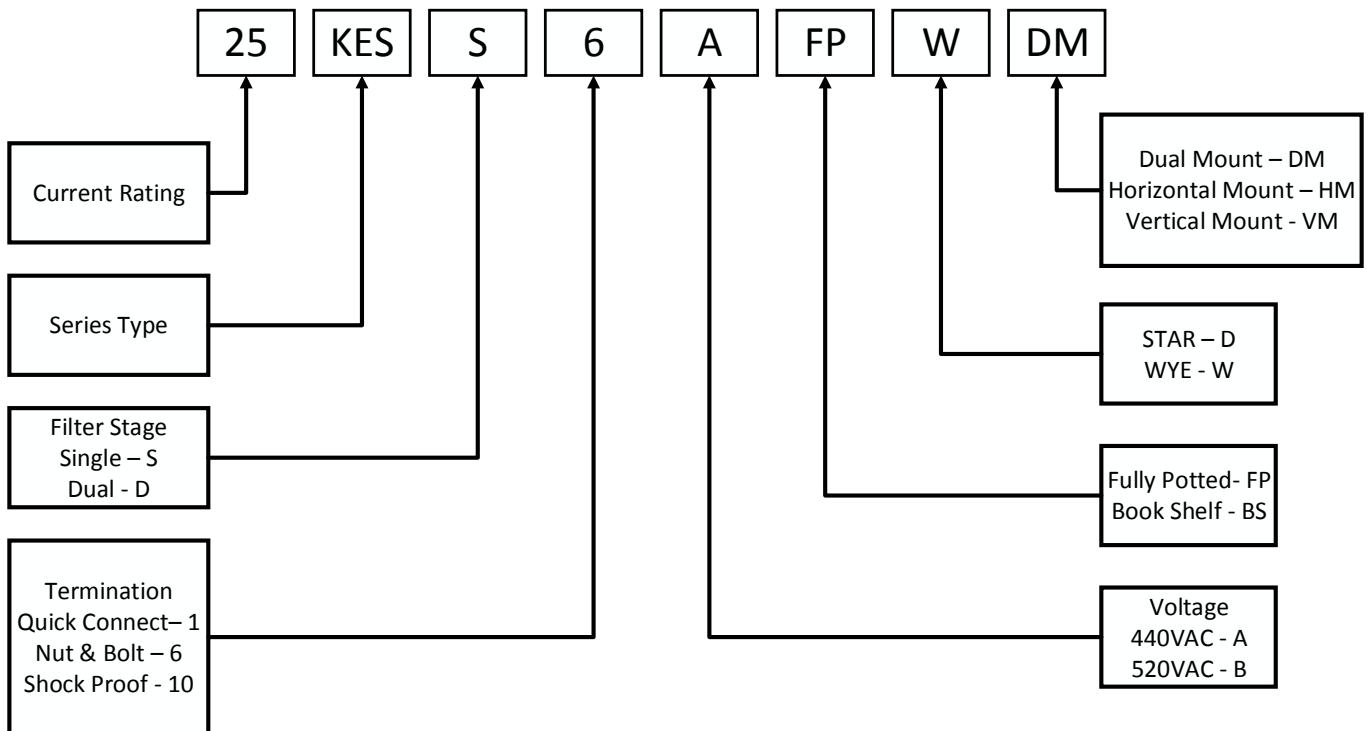
50A to 60A Nut & Bolt Types – Vertical Mount

Note: Din Rail not supplied



All dimensions in mm; Tolerances according: ISO2768-m

How to Order



X-ON Electronics

Largest Supplier of Electrical and Electronic Components

Click to view similar products for [Power Line Filters](#) category:

Click to view products by [TE Connectivity](#) manufacturer:

Other Similar products are found below :

[6609019-3](#) [6609026-5](#) [6609030-6](#) [6609973-2](#) [D30A](#) [7-1609090-5](#) [F2810](#) [F4456A](#) [F7382Z](#) [F7863Z](#) [FAHAV3100ZC000](#) [806276](#) [FN2020B-1-06](#) [FN2080B-10-06](#) [FN2410H-32-33](#) [FN2410H-80-34](#) [FP144](#) [FS4153-20-06](#) [FS4353-500-99](#) [12-MMB-030-11-D](#) [DB4-393](#) [15811T200](#) [20B1](#) [LC630](#) [2B1](#) [1609080-2](#) [1609993-8](#) [1-6609070-1](#) [F1100AA02](#) [F1150CC10](#) [F1500CA10](#) [F1500CA15](#) [F4041Z](#) [F7585E](#) [1B1](#) [FN2070A-16-06](#) [FN2090A-20-06](#) [FN2090B-12-06](#) [FN2090Z-1-06](#) [FN2410H-25-33](#) [FN2410H-60-34](#) [FN2410H-8-44](#) [FN2412H-8-44](#) [FN323B-6-01](#) [FN3258H-130-35](#) [FN610R-3-06](#) [20EHQ7](#) [20EHZ7](#) [20K1](#) [30B6](#)