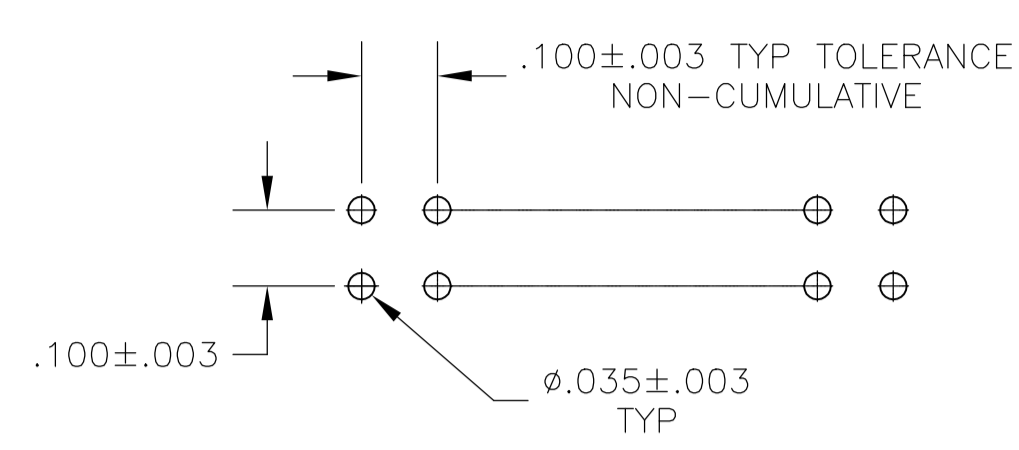
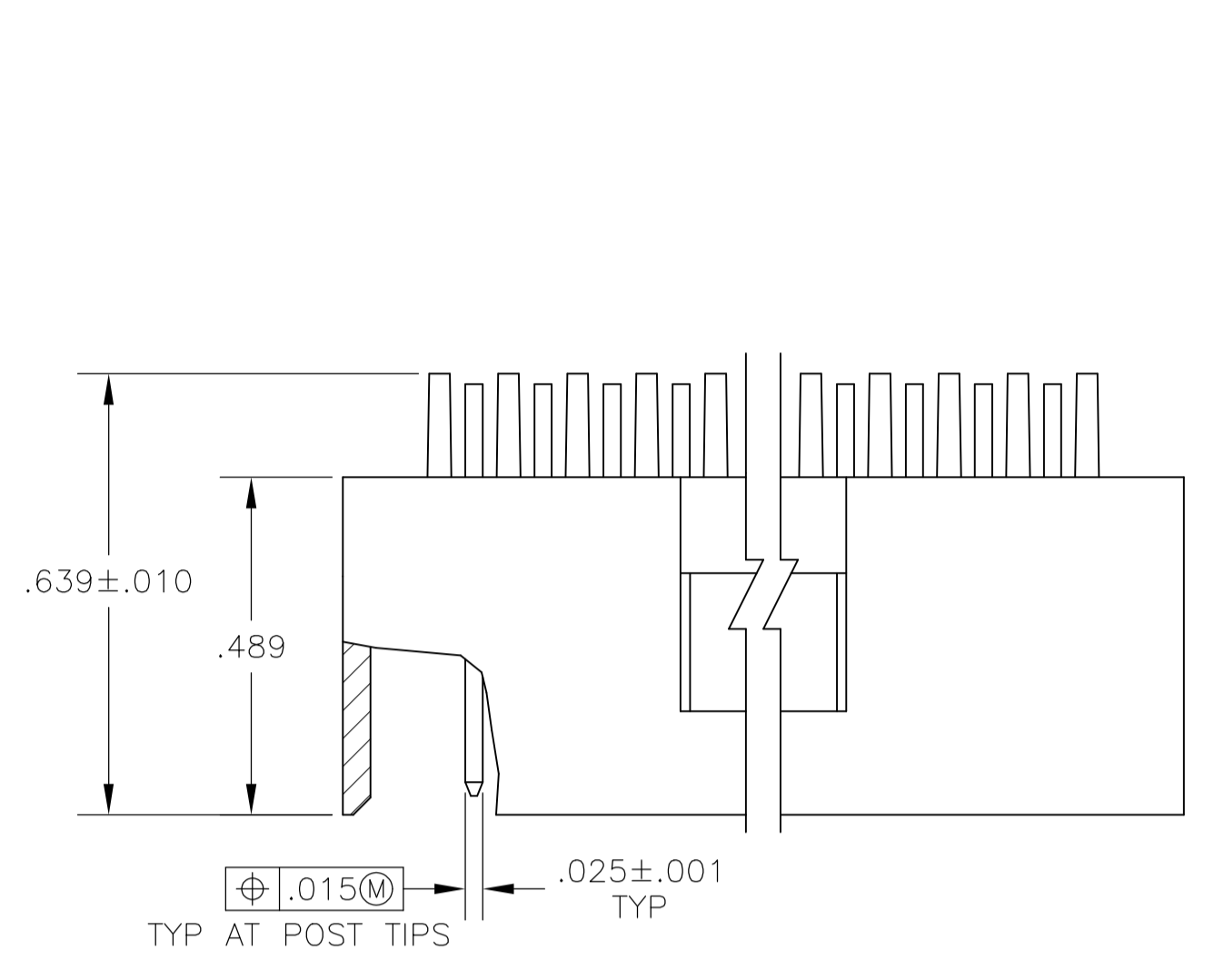
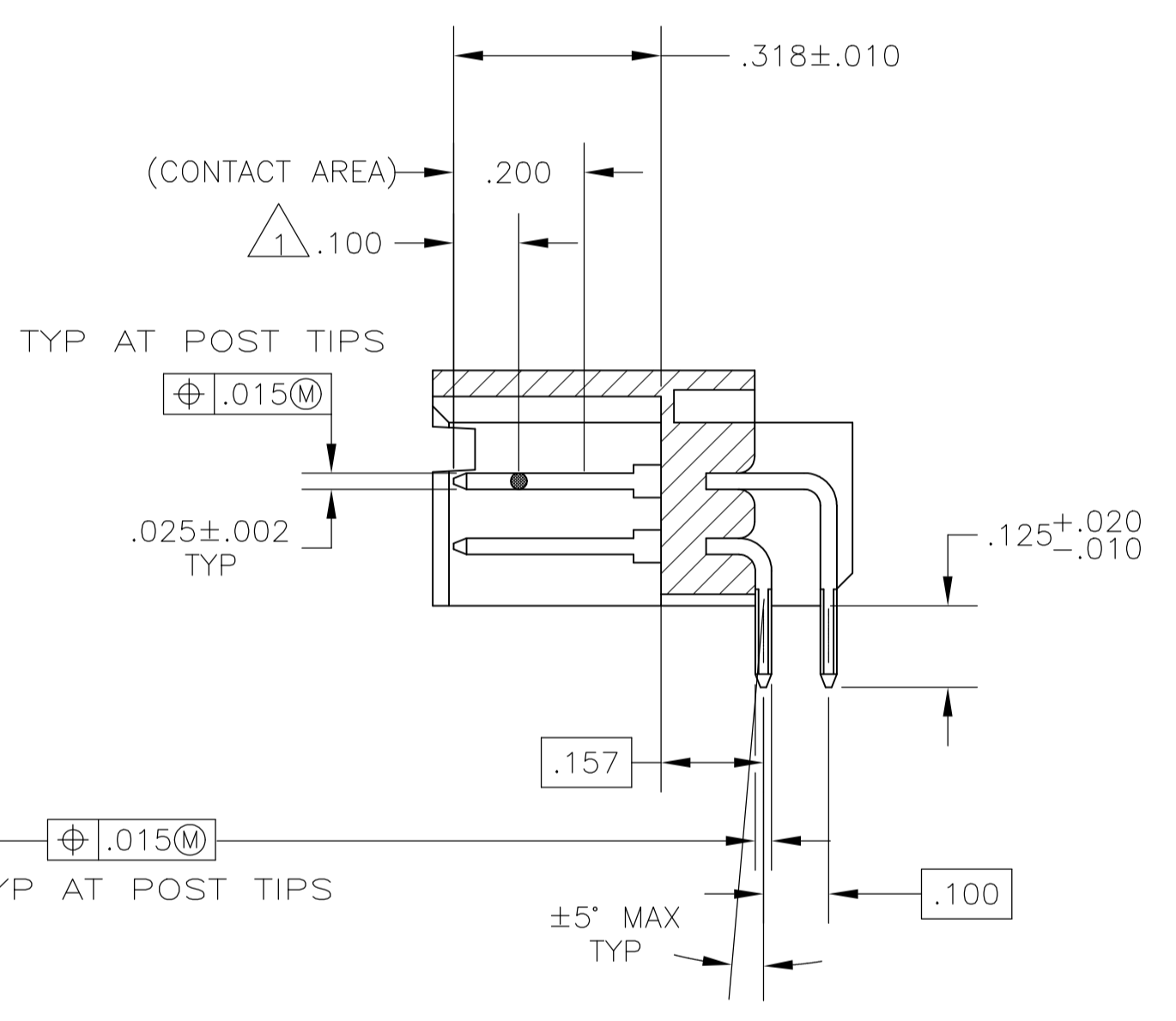
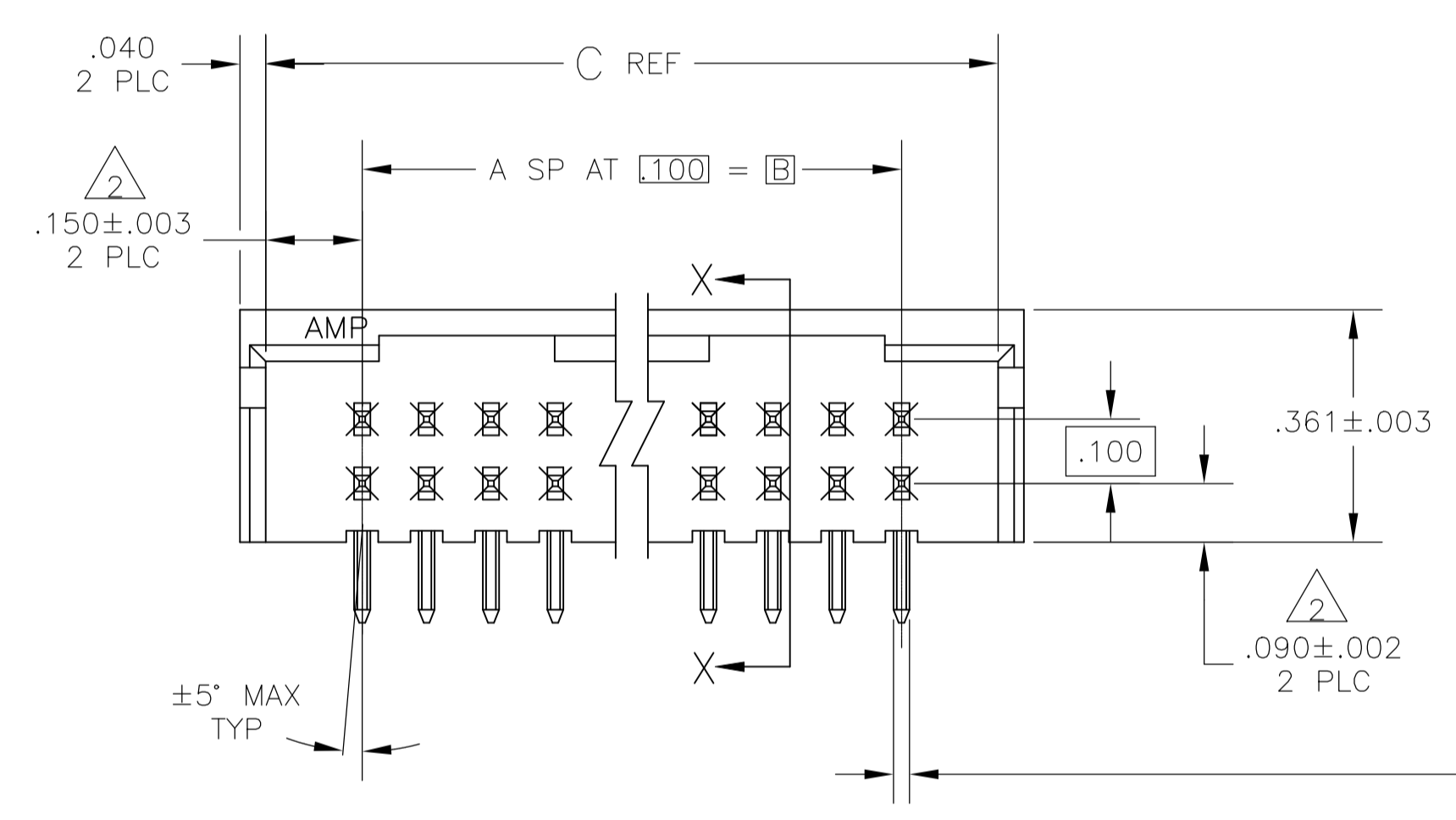


REVISIONS					
REV	LYR	DESCRIPTION	DATE	DWN	APVD
K2		PART STATUS UPDATED IN PART LIST TABLE	08FEB2018	SD	PS



RECOMMENDED HOLE LAYOUT



SECTION X-X

- 1 POINT OF MEASUREMENT FOR PLATING THICKNESS.
- 2 THE NOTED DIMENSION APPLIES AT THE INTERSECTION OF THE POST AND HOUSING
- 3 OBSOLETE PART NUMBER
- 4 POSTS: .000015 GOLD IN CONTACT AREA, .000100-.000200 MATTE TIN-LEAD ON SOLDER TAIL, ALL OVER .000050 NICKEL.
- 5 POSTS: .000015 GOLD IN CONTACT AREA, .000100-.000200 MATTE TIN ON SOLDER TAIL, ALL OVER .000050 NICKEL.
- 6 OBSOLETE PARTS: OBSOLETE CIS STREAMLINING PER D.RENAUD/D.SINISI

REV	LYR	DESCRIPTION	DATE	DWN	APVD		
6		OBSOLETE	3.200	2.900	29	60	7-102620-6
5		OBSOLETE	2.700	2.400	24	50	7-102620-1
5		OBSOLETE	2.200	1.900	19	40	6-102620-6
5		OBSOLETE	1.900	1.600	16	34	6-102620-3
5		OBSOLETE	1.700	1.400	14	30	6-102620-1
5		OBSOLETE	1.500	1.200	12	26	5-102620-9
5		OBSOLETE	1.400	1.100	11	24	5-102620-8
5		OBSOLETE	1.200	.900	9	20	5-102620-6
5		OBSOLETE	1.100	.800	8	18	5-102620-5
5		OBSOLETE	1.000	.700	7	16	5-102620-4
5		OBSOLETE	.900	.600	6	14	5-102620-3
5		OBSOLETE	.800	.500	5	12	5-102620-2
5		OBSOLETE	.700	.400	4	10	5-102620-1
4		OBSOLETE	3.800	3.500	35	72	3-102620-2
4		OBSOLETE	3.700	3.400	34	70	3-102620-1
4		OBSOLETE	3.600	3.300	33	68	3-102620-0
4		OBSOLETE	3.500	3.200	32	66	2-102620-9
4		OBSOLETE	3.400	3.100	31	64	2-102620-8
4		OBSOLETE	3.300	3.000	30	62	2-102620-7
6		OBSOLETE	3.200	2.900	29	60	2-102620-6
4		OBSOLETE	3.100	2.800	28	58	2-102620-5
4		OBSOLETE	3.000	2.700	27	56	2-102620-4
4		OBSOLETE	2.900	2.600	26	54	2-102620-3
4		OBSOLETE	2.800	2.500	25	52	2-102620-2
6		OBSOLETE	2.700	2.400	24	50	2-102620-1
4		OBSOLETE	2.600	2.300	23	48	2-102620-0
4		OBSOLETE	2.500	2.200	22	46	1-102620-9
4		OBSOLETE	2.400	2.100	21	44	1-102620-8
4		OBSOLETE	2.300	2.000	20	42	1-102620-7
6		OBSOLETE	2.200	1.900	19	40	1-102620-6
4		OBSOLETE	2.100	1.800	18	38	1-102620-5
4		OBSOLETE	2.000	1.700	17	36	1-102620-4
6		OBSOLETE	1.900	1.600	16	34	1-102620-3
4		OBSOLETE	1.800	1.500	15	32	1-102620-2
6		OBSOLETE	1.700	1.400	14	30	1-102620-1
6		OBSOLETE	1.600	1.300	13	28	1-102620-0
6		OBSOLETE	1.500	1.200	12	26	102620-9
4		OBSOLETE	1.400	1.100	11	24	102620-8
4		OBSOLETE	1.300	1.000	10	22	102620-7
4		OBSOLETE	1.200	.900	9	20	102620-6
4		OBSOLETE	1.100	.800	8	18	102620-5
4		OBSOLETE	1.000	.700	7	16	102620-4
4		OBSOLETE	.900	.600	6	14	102620-3
4		OBSOLETE	.800	.500	5	12	102620-2
4		OBSOLETE	.700	.400	4	10	102620-1

PLATING	C	B	A	NO OF POSN	PART NUMBER

THIS DRAWING IS A CONTROLLED DOCUMENT. DWN: H MOLL 16NOV87, CHK: R FEJDT 16NOV87, APVD: R FLICKER 17NOV87, NAME: R FLICKER

TE Connectivity

HEADER ASSY, MOD II, DBL ROW, .100X.100 C/L, RIGHT ANGLE, (3) SIDED SHROUD

APPLIC. SPEC: -

SIZE: A1, CAGE CODE: 00779, DRAWING NO: 102620

RESTRICTED TO: -

CUSTOMER DRAWING, SCALE: 4:1, SHEET: 1 OF 1, REV: K2

## X-ON Electronics

Largest Supplier of Electrical and Electronic Components

*Click to view similar products for [Headers & Wire Housings](#) category:*

*Click to view products by [TE Connectivity](#) manufacturer:*

Other Similar products are found below :

[95000-104TRLF](#) [10135584-644402LF](#) [DF62W-EP2022PCA](#) [95000-106TRLF](#) [DF62W-2022SCA](#) [DF62W-EP2022PC](#) [2203348](#) [DF62W-2022SC](#) [1084018](#) [1029039](#) [1084017](#) [802-10-012-10-002000](#) [1112640](#) [1112639](#) [000-34000](#) [0009482033](#) [0009507031](#) [57102-S06-03LF](#) [57202-S52-04LF](#) [PCN6-15S-2.5E](#) [0039019024](#) [58102-G61-06LF](#) [582553-1](#) [0009508121](#) [0050291907](#) [018731A](#) [LY20-4P-DT1-P1E-BR](#) [02.125.8002.8](#) [60101931](#) [60598-1 \(Cut Strip\)](#) [M1625-3R/100](#) [61062-3](#) [61082-181009](#) [636-1427](#) [638009-1](#) [641938-9](#) [641991-4](#) [644168-1](#) [647662-1](#) [65039-019ELF](#) [65817-002LF](#) [65817-015LF](#) [65863-015LF](#) [66207-023LF](#) [67016-026LF](#) [67046-001LF](#) [67095-007LF](#) [68002-116](#) [68016-236H](#) [68648-049](#)