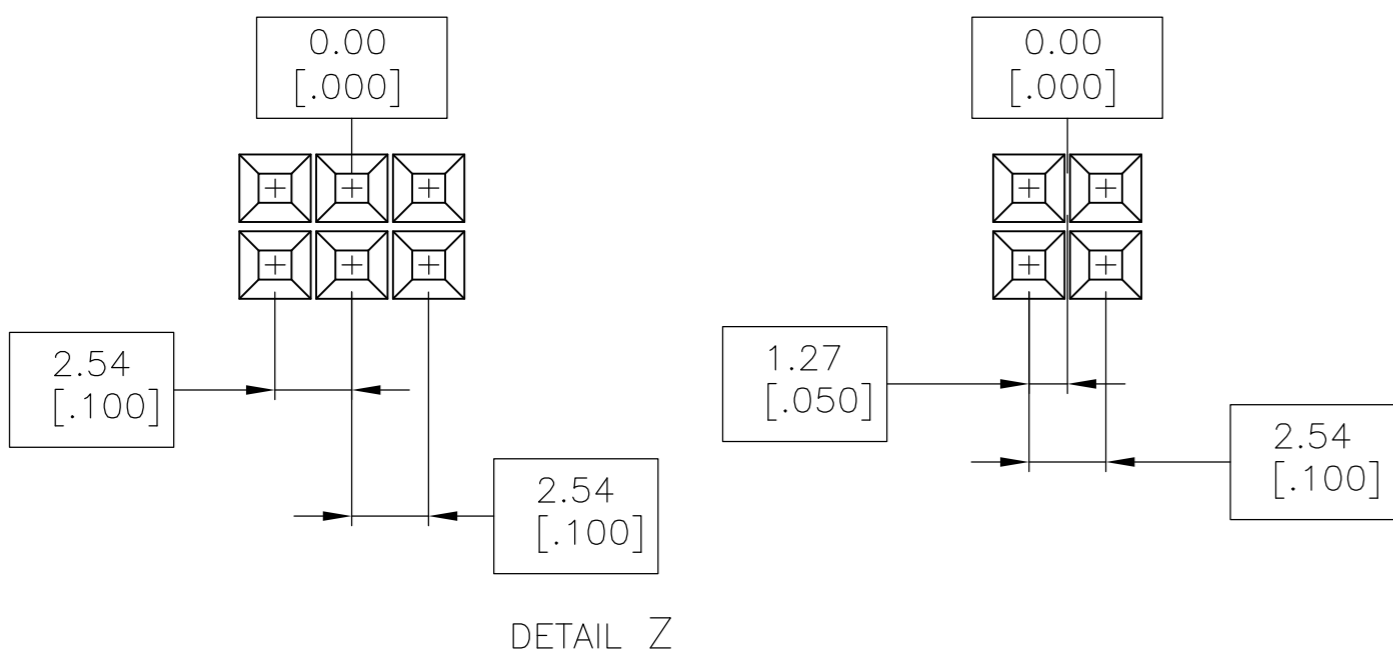
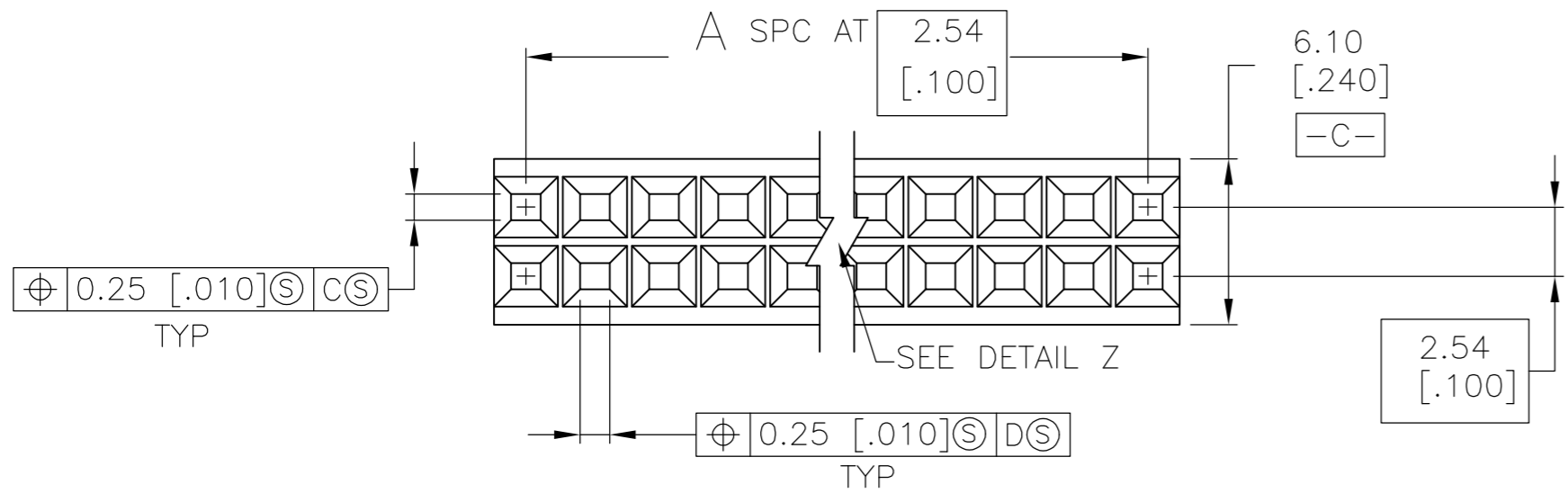
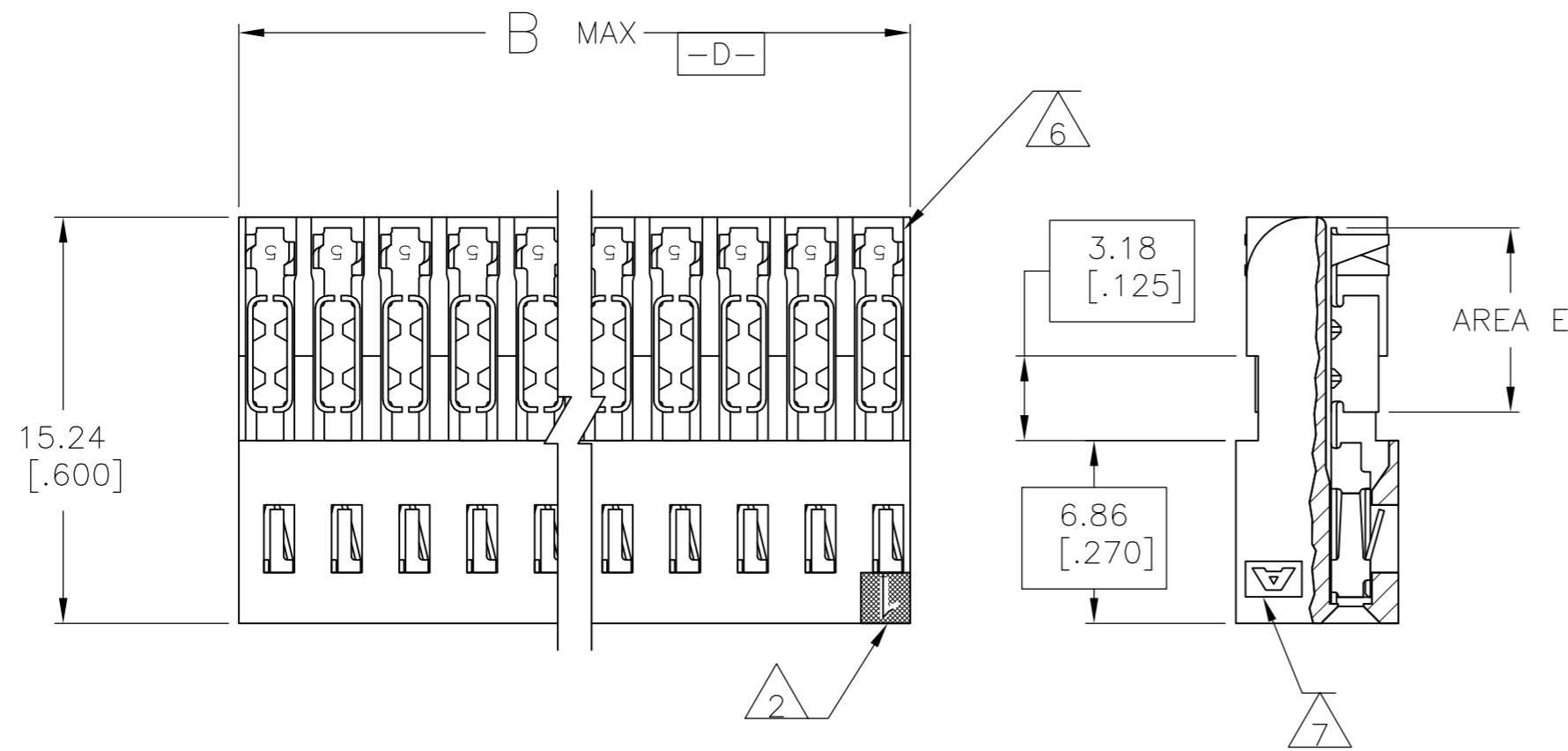


THIS DRAWING IS UNPUBLISHED. RELEASED FOR PUBLICATION
 © COPYRIGHT - By - ALL RIGHTS RESERVED.

LOC	DIST	REVISIONS			
P	LTR	DESCRIPTION	DATE	DWN	APVD
AD	00				
P2		REVISED PER ECO-11-004820	11MAR11	RK	HMR



REV	DESCRIPTION	DATE	DWN	APVD	PART NO.
9	OBSOLETE	68.58 [2.700]	26	54	5-102694-9
		25.40 [1.000]	9	20	5-102694-8
		22.86 [.900]	8	18	5-102694-7
		20.32 [.800]	7	16	5-102694-6
		17.78 [.700]	6	14	5-102694-5
		15.24 [.600]	5	12	5-102694-4
		10.16 [.400]	3	8	5-102694-2
		7.62 [.300]	2	6	5-102694-1
		12.70 [.500]	4	10	1-102694-0
9	OBSOLETE	68.58 [2.700]	26	54	102694-9
		25.40 [1.000]	9	20	102694-8
9	OBSOLETE	22.86 [.900]	8	18	102694-7
9	SUP BY 5-102694-6	20.32 [.800]	7	16	102694-6
		17.78 [.700]	6	14	102694-5
		15.24 [.600]	5	12	102694-4
		12.70 [.500]	4	10	102694-3
		10.16 [.400]	3	8	102694-2
		7.62 [.300]	2	6	102694-1
	FINISH	B	A	NO. OF POSN	PART NO.

- 1 HOUSING: PBT, UL 94V-0 RATED, COLOR-BLACK
CONTACTS: COPPER ALLOY PER ASTM B103
- 2 MOLDED CIRCUIT #1 IDENTIFIER IN LOCATION SHOWN.
- 3 0.00076[.000030] MIN GOLD IN CONTACT AREA, 0.00127-0.00254[.000050-.000100] TIN-LEAD IN AREA E, ALL OVER 0.00127[.000050] MIN NICKEL.
- 4 0.00076 [.000030] MIN GOLD IN CONTACT AREA, 0.00127-0.00254 [.000050-.000100] TIN IN AREA E, ALL OVER 0.00127[.000050] MIN NICKEL
- 5 USE WITH #26-#22 AWG WIRE SIZE, .050 MAX INSULATION DIA., .015 MAX INSULATION WALL THICKNESS.
- 6 CONTACT IDENTIFICATION NUMBER "5" LOCATED IN THIS AREA.
- 7 AMP TRADEMARK (EITHER SIDE).
- 8 ROHS 2002 /95/EC COMPLIANT

9 OBSOLETE PARTS: OBSOLETE CIS STREAMLINING PER D.RENAUD/D.SINISI

THIS DRAWING IS A CONTROLLED DOCUMENT.

DIMENSIONS: mm [INCHES]	TOLERANCES UNLESS OTHERWISE SPECIFIED: 0 PLC ± - 1 PLC ± - 2 PLC ± 0.13[.005] 3 PLC ± - 4 PLC ± - ANGLES ± -	DWN S. SHUEY 12-30-91 CHK M. RIDER 1-6-92 APVD M. RIDER 1-6-92 PRODUCT SPEC 108-25018 APPLICATION SPEC 114-25032	TE Connectivity AMPMODU MT, RCPT ASSY, HIGH PRESSURE CONTACTS FOR 22-26 AWG WIRE SIZE	
MATERIAL 1	FINISH SEE TABLE	WEIGHT -	SIZE A2	CAGE CODE 00779
CUSTOMER DRAWING		SCALE 4:1	SHEET 1 of 1	REV P2

X-ON Electronics

Largest Supplier of Electrical and Electronic Components

Click to view similar products for [Headers & Wire Housings](#) category:

Click to view products by [TE Connectivity](#) manufacturer:

Other Similar products are found below :

[892-18-020-10-001101](#) [58102-G61-06LF](#) [582553-1](#) [0009485154](#) [009176003701906](#) [0050291907](#) [LY20-4P-DT1-P1E-BR](#) [02.125.8002.8](#)
[609-3404](#) [61062-3](#) [61082-181009](#) [622-3653LF](#) [63453-116](#) [636-1030](#) [636-1427](#) [636-3427](#) [636-4007](#) [641938-9](#) [641991-4](#) [644827-2](#) [65817-](#)
[010LF](#) [65817-015LF](#) [65863-015LF](#) [66207-023LF](#) [67095-007LF](#) [67601157](#) [68645-018](#) [68648-049](#) [70.362.1628.0](#) [70-4210](#) [70-4226B](#) [70-](#)
[4853B](#) [707-5020](#) [707-5028](#) [71.350.2428.0](#) [71918-208LF](#) [71961-016LF](#) [733-134](#) [733-162](#) [754199-000](#) [760-3052](#) [787-8014-00](#) [79531-3000](#)
[FCN-360C032-B](#) [FCN-367T-T012/H](#) [FCN-723D010/2](#) [80.063.4001.1](#) [800-90-001-10-001000](#) [800-90-010-10-002000](#) [801-43-002-10-013000](#)