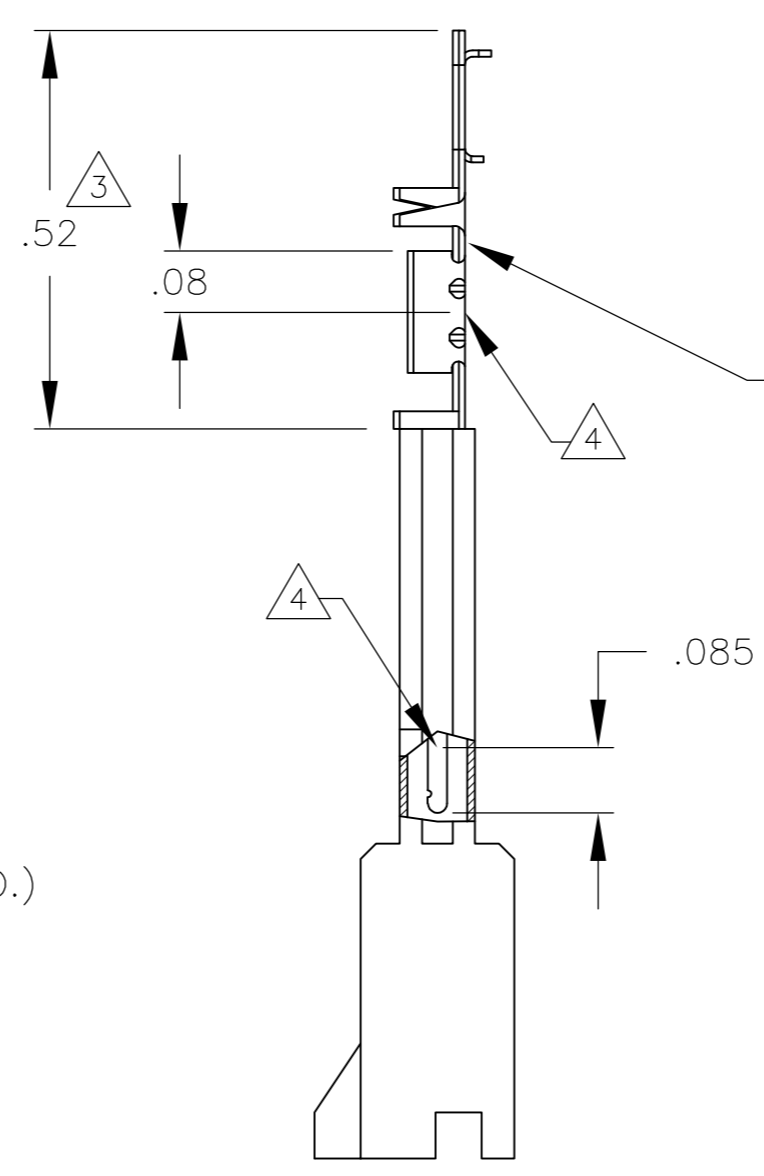
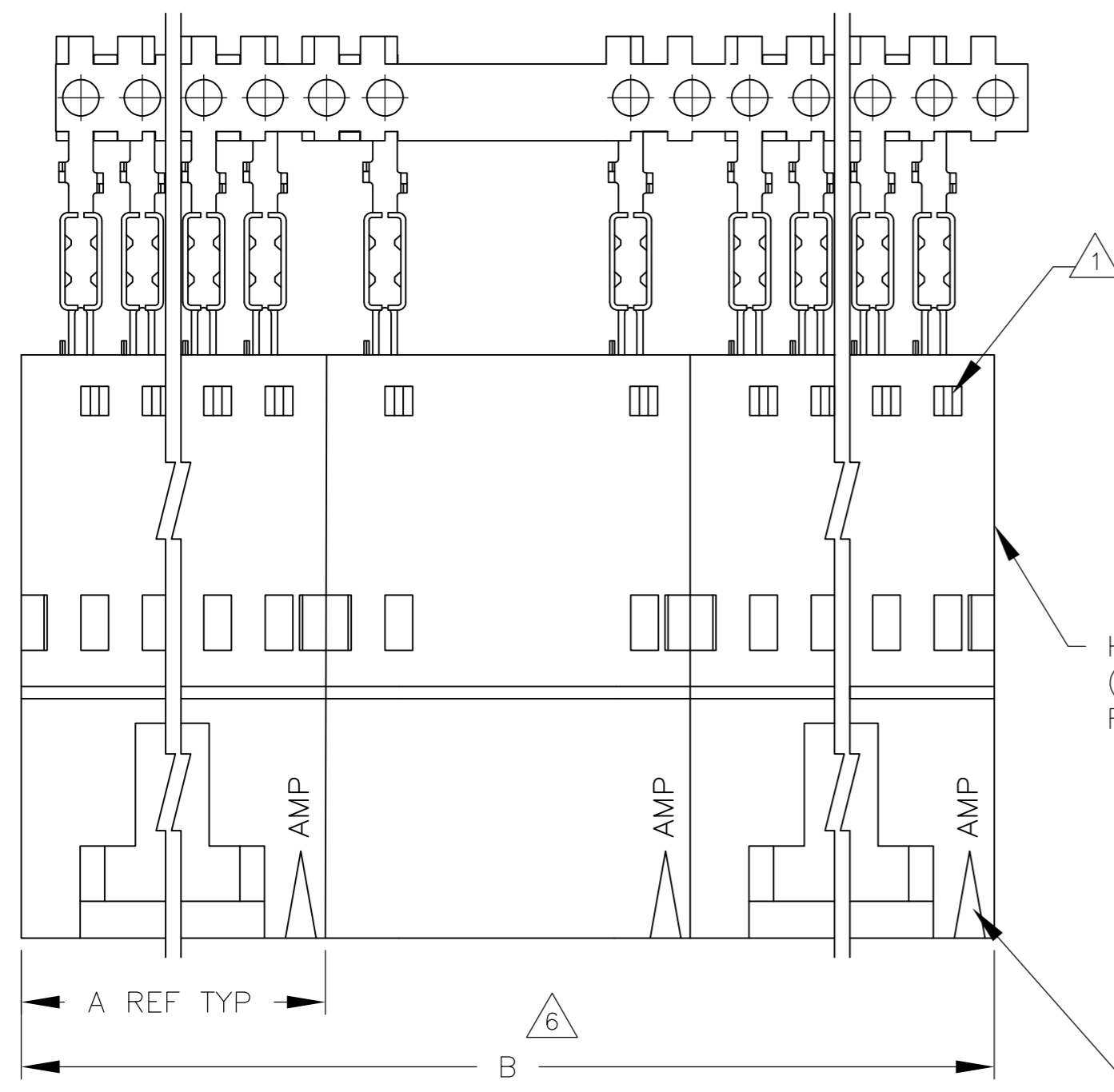


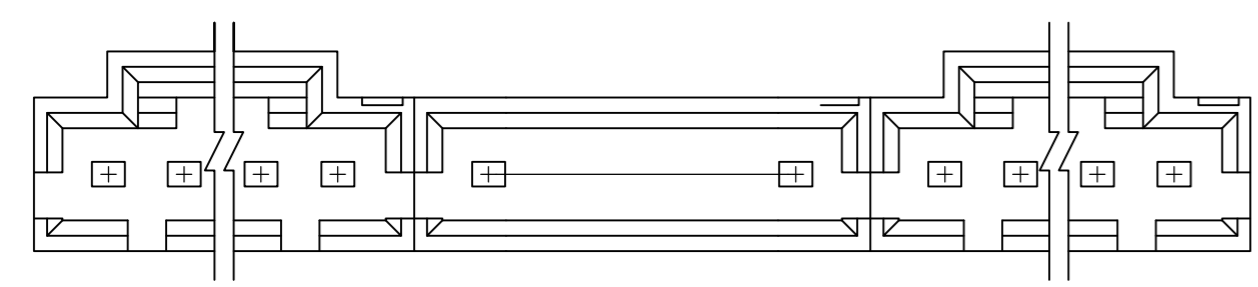
THIS DRAWING IS UNPUBLISHED. RELEASED FOR PUBLICATION
 © COPYRIGHT - By - ALL RIGHTS RESERVED.

LOC		DIST		REVISIONS			
P	LTR	DESCRIPTION		DATE	DWN	APVD	
AD	00	K2	REVISED PER ECO-11-004587	11MAR11	RK	HMR	



HOUSING
(SEE TABLE
FOR PART NO.)

POSITION #1 INDICATOR



- 1 CONTACTS ARE LATCHED INTO THE PRELOAD WINDOWS
- 2 USE WITH #22-#26 AWG WIRE SIZE, .054/.030 INSULATION DIAMETER, .015 MAXIMUM INSULATION THICKNESS
- 3 THE DIMENSION APPLIES WITH THE FORWARD PRELOAD STOP IN CONTACT WITH THE HOUSING SURFACE
- 4 POINT OF MEASUREMENT FOR PLATING THICKNESS
- 5 FOR INDIVIDUAL ASSEMBLIES SEE PART NUMBER 103893
- 6 ASSEMBLIES ARE JOINED BY THE CARRIER STRIP. ORDER QUANTITY REFLECTS TOTAL NUMBER OF INDIVIDUAL ASSEMBLIES REQUIRED. SEE TABLE FOR NUMBER OF ASSEMBLIES PER STRIP.
- 7 MATERIAL- HOUSING: FLAME RETARDANT THERMOPLASTIC, COLOR: BLACK, PINS: PHOS. BRONZE
- 8 FINISH- PINS: .000030 GOLD IN THE CONTACT AREA, .000050-.000100 BRIGHT TIN-LEAD ON THE TERMINATION AREA, OVER .000050 NICKEL.
- 9 FINISH- PINS: .000030 GOLD IN THE CONTACT AREA, .000050-.000100 BRIGHT TIN ON THE TERMINATION AREA, OVER .000050 NICKEL.
- 10 PRELIMINARY PART - NOT RELEASED FOR PRODUCTION.
- 11 FINISH- PINS: .000030 GOLD IN THE CONTACT AREA, .000050-.000100 MATTE TIN ON THE TERMINATION AREA, OVER .000050 NICKEL.

11	2	2.59	1.295	1-103653-1	12	6-103946-1
11	2	2.39	1.195	1-103653-0	11	6-103946-0
11	2	2.19	1.095	103653-9	10	5-103946-9
11	2	1.99	.995	103653-8	9	5-103946-8
11	2	1.79	.895	103653-7	8	5-103946-7
11	3	2.39	.795	103653-6	7	5-103946-6
11	2	1.39	.695	103653-5	6	5-103946-5
11	4	2.38	.595	103653-4	5	5-103946-4
11	4	1.98	.495	103653-3	4	5-103946-3
11	5	1.98	.395	103653-2	3	5-103946-2
11	8	2.36	.295	103653-1	2	5-103946-1
9	8	2.36	.295	103653-1	2	1-103946-2
8	2	2.59	1.295	1-103653-1	12	1-103946-1
8	2	2.39	1.195	1-103653-0	11	1-103946-0
8	2	2.19	1.095	103653-9	10	103946-9
8	2	1.99	.995	103653-8	9	103946-8
8	2	1.79	.895	103653-7	8	103946-7
8	3	2.39	.795	103653-6	7	103946-6
8	2	1.39	.695	103653-5	6	103946-5
8	4	2.38	.595	103653-4	5	103946-4
8	4	1.98	.495	103653-3	4	103946-3
8	5	1.98	.395	103653-2	3	103946-2
8	8	2.36	.295	103653-1	2	103946-1
PLATING	6	B	A	HOUSING PART NUMBER	NO OF POSN	ASSEMBLY PART NUMBER ON STRIP

12 OBSOLETE PARTS: OBSOLETE CIS STREAMLINING PER D.RENAUD/D.SINISI

THIS DRAWING IS A CONTROLLED DOCUMENT.

DWN R BROWN 26JUL00
 CHK K WRIGHT 26JUL00
 APVD K WRIGHT 26JUL00

TE Connectivity

NAME SHROUDED PIN ASSY, AMPMODU MTE, SINGLE ROW, .100 CL, POLARIZED, W/ LATCH WINDOWS, FOR NO 22-NO 26 AWG WIRE SIZE, STRIP FORM

PRODUCT SPEC 108-25034
 APPLICATION SPEC 114-25026

SIZE A2 CAGE CODE 00779 DRAWING NO C=103946 RESTRICTED TO -

MATERIAL 7 FINISH SEE TABLE WEIGHT - SCALE 4:1 SHEET 1 of 1 REV K2

CUSTOMER DRAWING

X-ON Electronics

Largest Supplier of Electrical and Electronic Components

Click to view similar products for [Headers & Wire Housings](#) category:

Click to view products by [TE Connectivity](#) manufacturer:

Other Similar products are found below :

[892-18-020-10-001101](#) [58102-G61-06LF](#) [582553-1](#) [0009485154](#) [009176003701906](#) [0050291907](#) [LY20-4P-DT1-P1E-BR](#) [02.125.8002.8](#)
[609-3404](#) [61062-3](#) [61082-181009](#) [622-3653LF](#) [63453-116](#) [636-1030](#) [636-1427](#) [636-3427](#) [636-4007](#) [641938-9](#) [641991-4](#) [644827-2](#) [65817-](#)
[010LF](#) [65817-015LF](#) [65863-015LF](#) [66207-023LF](#) [67095-007LF](#) [67601157](#) [68645-018](#) [68648-049](#) [70.362.1628.0](#) [70-4210](#) [70-4226B](#) [70-](#)
[4853B](#) [707-5020](#) [707-5028](#) [71.350.2428.0](#) [71918-208LF](#) [71961-016LF](#) [733-134](#) [733-162](#) [754199-000](#) [760-3052](#) [787-8014-00](#) [79531-3000](#)
[FCN-360C032-B](#) [FCN-367T-T012/H](#) [FCN-723D010/2](#) [80.063.4001.1](#) [800-90-001-10-001000](#) [800-90-010-10-002000](#) [801-43-002-10-013000](#)