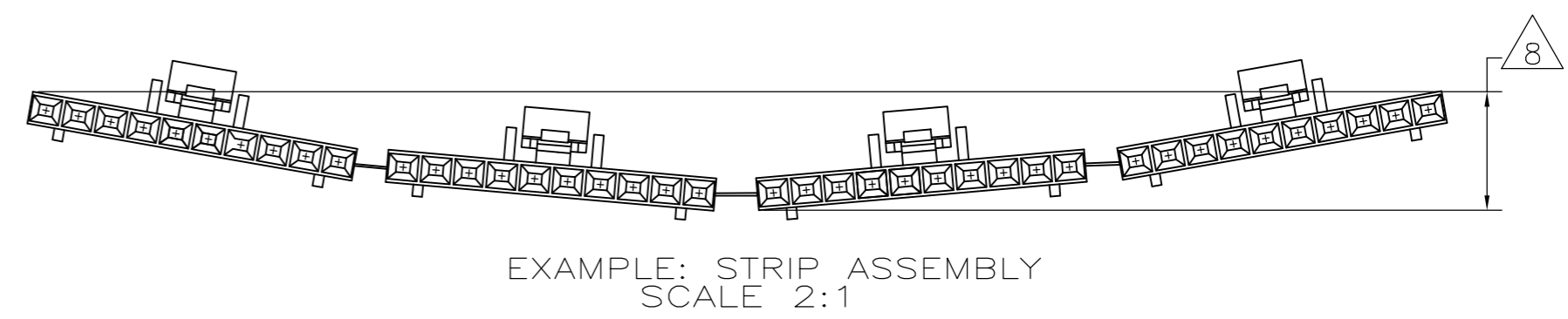
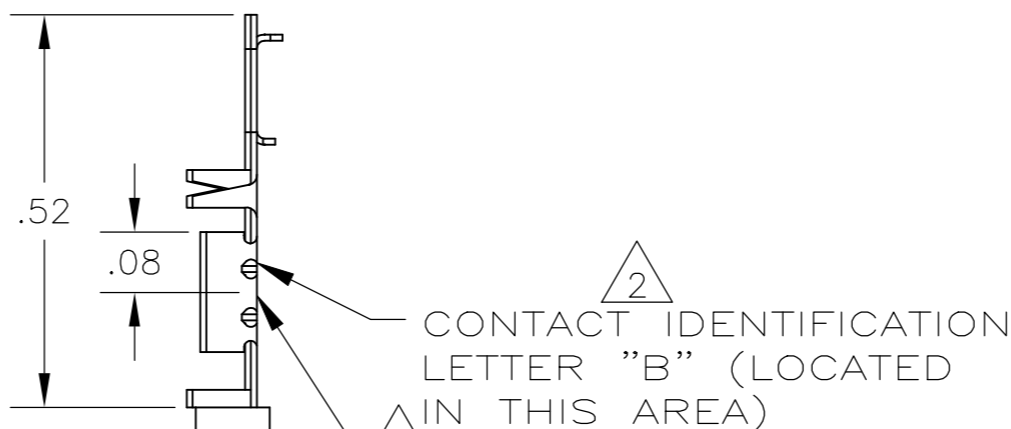
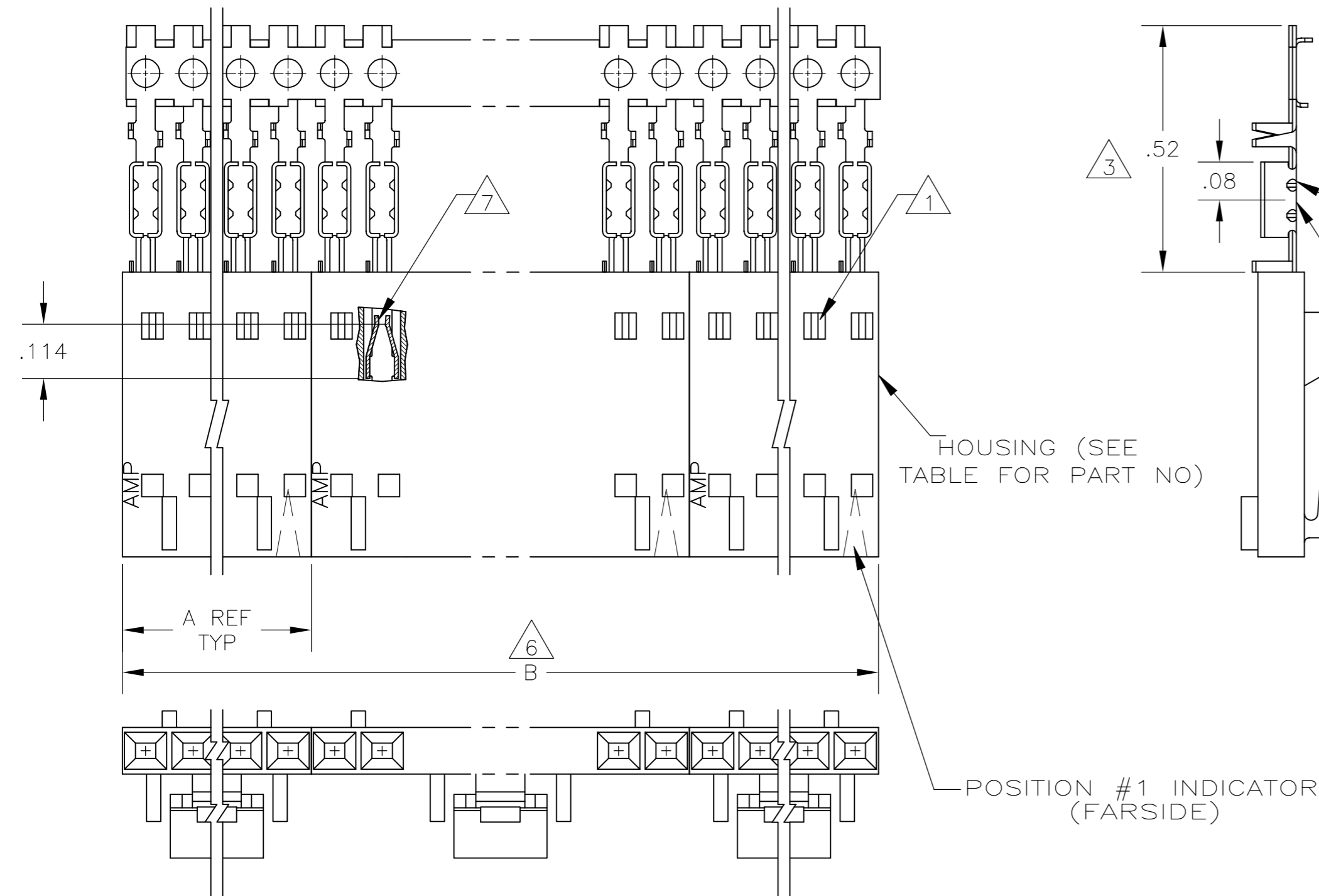


THIS DRAWING IS UNPUBLISHED. RELEASED FOR PUBLICATION
 © COPYRIGHT - REVISED PER ECO-11-004587 ALL RIGHTS RESERVED.

REVISIONS						
P	LTR	DESCRIPTION	DATE	DWN	APVD	
P1		REVISED PER ECO-11-004587	11MAR11	RK	HMR	
P2		REVISED PER ECO-18-005912	25APR2018	RS	MM	



12	2	2.40	1.198	1-104257-1	12	6-103956-1
12	2	2.20	1.098	1-104257-0	11	6-103956-0
12	2	2.00	.998	104257-9	10	5-103956-9
12	2	1.80	.898	104257-8	9	5-103956-8
12	2	1.60	.798	104257-7	8	5-103956-7
12	2	1.40	.698	104257-6	7	5-103956-6
12	4	2.39	.598	104257-5	6	5-103956-5
12	4	1.99	.498	104257-4	5	5-103956-4
12	5	1.99	.398	104257-3	4	5-103956-3
12	8	2.40	.298	104257-2	3	5-103956-2
12	10	2.00	.198	104257-1	2	5-103956-1
11	10	2	1.40	104257-6	7	1-103956-8
11	10	2	1.60	104257-7	8	1-103956-7
11	10	4	2.39	104257-5	6	1-103956-6
11	10	4	1.99	104257-4	5	1-103956-5
11	10	5	1.99	104257-3	4	1-103956-4
11	10	8	2.40	104257-2	3	1-103956-3
11	10	10	2.00	104257-1	2	1-103956-2
9	2	2.40	1.198	1-104257-1	12	1-103956-1
9	2	2.20	1.098	1-104257-0	11	1-103956-0
9	2	2.00	.998	104257-9	10	103956-9
9	2	1.80	.898	104257-8	9	103956-8
9	2	1.60	.798	104257-7	8	103956-7
9	2	1.40	.698	104257-6	7	103956-6
9	4	2.39	.598	104257-5	6	103956-5
9	4	1.99	.498	104257-4	5	103956-4
9	5	1.99	.398	104257-3	4	103956-3
9	8	2.40	.298	104257-2	3	103956-2
9	10	2.00	.198	104257-1	2	103956-1

PLATING	6	B	A	HOUSING PART NUMBER	NO OF POSN	ASSEMBLY PART NUMBER ON STRIP
THIS DRAWING IS A CONTROLLED DOCUMENT.						
DIMENSIONS: INCHES			TOLERANCES UNLESS OTHERWISE SPECIFIED:		DWN 11-4-86 L A MAYER	
0 PLC ± -			1 PLC ± -		CHK 11-12-86 P de Jong	
1 PLC ± .02			2 PLC ± .02		APVD 11-12-86 P de Jong	
2 PLC ± .005			3 PLC ± .005		NAME RCPT ASSY, AMPMODU MTE, SINGLE ROW, .100 C/L, LATCHED & POLARIZED, FOR #22-#26 AWG WIRE SIZE, STRIP FORM	
3 PLC ± -			4 PLC ± -		PRODUCT SPEC 108-25034	
4 PLC ± -			ANGLES ± -		APPLICATION SPEC 114-25026	
MATERIAL HOUSING: SEE TABLE			WEIGHT		SIZE A2 CAGE CODE 00779 DRAWING NO C=103956	
CUSTOMER DRAWING				SCALE 4:1		SHEET 1 of 1
				REV P2		

- 1 CONTACTS ARE LATCHED INTO THE PRELOAD WINDOWS.
- 2 USE WITH #22-#26 AWG WIRE SIZE, .054/.030 INSULATION DIAMETER, .015 MAXIMUM INSULATION THICKNESS.
- 3 THE DIMENSION APPLIES WITH THE FORWARD PRELOAD STOP IN CONTACT WITH THE HOUSING SURFACE.
- 4 POINT OF MEASUREMENT FOR PLATING THICKNESS.
- 5 FOR INDIVIDUAL ASSEMBLIES SEE PART NUMBER 103645.
- 6 ASSEMBLIES ARE JOINED BY THE CARRIER STRIP. ORDER QUANTITY REFLECTS TOTAL NUMBER OF INDIVIDUAL ASSEMBLIES REQUIRED. SEE TABLE FOR NUMBER OF ASSEMBLIES PER STRIP.
- 7 POINT OF MEASUREMENT FOR PLATING THICKNESS (INSIDE BEAMS)
- 8 MAXIMUM ALLOWABLE BOW OF ASSEMBLY NOT TO EXCEED .055.
- 9 .000100-.000200 BRIGHT TIN-LEAD OVER .000050 NICKEL.
- 10 .000100-.000200 BRIGHT TIN OVER .000050 NICKEL.
- 11 PRELIMINARY PART - NOT RELEASED FOR PRODUCTION.
- 12 .000100-.000200 MATTE TIN OVER .000050 NICKEL.

X-ON Electronics

Largest Supplier of Electrical and Electronic Components

Click to view similar products for [Headers & Wire Housings](#) category:

Click to view products by [TE Connectivity](#) manufacturer:

Other Similar products are found below :

[892-18-020-10-001101](#) [58102-G61-06LF](#) [582553-1](#) [0009485154](#) [009176003701906](#) [0050291907](#) [LY20-4P-DT1-P1E-BR](#) [02.125.8002.8](#)
[609-3404](#) [61062-3](#) [61082-181009](#) [622-3653LF](#) [63453-116](#) [636-1030](#) [636-1427](#) [636-3427](#) [636-4007](#) [641938-9](#) [641991-4](#) [644827-2](#) [65817-](#)
[010LF](#) [65817-015LF](#) [65863-015LF](#) [66207-023LF](#) [67095-007LF](#) [67601157](#) [68645-018](#) [68648-049](#) [70.362.1628.0](#) [70-4210](#) [70-4226B](#) [70-](#)
[4853B](#) [707-5020](#) [707-5028](#) [71.350.2428.0](#) [71918-208LF](#) [71961-016LF](#) [733-134](#) [733-162](#) [754199-000](#) [760-3052](#) [79531-3000](#) [FCN-](#)
[360C032-B](#) [FCN-367T-T012/H](#) [FCN-723D010/2](#) [80.063.4001.1](#) [800-90-010-10-002000](#) [801-43-002-10-013000](#) [801-43-006-10-002000](#)
[801-93-011-10-001000](#)