THIS DRAWING IS UNPUBLISHED. RELEASED FOR PUBLICATION -,- .
© COPYRIGHT - By - ALL RIGHTS RESERVED.

LOC	DIST
AD	00

REVISIONS

P	LTR	DESCRIPTION	DATE	DWN	APVD
	P1	REVISED PER ECO-11-004587	11MAR11	RK	HMR

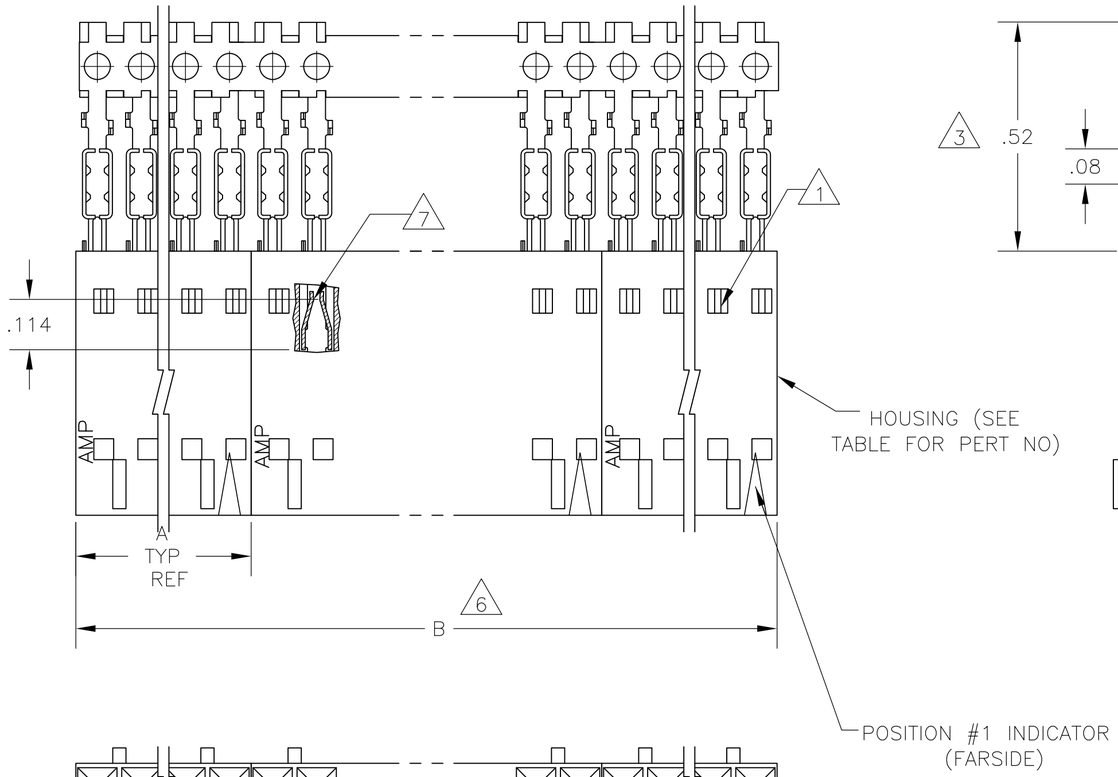

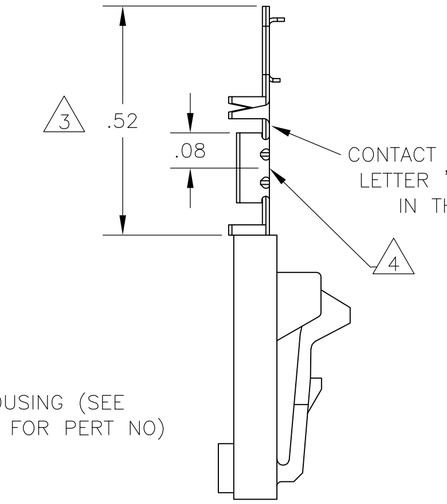

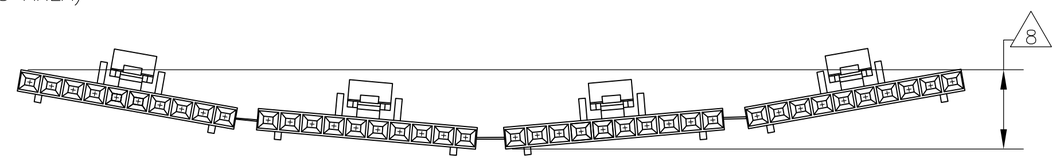

EXMPLE: STRIP ASSEMBLY
SCALE 2:1

12	2	2.40	1.198	1-104257-1	12	6-103958-1
12	2	2.20	1.098	1-104257-0	11	6-103958-0
12	2	2.00	.998	104257-9	10	5-103958-9
12	2	1.80	.898	104257-8	9	5-103958-8
12	2	1.60	.798	104257-7	8	5-103958-7
12	2	1.40	.698	104257-6	7	5-103958-6
12	4	2.39	.598	104257-5	6	5-103958-5
12	4	1.99	.498	104257-4	5	5-103958-4
12	5	1.99	.398	104257-3	4	5-103958-3
12	8	2.40	.298	104257-2	3	5-103958-2
12	10	2.00	.198	104257-1	2	5-103958-1
10	2	1.60	.798	104257-7	8	1-103958-6
10	4	1.99	.498	104257-4	5	1-103958-5
10	5	1.99	.398	104257-3	4	1-103958-4
10	8	2.40	.298	104257-2	3	1-103958-3
10	10	2.00	.198	104257-1	2	1-103958-2
9	2	2.40	1.198	1-104257-1	12	1-103958-1
9	2	2.20	1.098	1-104257-0	11	1-103958-0
9	2	2.00	.998	104257-9	10	103958-9
9	2	1.80	.898	104257-8	9	103958-8
9	2	1.60	.798	104257-7	8	103958-7
9	2	1.40	.698	104257-6	7	103958-6
9	4	2.39	.598	104257-5	6	103958-5
9	4	1.99	.498	104257-4	5	103958-4
9	5	1.99	.398	104257-3	4	103958-3
9	8	2.40	.298	104257-2	3	103958-2
9	10	2.00	.198	104257-1	2	103958-1
PLATING	6	B	A	HOUSING PART NUMBER	NO OF POSN	ASSEMBLY PART NUMBER ON STRIP

103958

1. CONTACTS ARE LATCHED INTO THE PRELOAD WINDOWS
2. USE WITH #22-#26 AWG WIRE SIZE, .054/.030 INSULATION DIAMETER, .015 MAXIMUM INSULATION THICKNESS
3. THE DIMENSION APPLIES WITH THE FORWARD PRELOAD STOP IN CONTACT WITH THE HOUSING SURFACE
4. POINT OF MEASUREMENT FOR PLATING THICKNESS
5. FOR INDIVIDUAL ASSEMBLIES SEE PART NUMBER 103734
6. ASSEMBLIES ARE JOINED BY THE CARRIER STRIP. ORDER QUANTITY REFLECTS TOTAL NUMBER OF INDIVIDUAL ASSEMBLIES REQUIRED. SEE TABLE FOR NUMBER OF ASSEMBLIES PER STRIP.
7. POINT OF MEASUREMENT FOR PLATING THICKNESS (INSIDE BEAMS)
8. MAXIMUM ALLOWABLE BOW OF ASSEMBLY NOT TO EXCEED.055.
9. .000030 GOLD IN THE CONTACT AREA. .000050-.000100 BRIGHT TIN-LEAD ON THE TERMINATION AREA, ALL OVER .000050 NICKEL.
10. .000030 GOLD IN THE CONTACT AREA. .000050-.000100 BRIGHT TIN ON THE TERMINATION AREA, ALL OVER .000050 NICKEL.
11. PRELIMINARY PART - NOT RELEASED FOR PRODUCTION.
12. .000030 GOLD IN THE CONTACT AREA, .000050 -.000100 MATTE TIN ON THE TERMINATION AREA, ALL OVER .000050 NICKEL

THIS DRAWING IS A CONTROLLED DOCUMENT.

DIMENSIONS: INCHES

TOLERANCES UNLESS OTHERWISE SPECIFIED:
0 PLC ± -
1 PLC ± -
2 PLC ± .02
3 PLC ± .005
4 PLC ± -
ANGLES ± -

MATERIAL
HOUSING:

FINISH
SEE TABLE

DWN L A MAYER 11-4-86
CHK P de Jong 11-12-86
APVD P de Jong 11-12-86
PRODUCT SPEC 108-25034
APPLICATION SPEC 114-25026
WEIGHT -

TE Connectivity

NAME
RCPT ASSY, AMPMODU MTE, SINGLE ROW, .100 C/L, LATCHED & POLARIZED, FOR NO 22-NO 26 AWG WIRE SIZE, STRIP FORM

SIZE	CAGE CODE	DRAWING NO	RESTRICTED TO
A2	00779	C-103958	-

CUSTOMER DRAWING | SCALE 4:1 | SHEET 1 OF 1 | REV P1

1471-9 (3/11)

X-ON Electronics

Largest Supplier of Electrical and Electronic Components

Click to view similar products for Headers & Wire Housings ***category:***

Click to view products by TE Connectivity ***manufacturer:***

Other Similar products are found below :

892-18-020-10-001101 58102-G61-06LF 582553-1 0009485154 009176003701906 0050291907 LY20-4P-DT1-P1E-BR 02.125.8002.8 609-3404 61062-3 61082-181009 622-3653LF 63453-116 636-1030 636-1427 636-3427 636-4007 641938-9 641991-4 644827-2 65817-010LF 65817-015LF 65863-015LF 66207-023LF 67095-007LF 67601157 68645-018 68648-049 70.362.1628.0 70-4210 70-4226B 70-4853B 707-5020 707-5028 71.350.2428.0 71918-208LF 71961-016LF 733-134 733-162 754199-000 760-3052 787-8014-00 79531-3000 FCN-360C032-B FCN-367T-T012/H FCN-723D010/2 80.063.4001.1 800-90-001-10-001000 800-90-010-10-002000 801-43-002-10-013000