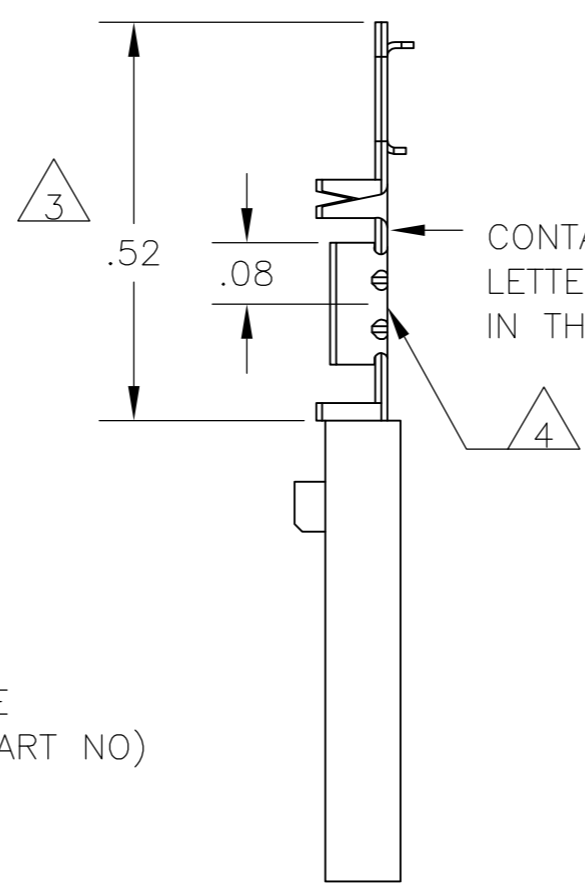
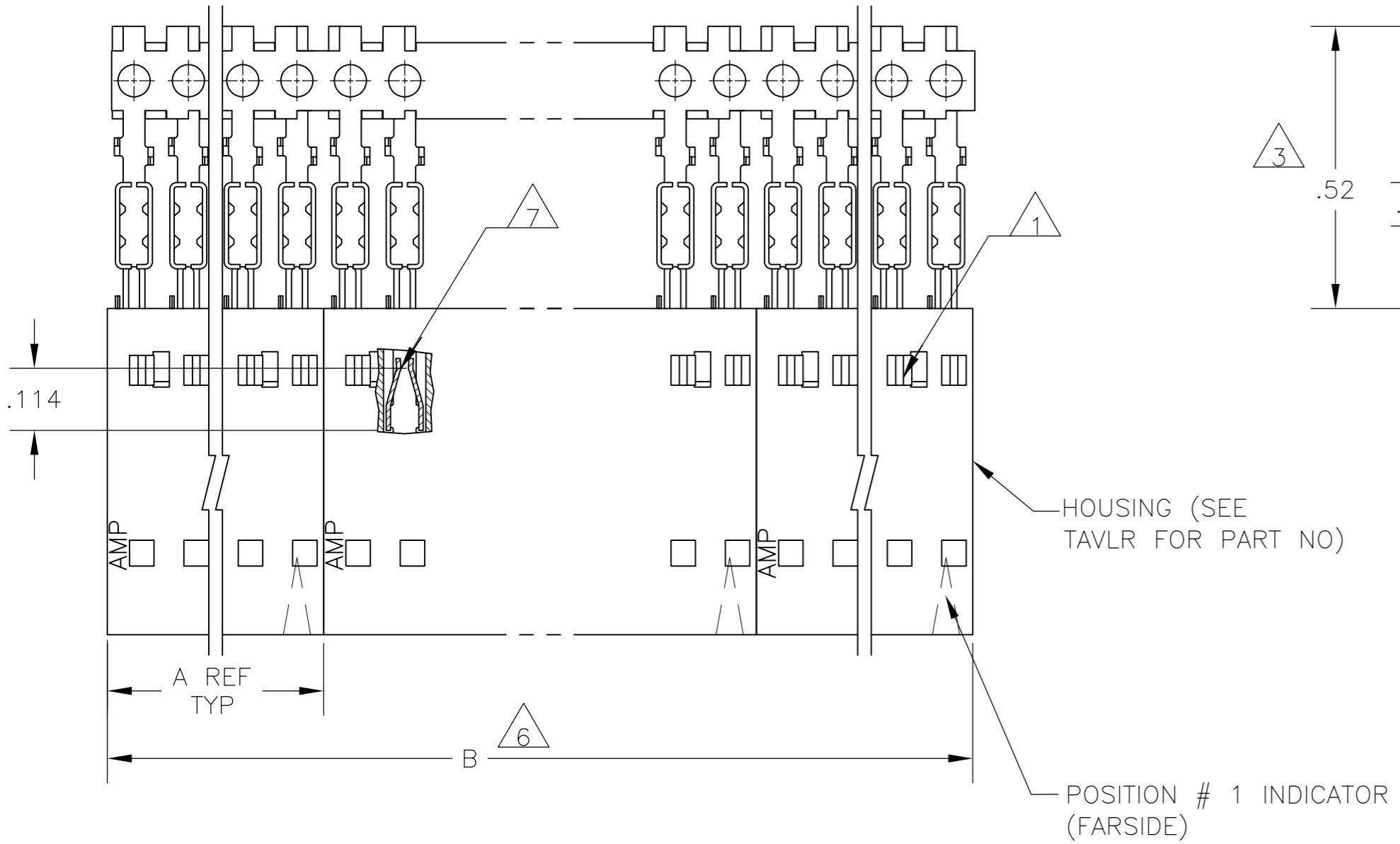
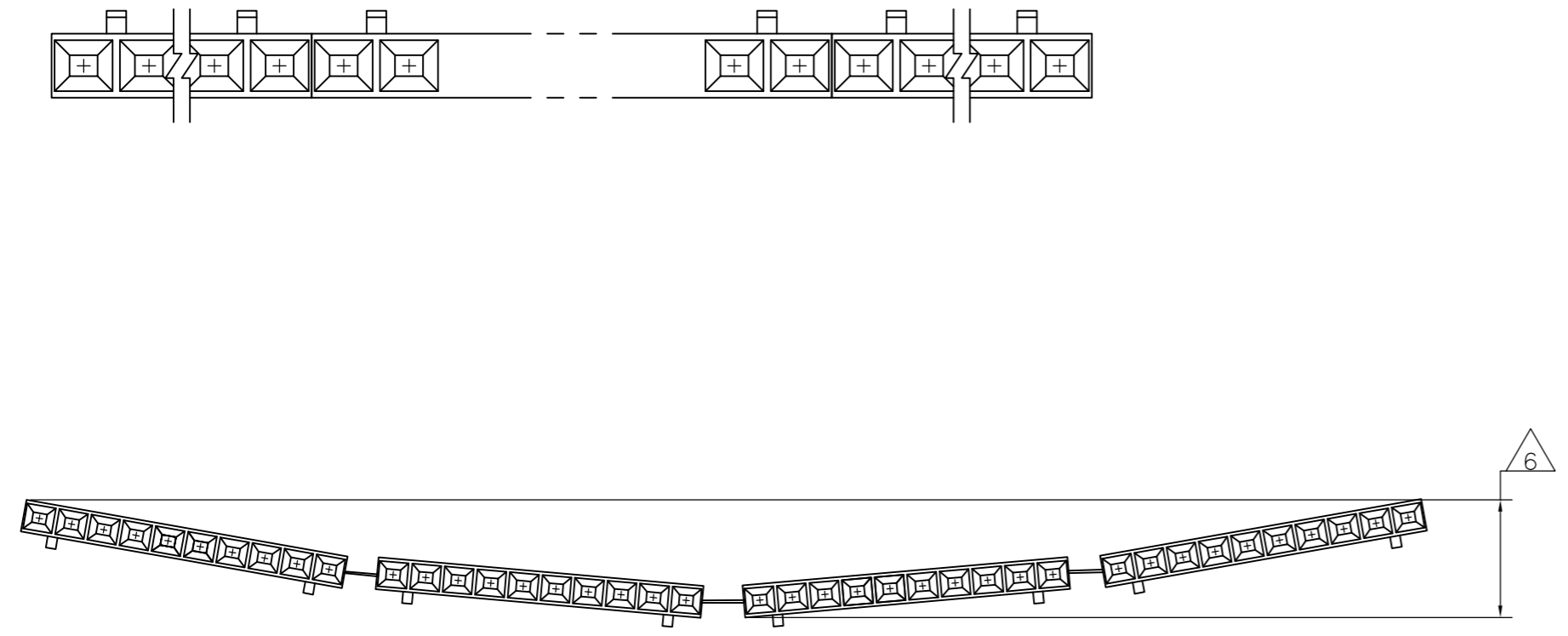


LOC	DIST	REVISIONS			
P	LTR	DESCRIPTION	DATE	DWN	APVD
J		EC 0G3C 0759 04	01FEB05	BSV	JLG
J1		REVISED PER ECO-09-020689	02SEP09	KK	AEG



- 1 CONTACTS ARE LATCHED INTO THE PRELOAD WINDOWS
- 2 USE WITH #26-#30 AWG WIRE SIZE, .054/.030 INSULATION DIAMETER, .015 MAXIMUM INSULATION THICKNESS
- 3 THE DIMENSION APPLIES WITH THE FORWARD PRELOAD STOP IN CONTACT WITH THE HOUSING SURFACE
- 4 POINT OF MEASUREMENT FOR PLATING THICKNESS
- 5 FOR INDIVIDUAL ASSEMBLIES SEE PART NUMBER 103649
- 6 ASSEMBLIES ARE JOINED BY THE CARRIER STRIP. ORDER QUANTITY REFLECTS TOTAL NUMBER OF INDIVIDUAL ASSEMBLIES REQUIRED. SEE TABLE FOR NUMBER OF ASSEMBLIES PER STRIP.
- 7 POINT OF MEASUREMENT FOR PLATING THICKNESS (INSIDE BEAMS)
- 8 MAXIMUM ALLOWABLE BOW OF ASSEMBLY NOT TO EXCEED .055.
- 9 CONTACTS: .000015 GOLD IN THE CONTACT AREA, .000050-.000100 BRIGHT TIN-LEAD ON THE TERMINATION AREA, ALL OVER .000050 NICKEL
- 10 CONTACTS: .000015 GOLD IN THE CONTACT AREA, .000050-.000100 MATTE TIN ON THE TERMINATION AREA, ALL OVER .000050 NICKEL
- 11 OBSOLETE PARTS: OBSOLETE CIS STREAMLINING PER D.RENAUD/D.SINISI

11	OBSOLETE	10	2	2.40	1.198	1-103648-1	12	6-103972-1
11	OBSOLETE	10	2	2.20	1.098	1-103648-0	11	6-103972-0
11	OBSOLETE	10	2	2.00	.998	103648-9	10	5-103972-9
11	OBSOLETE	10	2	1.80	.898	103648-8	9	5-103972-8
11	OBSOLETE	10	2	1.60	.798	103648-7	8	5-103972-7
11	OBSOLETE	10	2	1.40	.698	103648-6	7	5-103972-6
11	OBSOLETE	10	4	2.39	.598	103648-5	6	5-103972-5
		10	4	1.99	.498	103648-4	5	5-103972-4
		10	5	1.99	.398	103648-3	4	5-103972-3
		10	8	2.40	.298	103648-2	3	5-103972-2
		10	10	2.00	.198	103648-1	2	5-103972-1
11	OBSOLETE	9	2	2.40	1.198	1-103648-1	12	1-103972-1
11	OBSOLETE	9	2	2.20	1.098	1-103648-0	11	1-103972-0
11	OBSOLETE	9	2	2.00	.998	103648-9	10	103972-9
11	OBSOLETE	9	2	1.80	.898	103648-8	9	103972-8
11	OBSOLETE	9	2	1.60	.798	103648-7	8	103972-7
11	OBSOLETE	9	2	1.40	.698	103648-6	7	103972-6
11	OBSOLETE	9	4	2.39	.598	103648-5	6	103972-5
		9	4	1.99	.498	103648-4	5	103972-4
		9	5	1.99	.398	103648-3	4	103972-3
		9	8	2.40	.298	103648-2	3	103972-2
		9	10	2.00	.198	103648-1	2	103972-1
PLATING		6	B	A		HOUSING PART NUMBER	NO OF POSN	ASSEMBLY PART NUMBER ON STRIP



EXAMPLE: STRIP ASSEMBLY
SCALE 2:1

THIS DRAWING IS A CONTROLLED DOCUMENT.

DWN L. MAYER 05 NOV 1986
 CHK P.C.DEJONG 12-11-86
 APVD 13-11-86

TOLERANCES UNLESS OTHERWISE SPECIFIED:
 0 PLC ± -
 1 PLC ± -
 2 PLC ± .02
 3 PLC ± .005
 4 PLC ± -
 ANGLES ± -
 FINISH SEE TABLE

HOUSING: FLAME RETARDANT THERMOPLASTIC, COLOR:BLACK, CONTACTS: PHOS BRONZE

NAME RCPT ASSY, AMPMODU MTE, SINGLE ROW, .100 CL, WITH GUIDE RIBS, FOR #26-#30 AWG WIRE SIZE, STRIP FORM

SIZE A2 CAGE CODE 00779 DRAWING NO C=103972 RESTRICTED TO -

WEIGHT -

CUSTOMER DRAWING SCALE 4:1 SHEET 1 OF 1 REV J1

Tyco Electronics Corporation Harrisburg, Pa 17105-3608

X-ON Electronics

Largest Supplier of Electrical and Electronic Components

Click to view similar products for [Headers & Wire Housings](#) category:

Click to view products by [TE Connectivity](#) manufacturer:

Other Similar products are found below :

[892-18-020-10-001101](#) [58102-G61-06LF](#) [582553-1](#) [0009485154](#) [009176003701906](#) [0050291907](#) [LY20-4P-DT1-P1E-BR](#) [02.125.8002.8](#)
[609-3404](#) [61062-3](#) [61082-181009](#) [622-3653LF](#) [63453-116](#) [636-1030](#) [636-1427](#) [636-3427](#) [636-4007](#) [641938-9](#) [641991-4](#) [644827-2](#) [65817-010LF](#) [65817-015LF](#) [65863-015LF](#) [66207-023LF](#) [67095-007LF](#) [67601157](#) [68645-018](#) [68648-049](#) [70.362.1628.0](#) [70-4210](#) [70-4226B](#) [70-4853B](#) [707-5020](#) [707-5028](#) [71.350.2428.0](#) [71918-208LF](#) [71961-016LF](#) [733-134](#) [733-162](#) [754199-000](#) [760-3052](#) [787-8014-00](#) [79531-3000](#)
[FCN-360C032-B](#) [FCN-367T-T012/H](#) [FCN-723D010/2](#) [80.063.4001.1](#) [800-90-001-10-001000](#) [800-90-010-10-002000](#) [801-43-002-10-013000](#)