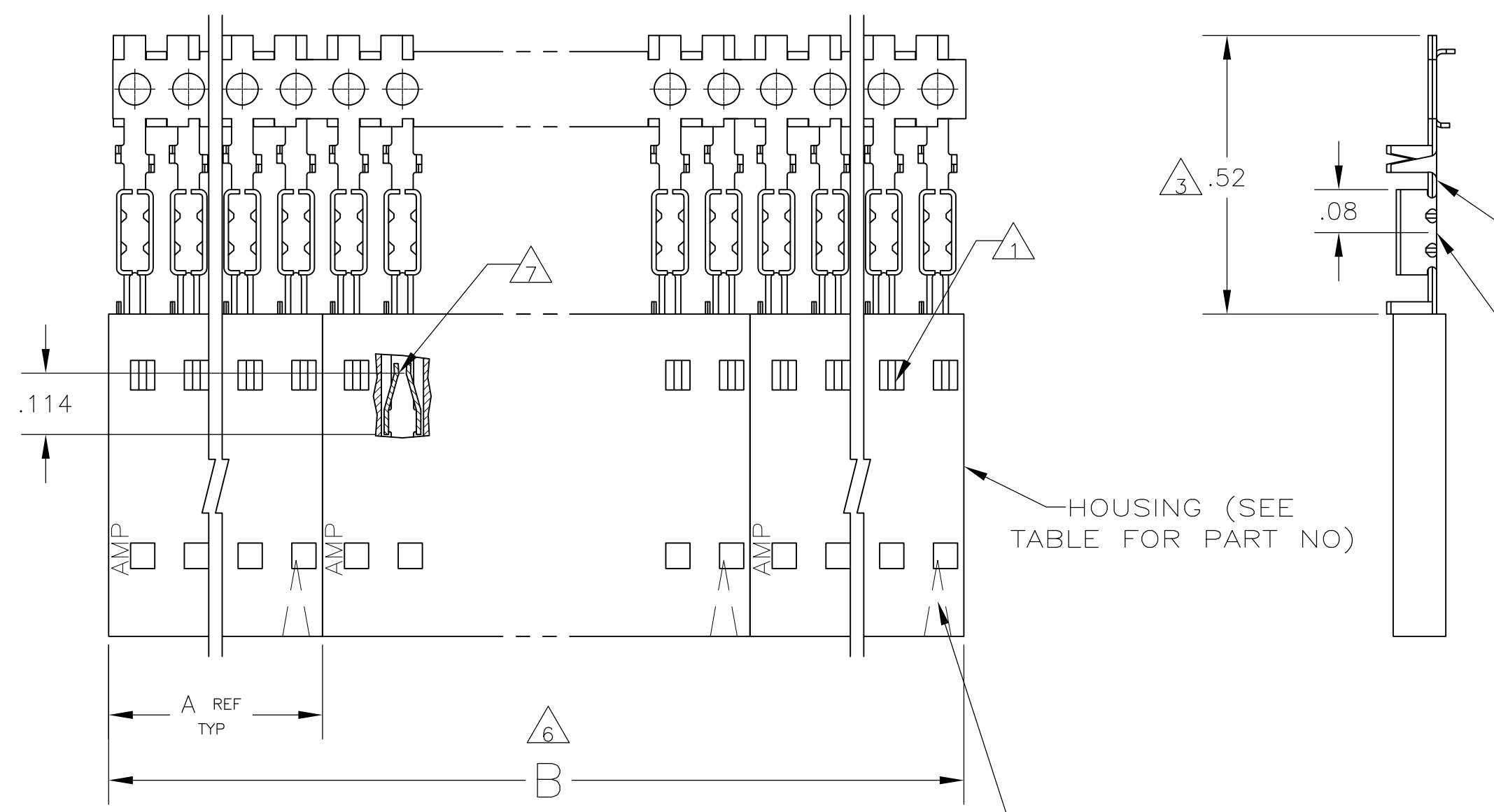


THIS DRAWING IS UNPUBLISHED. RELEASED FOR PUBLICATION
 © COPYRIGHT - By - ALL RIGHTS RESERVED.

LOC		DIST		REVISIONS			
P	LTR	DESCRIPTION		DATE	DWN	APVD	
AD	00	K2	REVISED PER ECO-11-004587	11MAR11	RK	HMR	

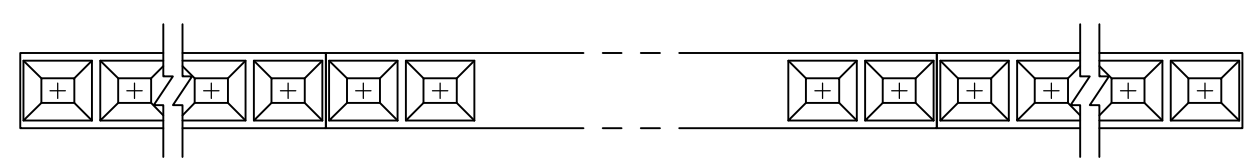


CONTACT IDENTIFICATION LETTER "B" (LOCATED IN THIS AREA)

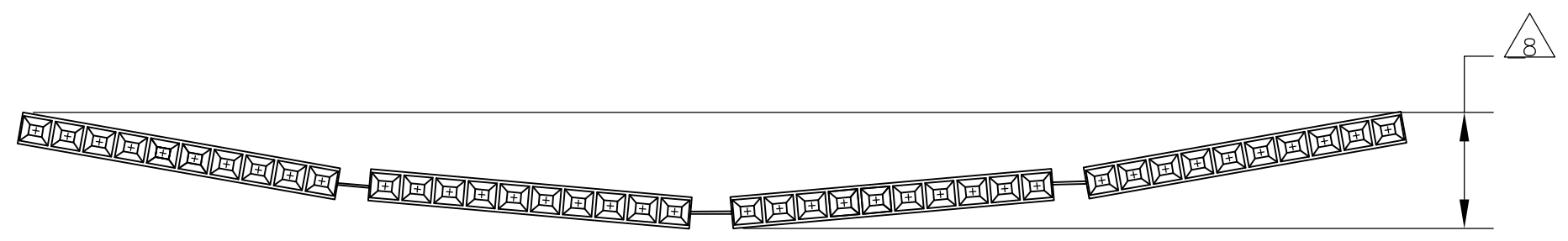
HOUSING (SEE TABLE FOR PART NO)

POSITION #1 INDICATOR (FARSIDE)

- 1 CONTACTS ARE LATCHED INTO THE PRELOAD WINDOWS
- 2 USE WITH #22-#26 AWG WIRE SIZE, .054/.030 INSULATION DIAMETER, .015 MAXIMUM INSULATION THICKNESS
- 3 THE DIMENSION APPLIES WITH THE FORWARD PRELOAD STOP IN CONTACT WITH THE HOUSING SURFACE
- 4 POINT OF MEASUREMENT FOR PLATING THICKNESS
- 5 FOR INDIVIDUAL ASSEMBLIES SEE PART NUMBER 103902
- 6 ASSEMBLIES ARE JOINED BY THE CARRIER STRIP. ORDER QUANTITY REFLECTS TOTAL NUMBER OF INDIVIDUAL ASSEMBLIES REQUIRED. SEE TABLE FOR NUMBER OF ASSEMBLIES PER STRIP.
- 7 POINT OF MEASUREMENT FOR PLATING THICKNESS (INSIDE BEAMS)
- 8 MAXIMUM ALLOWABLE BOW OF ASSEMBLY NOT TO EXCEED .055.
- 9 FINISH: CONTACTS: .000030 GOLD IN THE CONTACT AREA, .000050-.000100 BRIGHT TIN-LEAD ON THE TERMINATION AREA, ALL OVER .000050 NICKEL
- 10 FINISH: CONTACTS: .000030 GOLD IN THE CONTACT AREA, .000050-.000100 MATTE TIN ON THE TERMINATION AREA, ALL OVER .000050 NICKEL
- 11 OBSOLETE PARTS: OBSOLETE CIS STREAMLINING PER D.RENAUD/D.SINISI



PLATING	6	B	A	HOUSING PART NUMBER	NO OF POSN	ASSEMBLY PART NUMBER ON STRIP
11 OBSOLETE	10	2	2.40	1-103688-1	12	6-103976-1
11 OBSOLETE	10	2	2.20	1-103688-0	11	6-103976-0
	10	2	2.00	103688-9	10	5-103976-9
	10	2	1.80	103688-8	9	5-103976-8
	10	2	1.60	103688-7	8	5-103976-7
	10	4	2.39	103688-6	7	5-103976-6
	10	4	1.99	103688-4	5	5-103976-4
	10	5	1.99	103688-3	4	5-103976-3
	10	8	2.40	103688-2	3	5-103976-2
	10	10	2.00	103688-1	2	5-103976-1
11 OBSOLETE	9	2	2.40	1-103688-1	12	1-103976-1
11 OBSOLETE	9	2	2.20	1-103688-0	11	1-103976-0
	9	2	2.00	103688-9	10	103976-9
	9	2	1.80	103688-8	9	103976-8
	9	2	1.60	103688-7	8	103976-7
11 SUPERSEDED BY 5-103976-6	9	2	1.40	103688-6	7	103976-6
	9	4	2.39	103688-5	6	103976-5
	9	4	1.99	103688-4	5	103976-4
	9	5	1.99	103688-3	4	103976-3
	9	8	2.40	103688-2	3	103976-2
	9	10	2.00	103688-1	2	103976-1



EXAMPLE: STRIP ASSEMBLY SCALE 2:1

THIS DRAWING IS A CONTROLLED DOCUMENT. DWN L.MAYER 05 NOV 86
 CHK P.C.DEJONG 12-11-86
 APVD P.C.DEJONG 12-11-86

STE TE Connectivity

RCPT ASSY, AMPMODU MTE, SINGLE ROW, .100 C/L, FOR NOS22-NOS26 AWG WIRE SIZE, STRIP FORM

SIZE CAGE CODE DRAWING NO RESTRICTED TO
 A2 00779 C=103976

SCALE 4:1 SHEET 1 of 1 REV K2

MATERIAL: HOUSING: FLAME RETARDANT THERMOPLASTIC, COLOR: BLACK CONTACTS: PHOS BRONZE
 DIMENSIONS: INCHES TOLERANCES UNLESS OTHERWISE SPECIFIED:
 0 PLC ± -
 1 PLC ± -
 2 PLC ± .02
 3 PLC ± .005
 4 PLC ± -
 ANGLES ± -
 FINISH SEE TABLE

PRODUCT SPEC 108-25034
 APPLICATION SPEC 114-25026
 WEIGHT -
 CUSTOMER DRAWING

X-ON Electronics

Largest Supplier of Electrical and Electronic Components

Click to view similar products for [Headers & Wire Housings](#) category:

Click to view products by [TE Connectivity](#) manufacturer:

Other Similar products are found below :

[892-18-020-10-001101](#) [58102-G61-06LF](#) [582553-1](#) [0009485154](#) [009176003701906](#) [0050291907](#) [LY20-4P-DT1-P1E-BR](#) [02.125.8002.8](#)
[609-3404](#) [61062-3](#) [61082-181009](#) [622-3653LF](#) [63453-116](#) [636-1030](#) [636-1427](#) [636-3427](#) [636-4007](#) [641938-9](#) [641991-4](#) [644827-2](#) [65817-](#)
[010LF](#) [65817-015LF](#) [65863-015LF](#) [66207-023LF](#) [67095-007LF](#) [67601157](#) [68645-018](#) [68648-049](#) [70.362.1628.0](#) [70-4210](#) [70-4226B](#) [70-](#)
[4853B](#) [707-5020](#) [707-5028](#) [71.350.2428.0](#) [71918-208LF](#) [71961-016LF](#) [733-134](#) [733-162](#) [754199-000](#) [760-3052](#) [787-8014-00](#) [79531-3000](#)
[FCN-360C032-B](#) [FCN-367T-T012/H](#) [FCN-723D010/2](#) [80.063.4001.1](#) [800-90-001-10-001000](#) [800-90-010-10-002000](#) [801-43-002-10-013000](#)