

5-1393808-0 ✓ ACTIVE

Axicom | Axicom Cradle Relay N

TE Internal #: 5-1393808-0

Axicom Cradle Relay N, Signal Relays, 150VDC Contact Voltage Rating, 125VAC Contact Voltage Rating, 654mW Signal Relay Coil Power Rating (DC)

[View on TE.com >](#)



Relays, Contactors & Switches > Relays > Signal Relays > Signal Relays: 5 amp, Monostable DC



Contact Voltage Rating: **125 VAC**

Signal Relay Coil Power Rating (DC): **654 mW**

Signal Relay Mounting Type: **Screw Mount, Socket**

Signal Relay Terminal Type: **Plug-In, Solder**

[All Signal Relays: 5 amp, Monostable DC \(138\)](#)

## Features

### Product Type Features

Relay Type	Cradle N Relay V23154/V23162
Relay Style	Cradle N Relay
Product Type	Relay

### Electrical Characteristics

Coil Power Rating Class	600 – 800 mW
Actuating System	AC/DC
Input Voltage	150 VDC
Insulation Initial Dielectric Between Open Contacts	500 Vrms
Contact Limiting Short-Time Current	2 A
Insulation Initial Dielectric Between Contacts and Coil	1000 Vrms
Insulation Initial Dielectric Between Coil/Contact Class	500 – 1000 V
Insulation Initial Dielectric Between Adjacent Contacts	500 Vrms
Power Consumption	800 mW
Contact Limiting Making Current	2 A
Coil Resistance	220 $\Omega$
Contact Limiting Continuous Current	2 A
Coil Type	Monostable
Contact Limiting Breaking Current	2 A



Contact Voltage Rating	125 VAC
Signal Relay Coil Power Rating (DC)	654 mW
Signal Relay Coil Voltage Rating	12 VDC
Signal Relay Contact Switching Voltage (Max)	125 VAC
Signal Relay Coil Magnetic System	Monostable, DC

### Body Features

Weight	25 g[.883 oz]
--------	---------------

### Contact Features

Contact Plating Material	Gold
Contact Current Class	0 – 2 A
Contact Special Features	Single Contact
Signal Relay Terminal Type	Plug-In, Solder
Signal Relay Contact Current Rating	2 A
Signal Relay Contact Arrangement	6 Form C (CO)
Contact Material	Nickel
Contact Number of Poles	6

### Termination Features

Termination Type	Plug-In/Solder
------------------	----------------

### Mechanical Attachment

Signal Relay Mounting Type	Screw Mount, Socket
----------------------------	---------------------

### Dimensions

Width Class (Mechanical)	16 – 20 mm
Width	19 mm[.748 in]
Height	30 mm[1.181 in]
Length Class (Mechanical)	25 – 30 mm
Height Class (Mechanical)	25 – 30 mm
Length	30 mm[1.181 in]
Dimensions (L x W x H) (Approximate)	19 x 30 x 30 mm[.748 x 1.181 x 1.181 in]

### Usage Conditions

Environmental Ambient Temperature (Max)	70 °C[158 °F]
Environmental Ambient Temperature Class	50 – 70°C
Operating Temperature Range	-40 – 70 °C



### Operation/Application

Performance Type	Standard
------------------	----------

### Packaging Features

Packaging Method	Box & Carton
------------------	--------------

### Other

Additional Features	Earth Terminal, Silver-Plated Terminals
---------------------	---

### Product Compliance

[For compliance documentation, visit the product page on TE.com>](#)

EU RoHS Directive 2011/65/EU	Compliant
EU ELV Directive 2000/53/EC	Compliant
China RoHS 2 Directive MIIT Order No 32, 2016	No Restricted Materials Above Threshold
EU REACH Regulation (EC) No. 1907/2006	Current ECHA Candidate List: JUL 2021 (219) Candidate List Declared Against: JUL 2021 (219) Does not contain REACH SVHC
Halogen Content	Low Halogen - Br, Cl, F, I < 900 ppm per homogenous material. Also BFR/CFR/PVC Free
Solder Process Capability	Wave solder capable to 265°C


#### Product Compliance Disclaimer

This information is provided based on reasonable inquiry of our suppliers and represents our current actual knowledge based on the information they provided. This information is subject to change. The part numbers that TE has identified as EU RoHS compliant have a maximum concentration of 0.1% by weight in homogenous materials for lead, hexavalent chromium, mercury, PBB, PBDE, DBP, BBP, DEHP, DIBP, and 0.01% for cadmium, or qualify for an exemption to these limits as defined in the Annexes of Directive 2011/65/EU (RoHS2). Finished electrical and electronic equipment products will be CE marked as required by Directive 2011/65/EU. Components may not be CE marked. Additionally, the part numbers that TE has identified as EU ELV compliant have a maximum concentration of 0.1% by weight in homogenous materials for lead, hexavalent chromium, and mercury, and 0.01% for cadmium, or qualify for an exemption to these limits as defined in the Annexes of Directive 2000/53/EC (ELV). Regarding the REACH Regulation, the information TE provides on SVHC in articles for this part number is based on the latest European Chemicals Agency (ECHA) 'Guidance on requirements for substances in articles' posted at this URL: <https://echa.europa.eu/guidance-documents/guidance-on-reach>




### Compatible Parts



## Also in the Series | Axicom Cradle Relay N



## Customers Also Bought





## Documents

### CAD Files

#### 3D PDF

3D

#### Customer View Model

[ENG\\_CVM\\_CVM\\_5-1393808-0\\_A.2d\\_dxf.zip](#)

English

#### Customer View Model

[ENG\\_CVM\\_CVM\\_5-1393808-0\\_A.3d\\_igs.zip](#)

English

#### Customer View Model

[ENG\\_CVM\\_CVM\\_5-1393808-0\\_A.3d\\_stp.zip](#)

English

By downloading the CAD file I accept and agree to the [Terms and Conditions](#) of use.

### Datasheets & Catalog Pages

#### Industrial Relays Quick Reference Guide

English

#### Industrial Relays Quick Reference Guide

Japanese

#### Industrial Relays Quick Reference Guide

### Product Specifications

#### Definitions, Handling, Processing, Testing and Use of Relays

English

#### Product Specification

English

## X-ON Electronics

Largest Supplier of Electrical and Electronic Components

*Click to view similar products for [Low Signal Relays - PCB category](#):*

*Click to view products by [TE Connectivity manufacturer](#):*

Other Similar products are found below :

[LZN4-US-DC12](#) [LZNQ4-US-DC24](#) [LZNQ4-US-DC48](#) [6-1393813-4](#) [6-1462039-0](#) [6-1617347-5](#) [6-1617353-3](#) [6-1617529-6](#) [M39016/20-054M](#) [M39016/27-030M](#) [67RPCX-3](#) [MAHC-5494](#) [D3493L](#) [7-1393809-0](#) [7-1393813-3](#) [741B8](#) [7556072001](#) [MF-11AM-24](#) [MF1201N12](#) [MF-17A-24](#) [FBR244D012/02CP](#) [FBR244D024/02CS](#) [80.010.4522.1](#) [FL-4036](#) [FLH-11D-6](#) [831A7](#) [MMS124](#) [FTR-B4GA006Z](#) [FW1102S06](#) [FW1201S39](#) [FW1210S02](#) [FW1521S01](#) [FW5A1201S14](#) [9-1393813-6](#) [9-1617582-5](#) [G6AK-2-H-DC5](#) [G6E-184P-ST-US-DC48](#) [G6G234CDC24](#) [A07A939BZ1-0388](#) [A150-0005](#) [PZ-2A2420](#) [HB1-DC6V](#) [HB1-DC9V](#) [R10-14A10-240](#) [R10-14D10-12](#) [R10-5A10-120F](#) [R10-E1L8-S200](#) [R10-E2468-1](#) [R10-E4Z2-V700](#) [R10-T1L2N-115V](#)