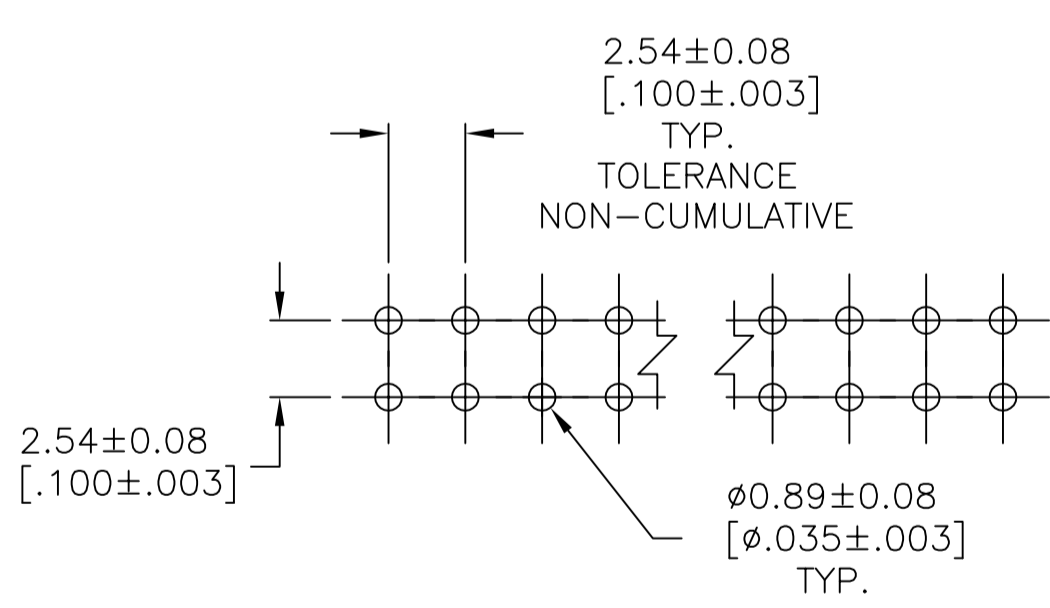
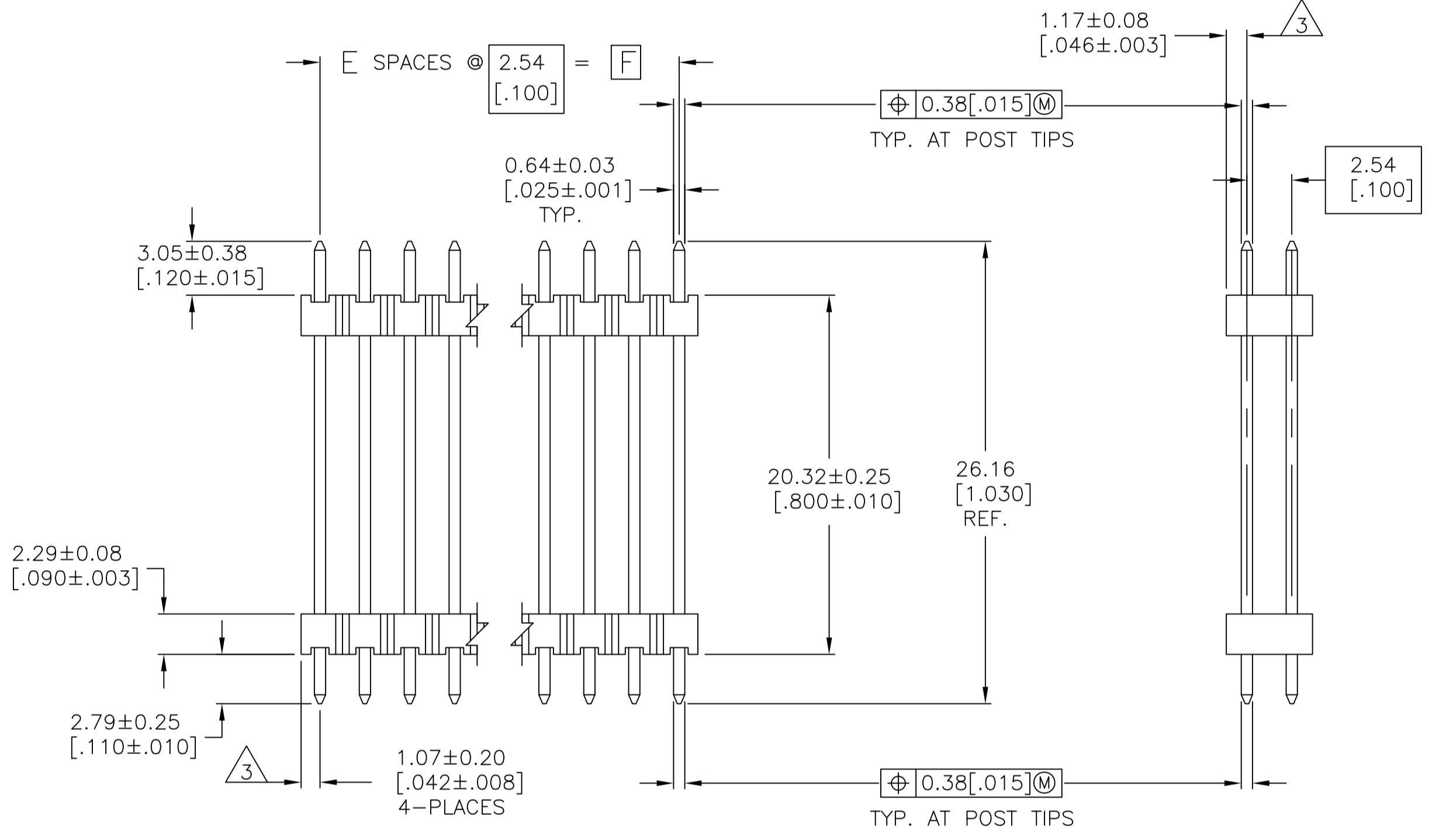
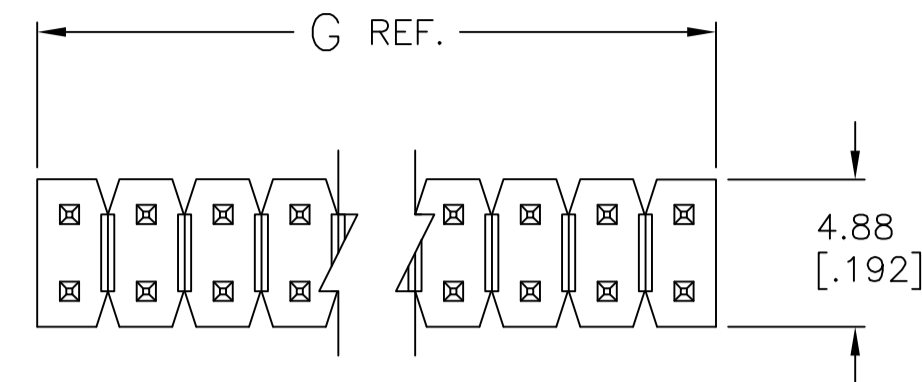


| REVISIONS | | | | | |
|-----------|-------------|---------------|-----------|-----|------|
| P | LTR | DESCRIPTION | DATE | OWN | APVD |
| B | REVISED PER | ECO-16-006300 | 06AUG2016 | NK | MM |
| C | REVISED PER | ECO-17-009777 | 06JUL2017 | RS | MM |



RECOMMENDED HOLE LAYOUT

- ASSEMBLY MAY BE BROKEN TO THE DESIRED NUMBER OF POSITIONS
- TRUE POSITION TOLERANCE OF THE POST TIPS APPLIES WHEN THE HEADER IS HELD FLAT AGAINST THE PRINTED CIRCUIT BOARD
- THE NOTED DIMENSIONS APPLY AT THE INTERSECTION OF THE POST AND HOUSING
- HOUSING: FLAME RETARDANT THERMOPLASTIC; COLOR: BLACK.
- FINISH: 0.00254-0.00508 [0.000100-0.000200] BRIGHT TIN-LEAD OVER 0.00127 [0.000050] NICKEL ENTIRE POST.
- FINISH: 0.00254-0.00508 [0.000100-0.000200] MATTE TIN OVER 0.00127 [0.000050] NICKEL ENTIRE POST.
- OBSOLETE

| PLATING | G | F | E | NO. OF POSITIONS | PART NUMBER |
|---------|----------------|---------------|----|------------------|-------------|
| 6 | 101.19 [3.984] | 99.06 [3.900] | 39 | 80 | 9-146496-0 |
| 6 | 98.65 [3.884] | 96.52 [3.800] | 38 | 78 | 8-146496-9 |
| 6 | 96.11 [3.784] | 93.98 [3.700] | 37 | 76 | 8-146496-8 |
| 6 | 93.57 [3.684] | 91.44 [3.600] | 36 | 74 | 8-146496-7 |
| 6 | 91.03 [3.584] | 88.90 [3.500] | 35 | 72 | 8-146496-6 |
| 6 | 88.49 [3.484] | 86.36 [3.400] | 34 | 70 | 8-146496-5 |
| 6 | 85.95 [3.384] | 83.82 [3.300] | 33 | 68 | 8-146496-4 |
| 6 | 83.41 [3.284] | 81.28 [3.200] | 32 | 66 | 8-146496-3 |
| 6 | 80.87 [3.184] | 78.74 [3.100] | 31 | 64 | 8-146496-2 |
| 6 | 78.33 [3.084] | 76.20 [3.000] | 30 | 62 | 8-146496-1 |
| 6 | 75.79 [2.984] | 73.66 [2.900] | 29 | 60 | 8-146496-0 |
| 7 | 73.25 [2.884] | 71.12 [2.800] | 28 | 58 | 7-146496-9 |
| 6 | 70.71 [2.784] | 68.58 [2.700] | 27 | 56 | 7-146496-8 |
| 6 | 68.17 [2.684] | 66.04 [2.600] | 26 | 54 | 7-146496-7 |
| 6 | 65.63 [2.584] | 63.50 [2.500] | 25 | 52 | 7-146496-6 |
| 6 | 63.09 [2.484] | 60.96 [2.400] | 24 | 50 | 7-146496-5 |
| 6 | 60.55 [2.384] | 58.42 [2.300] | 23 | 48 | 7-146496-4 |
| 6 | 58.01 [2.284] | 55.88 [2.200] | 22 | 46 | 7-146496-3 |
| 6 | 55.47 [2.184] | 53.34 [2.100] | 21 | 44 | 7-146496-2 |
| 6 | 52.93 [2.084] | 50.80 [2.000] | 20 | 42 | 7-146496-1 |
| 6 | 50.39 [1.984] | 48.26 [1.900] | 19 | 40 | 7-146496-0 |
| 6 | 47.85 [1.884] | 45.72 [1.800] | 18 | 38 | 6-146496-9 |
| 6 | 45.31 [1.784] | 43.18 [1.700] | 17 | 36 | 6-146496-8 |
| 6 | 42.77 [1.684] | 40.64 [1.600] | 16 | 34 | 6-146496-7 |
| 6 | 40.23 [1.584] | 38.10 [1.500] | 15 | 32 | 6-146496-6 |
| 7 | 37.69 [1.484] | 35.56 [1.400] | 14 | 30 | 6-146496-5 |
| 6 | 35.15 [1.384] | 33.02 [1.300] | 13 | 28 | 6-146496-4 |
| 6 | 32.61 [1.284] | 30.48 [1.200] | 12 | 26 | 6-146496-3 |
| 7 | 30.07 [1.184] | 27.94 [1.100] | 11 | 24 | 6-146496-2 |
| 6 | 27.53 [1.084] | 25.40 [1.000] | 10 | 22 | 6-146496-1 |
| 6 | 24.99 [.984] | 22.86 [.900] | 9 | 20 | 6-146496-0 |
| 6 | 22.45 [.884] | 20.32 [.800] | 8 | 18 | 5-146496-9 |
| 7 | 19.91 [.784] | 17.78 [.700] | 7 | 16 | 5-146496-8 |
| 6 | 17.37 [.684] | 15.24 [.600] | 6 | 14 | 5-146496-7 |
| 6 | 14.83 [.584] | 12.70 [.500] | 5 | 12 | 5-146496-6 |
| 6 | 12.29 [.484] | 10.16 [.400] | 4 | 10 | 5-146496-5 |
| 6 | 9.75 [.384] | 7.62 [.300] | 3 | 8 | 5-146496-4 |
| 6 | 7.21 [.284] | 5.08 [.200] | 2 | 6 | 5-146496-3 |
| 6 | 4.67 [.184] | 2.54 [.100] | 1 | 4 | 5-146496-2 |
| 7 | 2.13 [.084] | - | - | 2 | 5-146496-1 |

| PLATING | G | F | E | NO. OF POSITIONS | PART NUMBER |
|---------|----------------|---------------|----|------------------|-------------|
| 5 | 101.19 [3.984] | 99.06 [3.900] | 39 | 80 | 4-146496-0 |
| 5 | 98.65 [3.884] | 96.52 [3.800] | 38 | 78 | 3-146496-9 |
| 5 | 96.11 [3.784] | 93.98 [3.700] | 37 | 76 | 3-146496-8 |
| 5 | 93.57 [3.684] | 91.44 [3.600] | 36 | 74 | 3-146496-7 |
| 5 | 91.03 [3.584] | 88.90 [3.500] | 35 | 72 | 3-146496-6 |
| 5 | 88.49 [3.484] | 86.36 [3.400] | 34 | 70 | 3-146496-5 |
| 5 | 85.95 [3.384] | 83.82 [3.300] | 33 | 68 | 3-146496-4 |
| 5 | 83.41 [3.284] | 81.28 [3.200] | 32 | 66 | 3-146496-3 |
| 5 | 80.87 [3.184] | 78.74 [3.100] | 31 | 64 | 3-146496-2 |
| 5 | 78.33 [3.084] | 76.20 [3.000] | 30 | 62 | 3-146496-1 |
| 5 | 75.79 [2.984] | 73.66 [2.900] | 29 | 60 | 3-146496-0 |
| 5 | 73.25 [2.884] | 71.12 [2.800] | 28 | 58 | 2-146496-9 |
| 5 | 70.71 [2.784] | 68.58 [2.700] | 27 | 56 | 2-146496-8 |
| 5 | 68.17 [2.684] | 66.04 [2.600] | 26 | 54 | 2-146496-7 |
| 5 | 65.63 [2.584] | 63.50 [2.500] | 25 | 52 | 2-146496-6 |
| 5 | 63.09 [2.484] | 60.96 [2.400] | 24 | 50 | 2-146496-5 |
| 5 | 60.55 [2.384] | 58.42 [2.300] | 23 | 48 | 2-146496-4 |
| 5 | 58.01 [2.284] | 55.88 [2.200] | 22 | 46 | 2-146496-3 |
| 5 | 55.47 [2.184] | 53.34 [2.100] | 21 | 44 | 2-146496-2 |
| 5 | 52.93 [2.084] | 50.80 [2.000] | 20 | 42 | 2-146496-1 |
| 5 | 50.39 [1.984] | 48.26 [1.900] | 19 | 40 | 2-146496-0 |
| 5 | 47.85 [1.884] | 45.72 [1.800] | 18 | 38 | 1-146496-9 |
| 5 | 45.31 [1.784] | 43.18 [1.700] | 17 | 36 | 1-146496-8 |
| 5 | 42.77 [1.684] | 40.64 [1.600] | 16 | 34 | 1-146496-7 |
| 5 | 40.23 [1.584] | 38.10 [1.500] | 15 | 32 | 1-146496-6 |
| 5 | 37.69 [1.484] | 35.56 [1.400] | 14 | 30 | 1-146496-5 |
| 5 | 35.15 [1.384] | 33.02 [1.300] | 13 | 28 | 1-146496-4 |
| 5 | 32.61 [1.284] | 30.48 [1.200] | 12 | 26 | 1-146496-3 |
| 5 | 30.07 [1.184] | 27.94 [1.100] | 11 | 24 | 1-146496-2 |
| 5 | 27.53 [1.084] | 25.40 [1.000] | 10 | 22 | 1-146496-1 |
| 5 | 24.99 [.984] | 22.86 [.900] | 9 | 20 | 1-146496-0 |
| 5 | 22.45 [.884] | 20.32 [.800] | 8 | 18 | 1-146496-9 |
| 5 | 19.91 [.784] | 17.78 [.700] | 7 | 16 | 1-146496-8 |
| 5 | 17.37 [.684] | 15.24 [.600] | 6 | 14 | 1-146496-7 |
| 5 | 14.83 [.584] | 12.70 [.500] | 5 | 12 | 1-146496-6 |
| 5 | 12.29 [.484] | 10.16 [.400] | 4 | 10 | 1-146496-5 |
| 5 | 9.75 [.384] | 7.62 [.300] | 3 | 8 | 1-146496-4 |
| 5 | 7.21 [.284] | 5.08 [.200] | 2 | 6 | 1-146496-3 |
| 5 | 4.67 [.184] | 2.54 [.100] | 1 | 4 | 1-146496-2 |
| 5 | 2.13 [.084] | - | - | 2 | 1-146496-1 |

THIS DRAWING IS A CONTROLLED DOCUMENT.

DIMENSIONS: mm [INCHES]

TOLERANCES UNLESS OTHERWISE SPECIFIED:

| | |
|--------|-----------------|
| 0 PLC | ± |
| 1 PLC | ± 0.51[.02] |
| 2 PLC | ± 0.127[.005] |
| 3 PLC | ± 0.0127[.0005] |
| 4 PLC | ± |
| ANGLES | ± |

MATERIAL: 4

FINISH: SEE TABLE

APPROVED: G. DUBNICZKI

DATE: 19OCT06

DESIGNED BY: G. DUBNICZKI

PRODUCT SPEC: -

APPLICATION SPEC: -

WEIGHT: -

CUSTOMER DRAWING

SCALE: 4:1

SHEET 1 OF 1

REV C

STE TE Connectivity

HEADER ASSEMBLY, MOD II, STACKING, DOUBLE ROW, .025 SQ. POST, UNSHROUDED

SIZE: A1

CAGE CODE: 00779

DRAWING NO: 146496

X-ON Electronics

Largest Supplier of Electrical and Electronic Components

Click to view similar products for [Headers & Wire Housings](#) category:

Click to view products by [TE Connectivity](#) manufacturer:

Other Similar products are found below :

[892-18-020-10-001101](#) [58102-G61-06LF](#) [582553-1](#) [0009485154](#) [009176003701906](#) [0050291907](#) [LY20-4P-DT1-P1E-BR](#) [02.125.8002.8](#)
[609-3404](#) [61062-3](#) [61082-181009](#) [622-3653LF](#) [63453-116](#) [636-1030](#) [636-1427](#) [636-3427](#) [636-4007](#) [641938-9](#) [641991-4](#) [644827-2](#) [65817-010LF](#) [65817-015LF](#) [65863-015LF](#) [66207-023LF](#) [67095-007LF](#) [67601157](#) [68645-018](#) [68648-049](#) [70.362.1628.0](#) [70-4210](#) [70-4226B](#) [70-4853B](#) [707-5020](#) [707-5028](#) [71.350.2428.0](#) [71918-208LF](#) [71961-016LF](#) [733-134](#) [733-162](#) [754199-000](#) [760-3052](#) [787-8014-00](#) [79531-3000](#)
[FCN-360C032-B](#) [FCN-367T-T012/H](#) [FCN-723D010/2](#) [80.063.4001.1](#) [800-90-001-10-001000](#) [800-90-010-10-002000](#) [801-43-002-10-013000](#)