

THIS DRAWING IS UNPUBLISHED. RELEASED FOR PUBLICATION
 © COPYRIGHT - By - ALL RIGHTS RESERVED.

REVISIONS					
P	LTR	DESCRIPTION	DATE	DWN	APVD
R1		REVISED PER ECO-15-011938	24AUG2015	NK	MM
R2		REVISED PER ECO-19-002153	12FEB2019	RS	MM

D

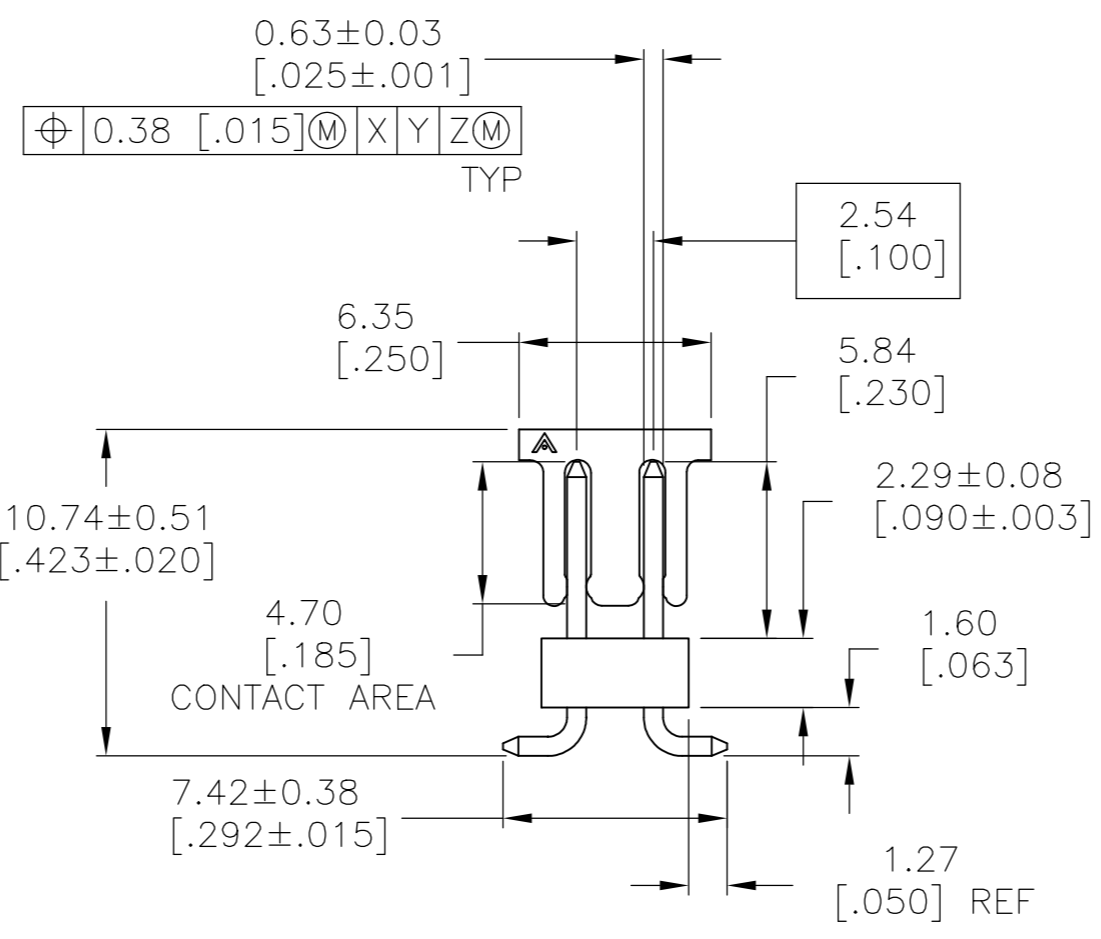
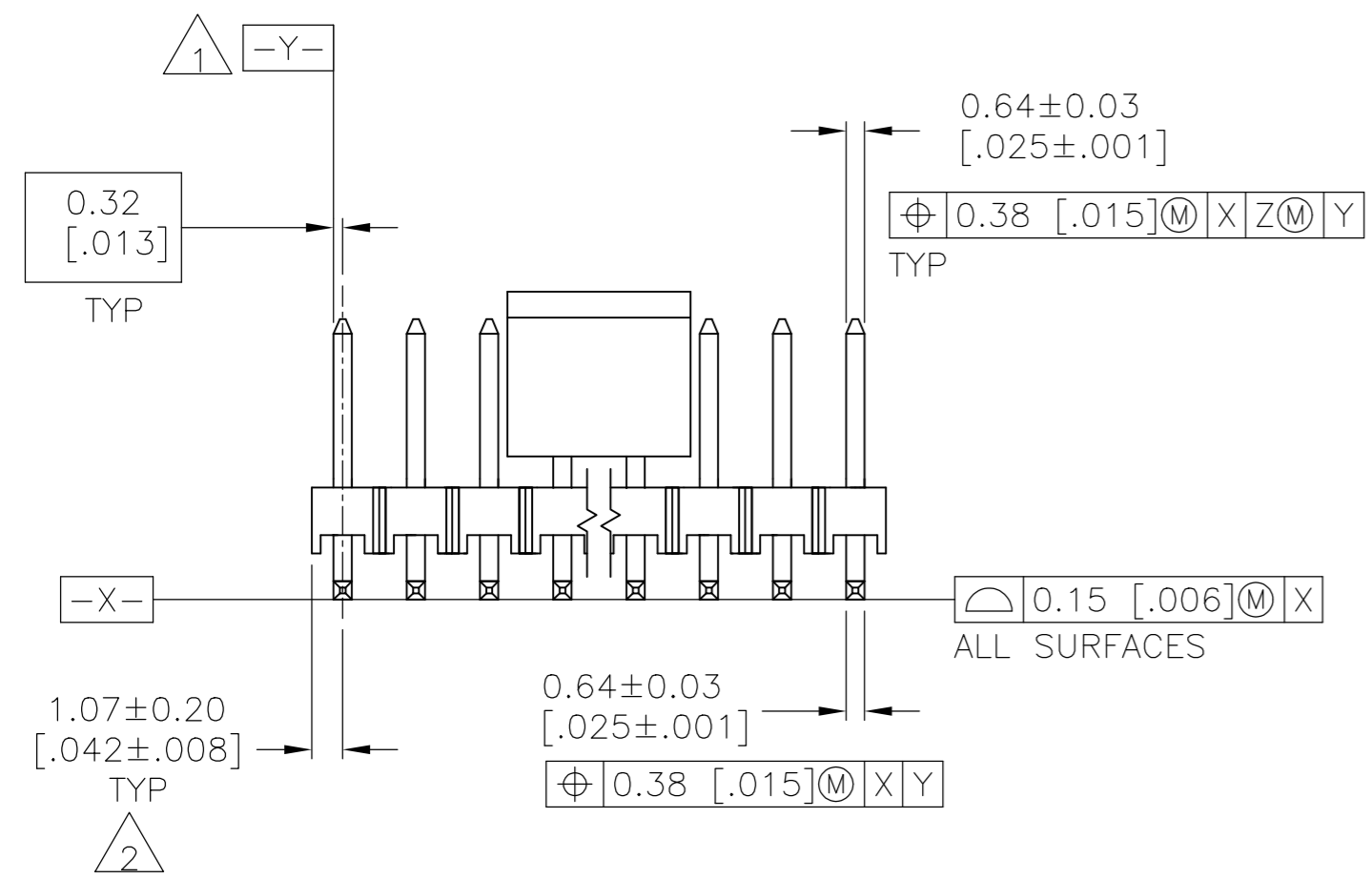
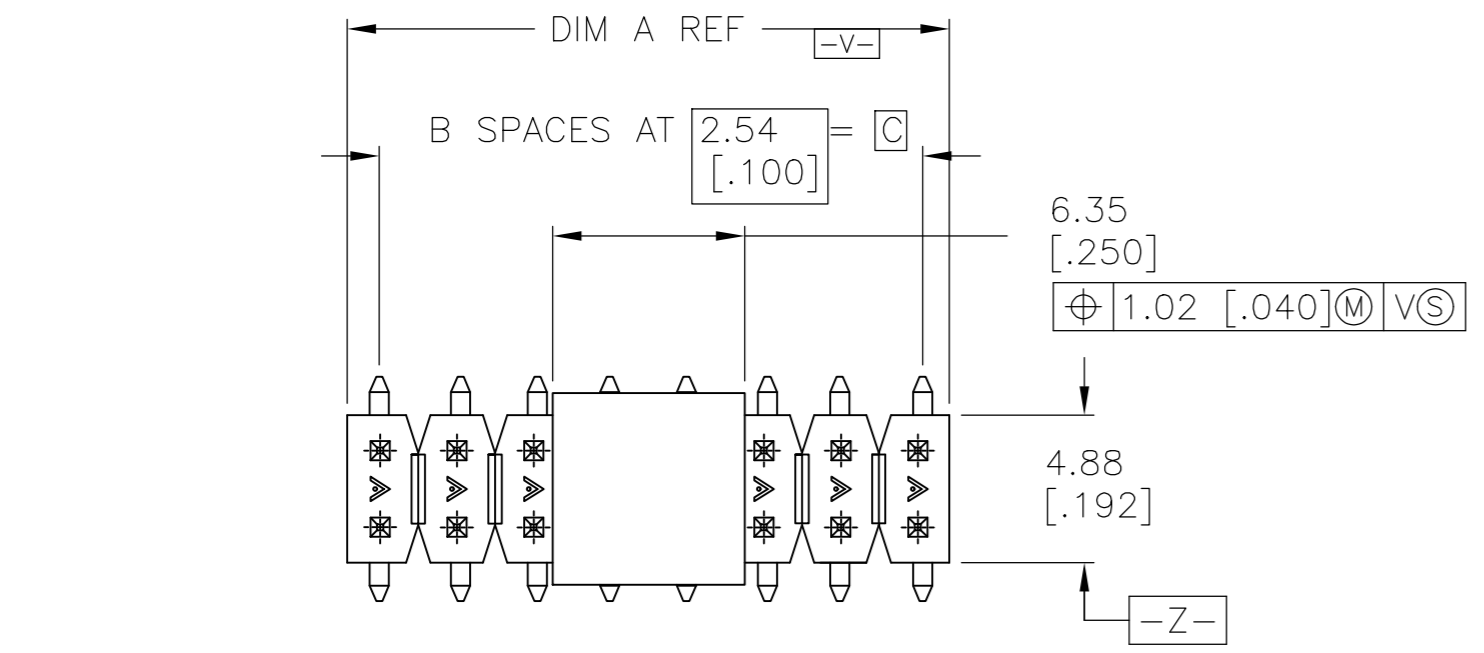
C

B

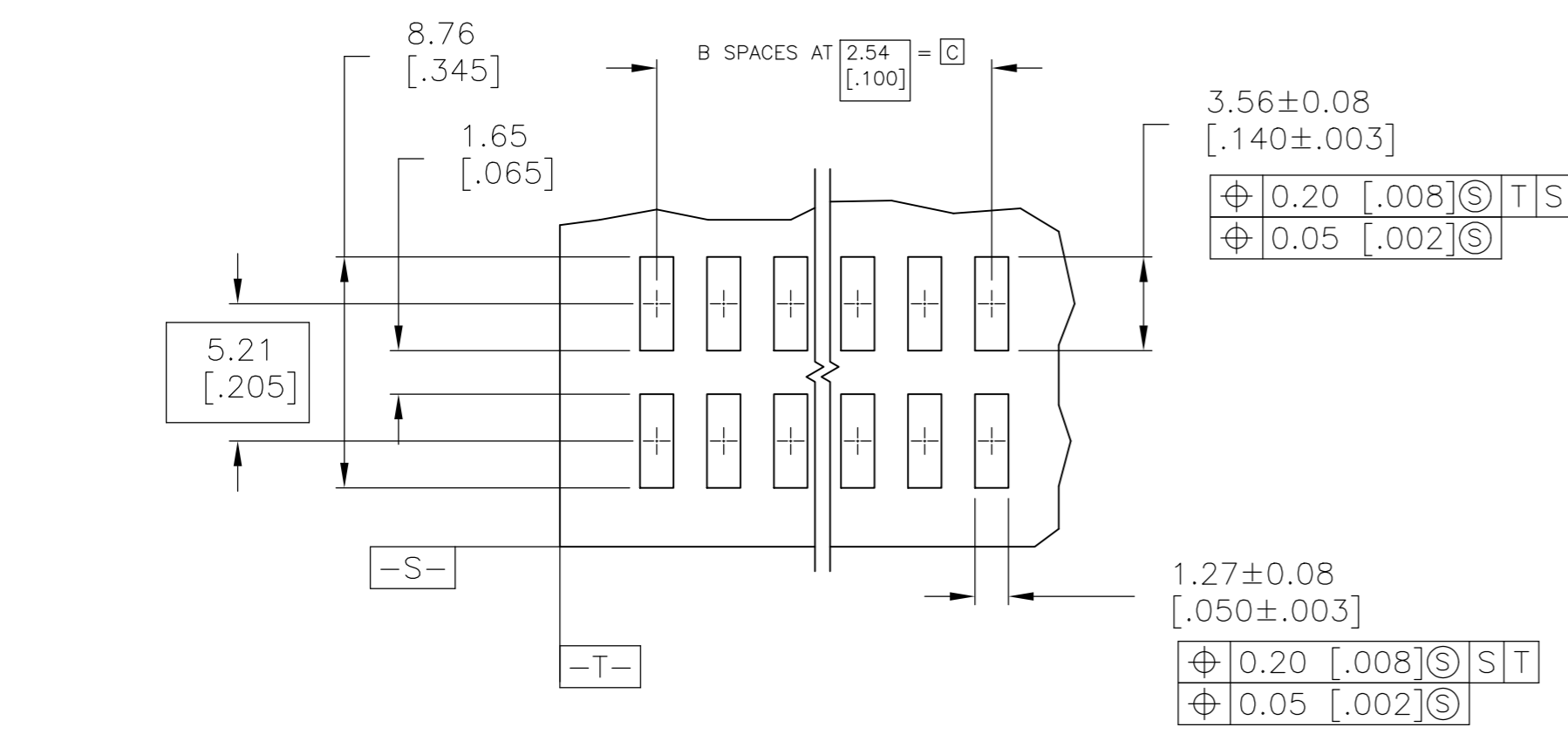
A

- 1 -Y- SHALL BE THE INTERSECTION OF THE POST AND THE HOUSING.
- 2 THE NOTED DIMENSION APPLIES FROM THE BASIC DIMENSION (NOT THE POST CENTERLINE) TO THE SURFACE INDICATED.
- 3 0.000762[.000030] GOLD ON CONTACT AREA, 0.00254-0.00508[.000100-.000200] MATTE TIN-LEAD ON SOLDER TAIL, ALL OVER 0.00127[.000050] NICKEL.
- 4 PACKAGED IN TAPE AND REEL PER EIA-481 SPECIFICATIONS. SEE TABLE FOR TAPE WIDTH.
- 5 HOUSING: LCP, COLOR-BLACK. POST: COPPER ALLOY. PICK AND PLACE CAP: PPA COLOR-BLACK.

- 6 PRELIMINARY PART - NOT RELEASED FOR PRODUCTION.
- 7 0.000762[.000030] GOLD ON CONTACT AREA, 0.00254-0.00508[.000100-.000200] MATTE TIN ON SOLDER TAIL, ALL OVER 0.00127[.000050] NICKEL.
- 8 OBSOLETE
- 9 OBSOLETE PARTS: OBSOLETE CIS STREAMLINING PER D.RENAUD/D.SINISI



6	7	-	30.48 [1.200]	14	32.61 [1.284]	30	6-147279-4
6	7	-	30.48 [1.200]	13	32.61 [1.284]	28	6-147279-3
6	7	-	30.48 [1.200]	10	32.61 [1.284]	22	6-147279-2
6	7	-	30.48 [1.200]	8	32.61 [1.284]	18	6-147279-1
	7	44mm	30.48 [1.200]	12	32.61 [1.284]	26	6-147279-0
	7	44mm	17.78 [.700]	7	19.91 [.784]	16	5-147279-9
9	7	24mm	12.7 [.500]	5	14.83 [.584]	12	5-147279-8
	7	24mm	7.62 [.300]	3	9.75 [.384]	8	5-147279-7
9	7	44mm	27.94 [1.100]	11	30.07 [1.184]	24	5-147279-6
	7	44mm	22.86 [.900]	9	24.99 [.984]	20	5-147279-5
	7	24mm	2.54 [.100]	1	4.67 [.184]	4	5-147279-4
	7	32mm	15.24 [.600]	6	17.37 [.684]	14	5-147279-3
	7	24mm	10.16 [.400]	4	12.29 [.484]	10	5-147279-2
	7	24mm	5.08 [.200]	2	7.21 [.284]	6	5-147279-1
8	7	24mm	5.08 [.200]	2	7.21 [.284]	6	1-147279-1
9	3	44mm	30.48 [1.200]	12	32.61 [1.284]	26	1-147279-0
	3	44mm	17.78 [.700]	7	19.91 [.784]	16	147279-9
9	3	24mm	12.7 [.500]	5	14.83 [.584]	12	147279-8
	3	24mm	7.62 [.300]	3	9.75 [.384]	8	147279-7
	3	44mm	27.94 [1.100]	11	30.07 [1.184]	24	147279-6
	3	44mm	22.86 [.900]	9	24.99 [.984]	20	147279-5
	3	24mm	2.54 [.100]	1	4.67 [.184]	4	147279-4
	3	32mm	15.24 [.600]	6	17.37 [.684]	14	147279-3
	3	24mm	10.16 [.400]	4	12.29 [.484]	10	147279-2
	3	24mm	5.08 [.200]	2	7.21 [.284]	6	147279-1
PLATING	TAPE WIDTH	C	B	A	NO. OF POSN	PART NUMBER	



RECOMMENDED PCB LAYOUT FOR USE WITH 0.20 [.008] THICK STENCIL

THIS DRAWING IS A CONTROLLED DOCUMENT. DWN B. HAYMAKER 10JUL00
 CHK J. GESFORD 10JUL00
 APVD J. GESFORD 10JUL00
 PRODUCT SPEC
 APPLICATION SPEC
 WEIGHT -
 CUSTOMER DRAWING

DIMENSIONS: mm [INCHES]
 TOLERANCES UNLESS OTHERWISE SPECIFIED:
 0 PLC ± -
 1 PLC ± -
 2 PLC ± -
 3 PLC ± 0.13 [.005]
 4 PLC ± -
 ANGLES ± -
 FINISH SEE TABLE

NAME SURF. MT. HDR. ASSY, MOD II, B/W, VERT, D/R, .100 x .100 C/L, .025 SQ POST, W/ PICK AND PLACE CAP
 SIZE A2 CAGE CODE 00779 DRAWING NO C-147279 RESTRICTED TO -
 SCALE 4:1 SHEET 1 of 1 REV R2

X-ON Electronics

Largest Supplier of Electrical and Electronic Components

Click to view similar products for [Headers & Wire Housings](#) category:

Click to view products by [TE Connectivity](#) manufacturer:

Other Similar products are found below :

[892-18-020-10-001101](#) [58102-G61-06LF](#) [582553-1](#) [0009485154](#) [009176003701906](#) [0050291907](#) [LY20-4P-DT1-P1E-BR](#) [02.125.8002.8](#)
[609-3404](#) [61062-3](#) [61082-181009](#) [622-3653LF](#) [63453-116](#) [636-1030](#) [636-1427](#) [636-3427](#) [636-4007](#) [641938-9](#) [641991-4](#) [644827-2](#) [65817-010LF](#) [65817-015LF](#) [65863-015LF](#) [66207-023LF](#) [67095-007LF](#) [67601157](#) [68645-018](#) [68648-049](#) [70.362.1628.0](#) [70-4210](#) [70-4226B](#) [70-4853B](#) [707-5020](#) [707-5028](#) [71.350.2428.0](#) [71918-208LF](#) [71961-016LF](#) [733-134](#) [733-162](#) [754199-000](#) [760-3052](#) [787-8014-00](#) [79531-3000](#)
[FCN-360C032-B](#) [FCN-367T-T012/H](#) [FCN-723D010/2](#) [80.063.4001.1](#) [800-90-001-10-001000](#) [800-90-010-10-002000](#) [801-43-002-10-013000](#)