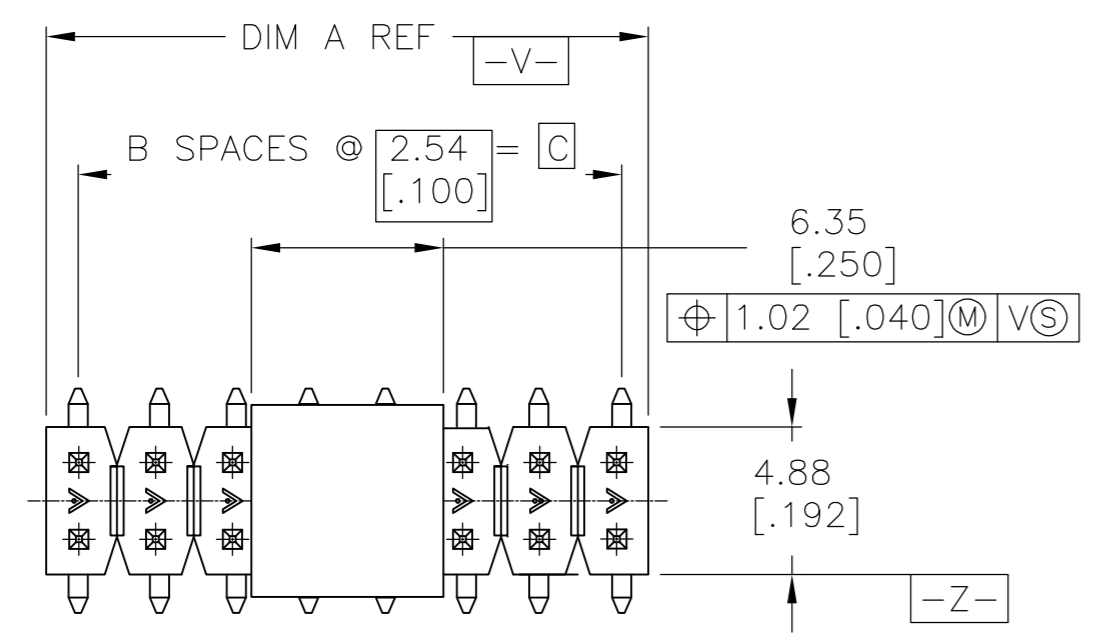


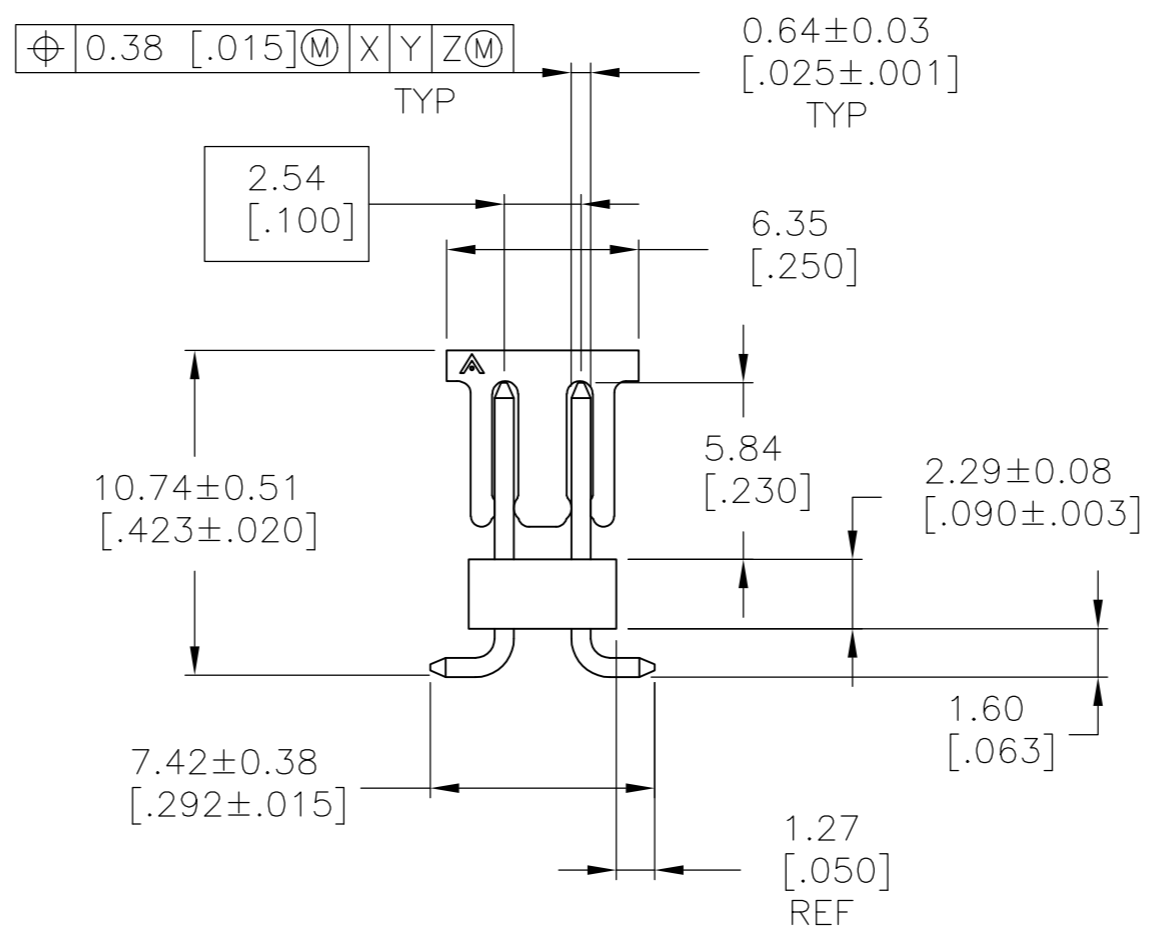
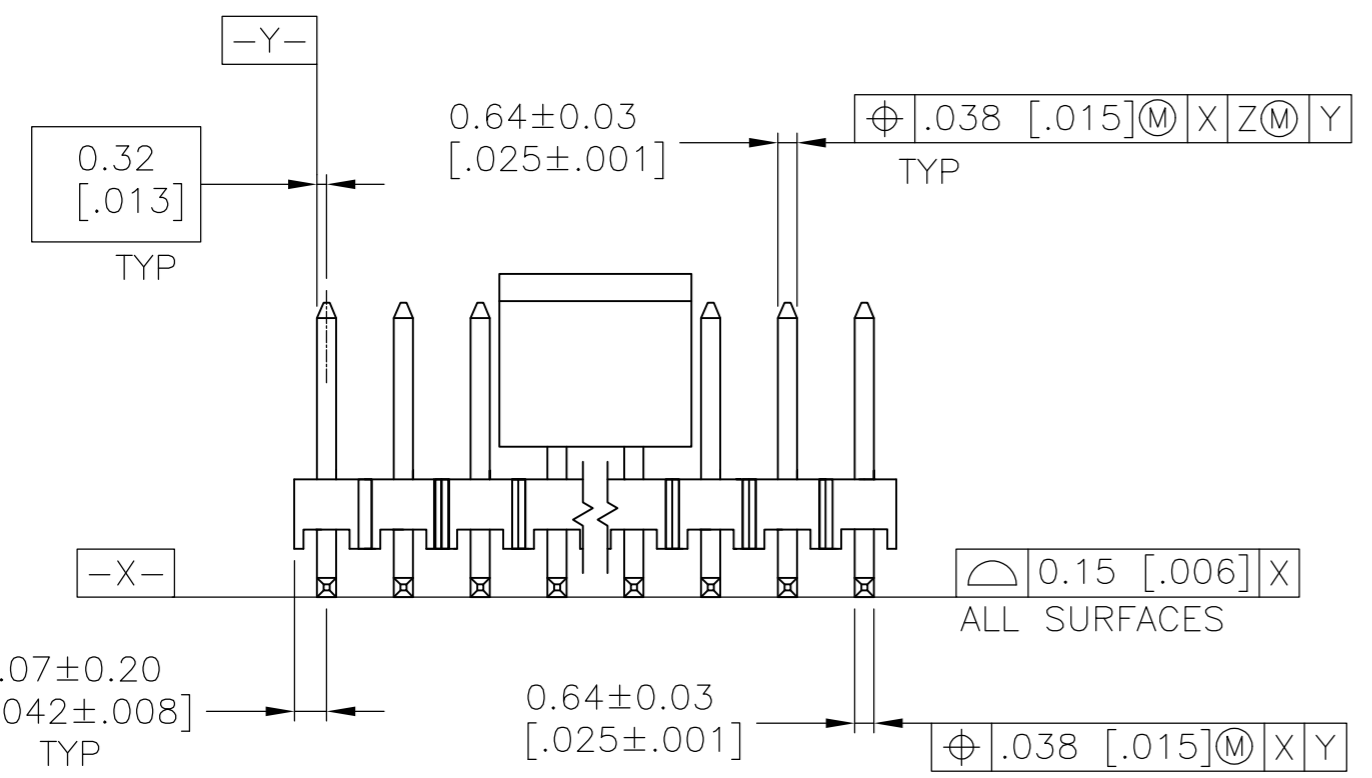
THIS DRAWING IS UNPUBLISHED. RELEASED FOR PUBLICATION 147292, 147292  
 © COPYRIGHT 147292 BY - ALL RIGHTS RESERVED.

LOC		DIST		REVISIONS			
P	LTR	DESCRIPTION		DATE	DWN	APVD	
AD	00	L2	REVISED PER ECO-15-011938	24AUG2015	NK	MM	

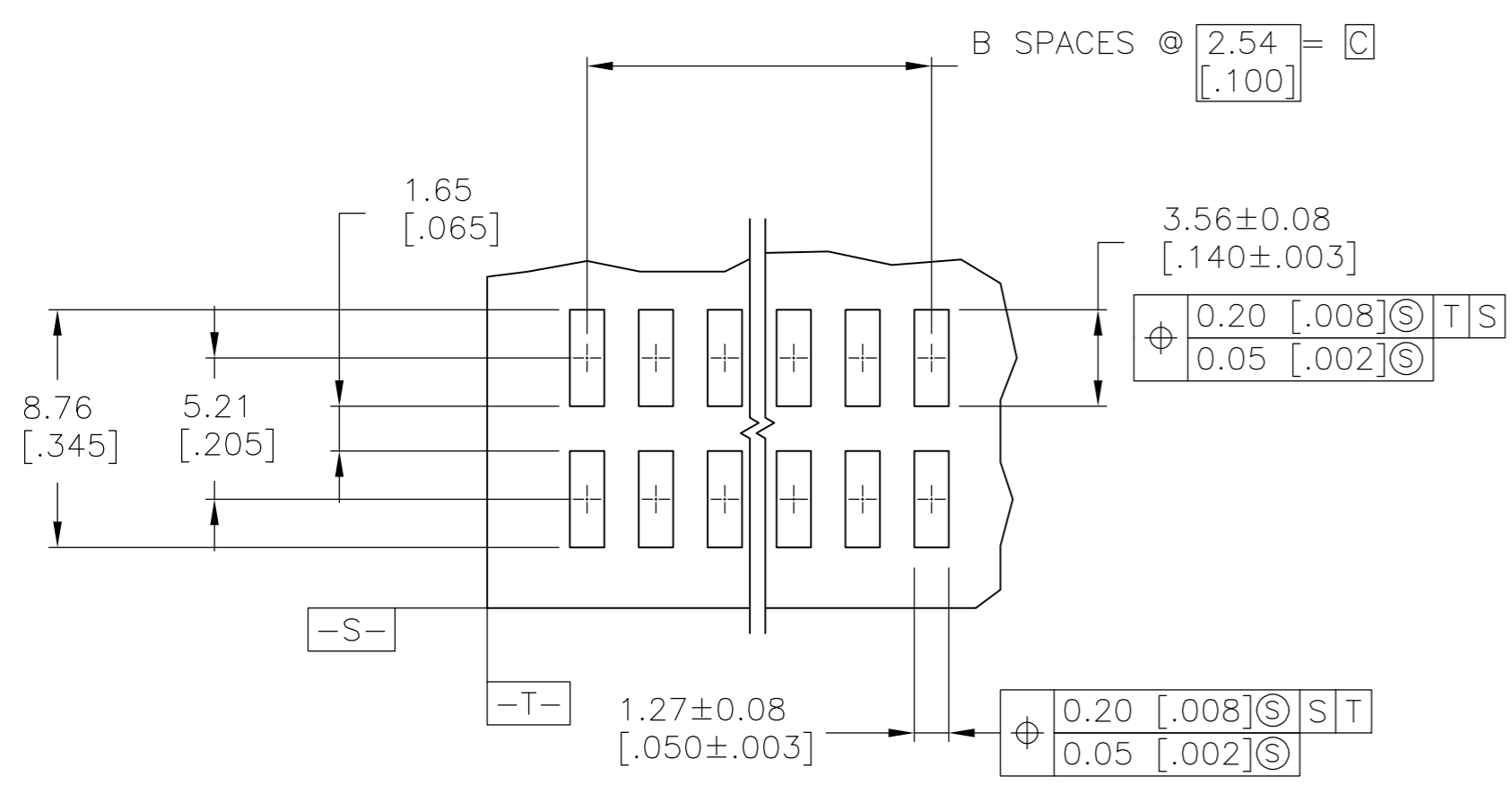


- 7 0.00254-0.00508 [.000100-.000200] MATTE TIN OVER 0.00127 [.000050] MIN NICKEL ENTIRE POST.
- 8 OBSOLETE PARTS: OBSOLETE CIS STREAMLINING PER D.RENAUD/D.SINISI
- 9 OBSOLETE

- 1 -Y- SHALL BE THE INTERSECTION OF THE POST AND THE HOUSING.
- 2 THE NOTED DIMENSION APPLIES FROM THE BASIC DIMENSION (NOT THE POST CENTERLINE) TO THE SURFACE INDICATED.
- 3 0.00254-0.00508 [.000100-.000200] MATTE TIN-LEAD OVER 0.00127 [.000050] MIN NICKEL ENTIRE POST.
- 4 PACKAGED IN TAPE AND REEL PER EIA-481 SPECIFICATIONS. SEE TABLE FOR TAPE WIDTH.
- 5 HOUSING: LCP, COLOR-BLACK. POST: COPPER ALLOY. PICK AND PLACE CAP: PPA, COLOR-BLACK.
- 6 PRELIMINARY PART-NOT RELEASED FOR PRODUCTION.



6	7	56mm	35.56 [1.400]	14	37.69 [1.484]	30	6-147292-4
6	7	44mm	30.48 [1.200]	12	32.61 [1.284]	26	6-147292-3
6	7	32mm	17.78 [.700]	7	19.91 [.784]	16	6-147292-2
	7	24mm	12.70 [.500]	5	14.83 [.584]	12	6-147292-1
9	7	56mm	33.02 [1.300]	13	35.15 [1.384]	28	6-147292-0
6	7	44mm	25.14 [.900]	9	24.99 [.984]	20	5-147292-9
6	7	44mm	25.4 [1.000]	10	27.53 [1.084]	22	5-147292-8
	7	44mm	27.94 [1.100]	11	30.07 [1.184]	24	5-147292-7
	7	24mm	7.62 [.300]	3	9.75 [.384]	8	5-147292-6
6	7	32mm	20.32 [.800]	8	22.45 [.884]	18	5-147292-5
	7	24mm	5.08 [.200]	2	72.14 [.284]	6	5-147292-4
	7	24mm	2.54 [.100]	1	4.67 [.184]	4	5-147292-3
	7	24mm	10.16 [.400]	4	12.29 [.484]	10	5-147292-2
	7	32mm	15.24 [.600]	6	17.37 [.684]	14	5-147292-1
9	3	56mm	35.56 [1.400]	14	37.69 [1.484]	30	147292-8
8	3	44mm	27.94 [1.100]	11	30.07 [1.184]	24	147292-7
9	3	24mm	7.62 [.300]	3	9.75 [.384]	8	147292-6
9	3	32mm	17.78 [.700]	7	19.91 [.784]	16	147292-5
9	3	24mm	5.08 [.200]	2	72.14 [.284]	6	147292-4
	3	24mm	2.54 [.100]	1	4.67 [.184]	4	147292-3
	3	24mm	10.16 [.400]	4	12.29 [.484]	10	147292-2
8	3	32mm	15.24 [.600]	6	17.37 [.684]	14	147292-1
		PLATING					
		TAPE WIDTH	C	B	A	NO OF POSN	PART NUMBER



RECOMMENDED PCB LAYOUT FOR USE WITH 0.20 [.008] THICK STENCIL

THIS DRAWING IS A CONTROLLED DOCUMENT.

DIMENSIONS: mm [INCHES]	TOLERANCES UNLESS OTHERWISE SPECIFIED:	DWN B. HAYMAKER 27MAR99	
	0 PLC ± -	CHK J.GESFORD 27MAR99	
	1 PLC ± -	APVD J.GESFORD 27MAR99	
	2 PLC ± -	PRODUCT SPEC	
MATERIAL	FINISH	APPLICATION SPEC	NAME
5	SEE TABLE	WEIGHT	SIZE
		CUSTOMER DRAWING	CAGE CODE
			DRAWING NO
			RESTRICTED TO
			SCALE
			SHEET
			REV

## X-ON Electronics

Largest Supplier of Electrical and Electronic Components

*Click to view similar products for [Headers & Wire Housings](#) category:*

*Click to view products by [TE Connectivity](#) manufacturer:*

Other Similar products are found below :

[892-18-020-10-001101](#) [58102-G61-06LF](#) [582553-1](#) [0009485154](#) [009176003701906](#) [0050291907](#) [LY20-4P-DT1-P1E-BR](#) [02.125.8002.8](#)  
[609-3404](#) [61062-3](#) [61082-181009](#) [622-3653LF](#) [63453-116](#) [636-1030](#) [636-1427](#) [636-3427](#) [636-4007](#) [641938-9](#) [641991-4](#) [644827-2](#) [65817-](#)  
[010LF](#) [65817-015LF](#) [65863-015LF](#) [66207-023LF](#) [67095-007LF](#) [67601157](#) [68645-018](#) [68648-049](#) [70.362.1628.0](#) [70-4210](#) [70-4226B](#) [70-](#)  
[4853B](#) [707-5020](#) [707-5028](#) [71.350.2428.0](#) [71918-208LF](#) [71961-016LF](#) [733-134](#) [733-162](#) [754199-000](#) [760-3052](#) [787-8014-00](#) [79531-3000](#)  
[FCN-360C032-B](#) [FCN-367T-T012/H](#) [FCN-723D010/2](#) [80.063.4001.1](#) [800-90-001-10-001000](#) [800-90-010-10-002000](#) [801-43-002-10-013000](#)