THIS DRAWING IS UNPUBLISHED
VERÖFFENTLICHTE ZEICHNUNG
© COPYRIGHT 2008
RELEASED FOR PUBLICATION SEP 2008
FREI FÜER VEROEFFENTLICHUNG
BY TYCO ELECTRONICS CORPORATION, ALL RIGHTS RESERVED.
ALLE RECHTE VORBEHALTEN.

MATED WITH:
PASSEND ZU: 1452228

FOR CORRUGATED TUBE NW26
Fuer Wellrohr NW26
TE-NO.: 1703998-1

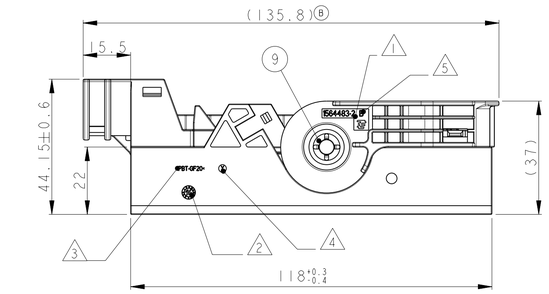

VIEW WITH COVER
Ansicht mit Abdeckkappe
TE-NO.: 1703997-1

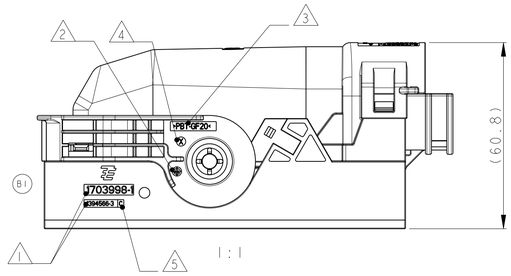

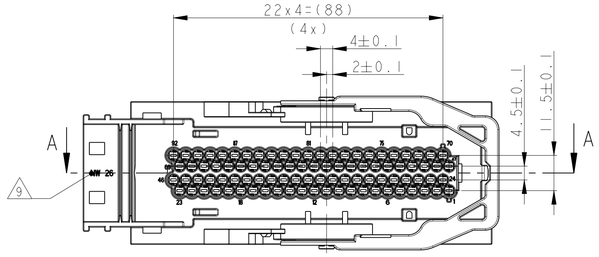

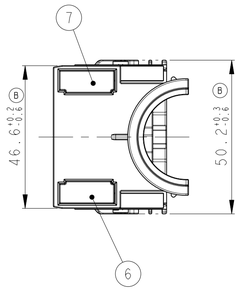

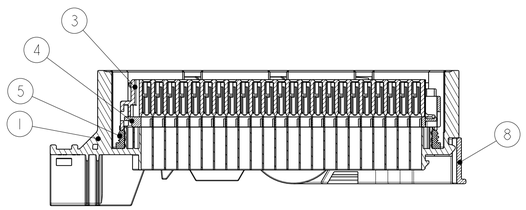

A-A

LOC	DIST
A1	-

PROJEKT NR.: EGATN10061

REVISIONS
AENDERUNGEN

P	LTR	DESCRIPTION BESCHREIBUNG	DATE	DWN	APVD
	B	NEW LEVER; TYCO-LOGO CHANGED; DETAILS SEE PCN E-09-025774 Neuer Hebel; Tyco-Logo geaendert; Details siehe PCN E-09-025774	10FEB2010	SJ	JG
	B1	TYCO-LOGO CHANGED TO TE-LOGO; DETAIL SEE PCN E-10-008819 Tyco-Logo geaendert auf TE-Logo; Details siehe PCN E-10-008819	30APR2010	SJ	JG
	B2	NEW VERSIONS ADDED	31AUG2010	CG	JG

FOR CORRUGATED TUBE NW29 (B2)
Fuer Wellrohr NW29
TE-NO.: 3-1703998-1
4-1703998-1
5-1703998-1

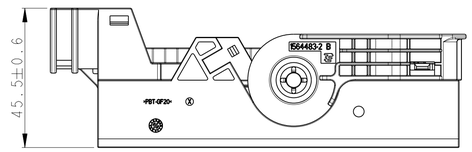

VIEW WITH COVER
Ansicht mit Abdeckkappe
TE-NO.: 2141345-1

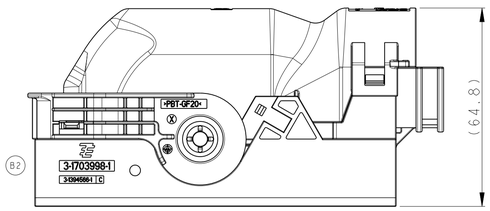

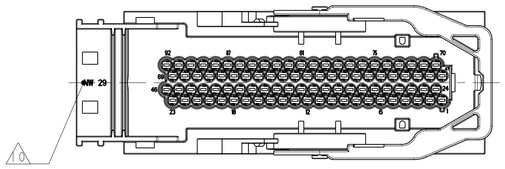

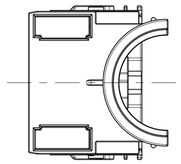

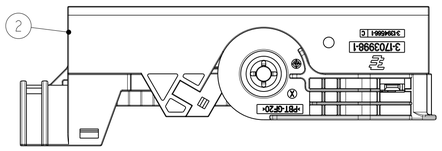

SLIDING DISTANCE OF SECONDARY LOCKING DEVICE INTO LOCKED POSITION.
Verschiebeweg der zweiten Kontaktsicherung in die Endrastsstellung.

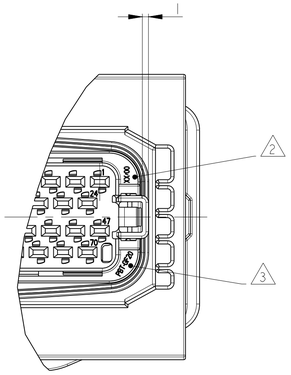

2:1

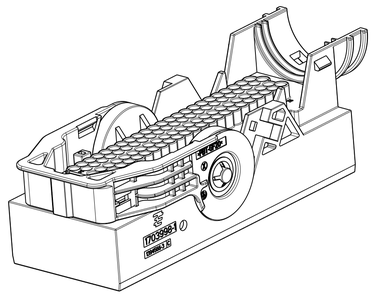

TE ORDER NO. TE Bestell-Nr.	REV.	CODING Kodierung	CORR.TUBE Wellrohr	9	8	7	6	5	4	3	2	2	2	1	ITEM
				ZINC PLATED verzinkt	YELLOW gelb	WINERED weinrot	WINERED weinrot	ORANGE orange	YELLOW gelb	BLACK schwarz	BLACK schwarz	BLACK schwarz	BLACK schwarz	BLACK schwarz	COLOUR Farbe
				STEEL/Stahl	PBT-GF20	PA66-GF30	PA66-GF30	SILICONE	PBT-GF30	PBT-GF20	PBT-GF20	PBT-GF20	PBT-GF20	PBT-GF20	MAT.
				A	B	B	B	A	A	A	C	C	C	C	REV.
				GUARDCAM Klemmscheibe	LEVER Hebel (B)	SLIDE, RECHTS Schieber, rechts	SLIDE, LEFT Schieber, links	SEAL Dichtung	SECONDARY LOCKING DEVICE Zweite Kontaktsicherung	CAVITY BLOCK Kammerblock	SOCKET HSG.: 92POS.; NW29; COD. C Buchsengeh.: 92pol.; NW29; Kod. C	SOCKET HSG.: 92POS.; NW29; COD. B Buchsengeh.: 92pol.; NW29; Kod. B	SOCKET HSG.: 92POS.; NW29; COD. A Buchsengeh.: 92pol.; NW29; Kod. A	SOCKET HSG.: 92POS.; NW26; COD. A Buchsengeh.: 92pol.; NW26; Kod. A	DESCRIPTION Beschreibung
(B2) 5-1703998-1	B	C	NW29	2	1	1	1	1	1	1	1	–	–	–	
(B2) 4-1703998-1	B	B	NW29	2	1	1	1	1	1	1	–	1	–	–	
(B2) 3-1703998-1	B	A	NW29	2	1	1	1	1	1	1	–	–	1	–	
1703998-1	B	A	NW26	2	1	1	1	1	1	1	–	–	–	1	
				QUANTITY Stueck											

(B) NOTES
Bemerkungen

(B1) 1 Tyco Electronics (TE) LOGO AND TE NUMBER
Tyco Electronics (TE) Logo und TE Nummer

2 PRODUCTION DATE
Produktionsdatum

3 MATERIAL MARKING ACC. TO VDA 260
Werkstoffkennzeichnung nach VDA 260

4 MOULD CAVITY MARKING
Nestmakierung

5 REVISION STATUS OF THE MOULD
Aenderungsstand des Werkzeugs

6 LAYER PACKAGING IN CARDBOARD-BOX
Lagenverpackung im Versandkarton

7 FITS TO INTERFACE DRAWING 114-18456-1
Passend zu Ausfuehrungsvorschrift 114-18456-1

8 CONTACT CAVITIES SUITABLE FOR AMP MCP 1.5K CONTACTS WITH SINGLE WIRE SEALING ACC. TO PRODUCT GROUP DRAWING
TE-NO.: 1241436
MAX. WIRESIZE: 1.5 SQMM FLR
Kontaktkammern passend fuer AMP MCP 1.5K-Kontakte mit Einzeldichtung gemaess Produkt Gruppenzeichnung
TE-Nr.: 1241436
max. Drahtgroessenbereich: 1.5 mm² FLR

9 SUITABLE FOR CORRUGATED TUBE WITH NOMINAL WIDTH NW26
Passend fuer Wellrohr Nennweite NW26

(B2) 10 SUITABLE FOR CORRUGATED TUBE WITH NOMINAL WIDTH NW29
Passend fuer Wellrohr Nennweite NW29

11 SUITABLE TAB HEADER SEE DRAWING 1452228
Passende Messerleiste siehe Zeichnung 1452228

12 MALFUNCTION CAUSED BY LACQUER IS NOT COVERED BY TYCO ELECTRONICS WARRANTY
Funktionsbeeintraechtigung durch Lackieren liegt nicht im Einfluß und Gewaehrleistungsumfang von Tyco Electronics

THIS DRAWING IS A CONTROLLED DOCUMENT FOR TYCO ELECTRONICS CORPORATION. IT IS SUBJECT TO CHANGE AND THE CONTROLLING ENGINEERING ORGANIZATION SHOULD BE CONTACTED FOR THE LATEST REVISION.
DIESES ZEICHNUNGSDOKUMENT WIRD DURCH AMP INCORPORATED KONTROLLIERT. AENDERUNGEN IST DEM TECHNISCHEN FORTSCHRITT DIENEN. EINE NORMATION DEN DAS ZUSTAEDIGE AENDERUNGSWESENDE ORGANISATION.

DIMENSIONS: MASSEINHEITEN: mm
TOLERANCES UNLESS OTHERWISE SPECIFIED: ACC. TO ISO 8015
0 PLC ±0.2mm
~~1 PLC~~ ±
~~2 PLC~~ ±
~~3 PLC~~ ±
~~4 PLC~~ ±
ANGLES/WINKEL ±2°
MATERIAL: SEE TABLE siehe Tabelle
FINISH/OBERFLAECHE/FARBE: SEE TABLE siehe Tabelle

DWN	24FEB2009	V. Deas
CHK	25FEB2009	J. Granzow
APVD	26FEB2009	Ch. Eberwein
PRODUCT SPEC PRODUKTSPEZ.	108-94174	
APPLICATION SPEC VERARBEITUNGSSPEZ.	114-18963	
WEIGHT GEWICHT	122.0g (B)	

Tyco Electronics
Tyco Electronics AMP GmbH
64625 Bensheim (Germany)

NAME: 92POS, AMP MCP 1.5K, SOCKET HSG,ASSY
92pol, AMP MCP 1.5K,Buchsengehaeuse,Assy

SIZE	CAGE CODE	DRAWING NO ZEICHNUNGS-NR.	RESTRICTED TO NUR FUER
A1	00779	C-1703998	-

CUSTOMER DRAWING /KUNDENZEICHNUNG
SCALE MASSSTAB 5:1 SHEET BLATT 1 OF VON 1 REV B2

AMP 4805 REV 31MAR2000
Pro/ENGINEER DRAWING

X-ON Electronics

Largest Supplier of Electrical and Electronic Components

Click to view similar products for Automotive Connectors ***category:***

Click to view products by TE Connectivity ***manufacturer:***

Other Similar products are found below :

003-018-000 60403001 60993906-B M902-2131 M902-2161 72.330.1035.1 73.353.4028.0 F119300-B F166900 F258300-B F358300-B F407400 F444110 F487000 F509500B-B 827153-1 8N1515-32-24P 9-1326729-8 925474-1 928905-1 964562-4 968782-1 GT17SA-8DS-HU 98891-1012 98947-1016 12004147 12004475-L 12010290 12010309-B 12015454 12020219-B 12020308 12041318-B 12052225-L 12052466 12059125 12064869 12004327-B 12010503-B 12015308 12015384 12015909 1-21030-1 12041254 12041318 12047946-B 12047957 12047957-L 12059473 12066261