
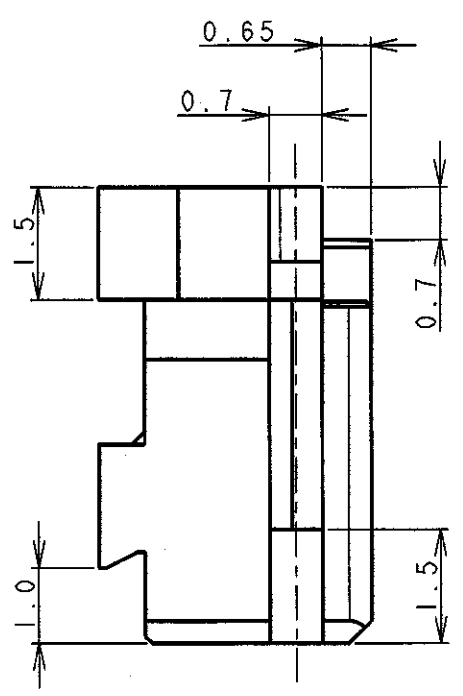
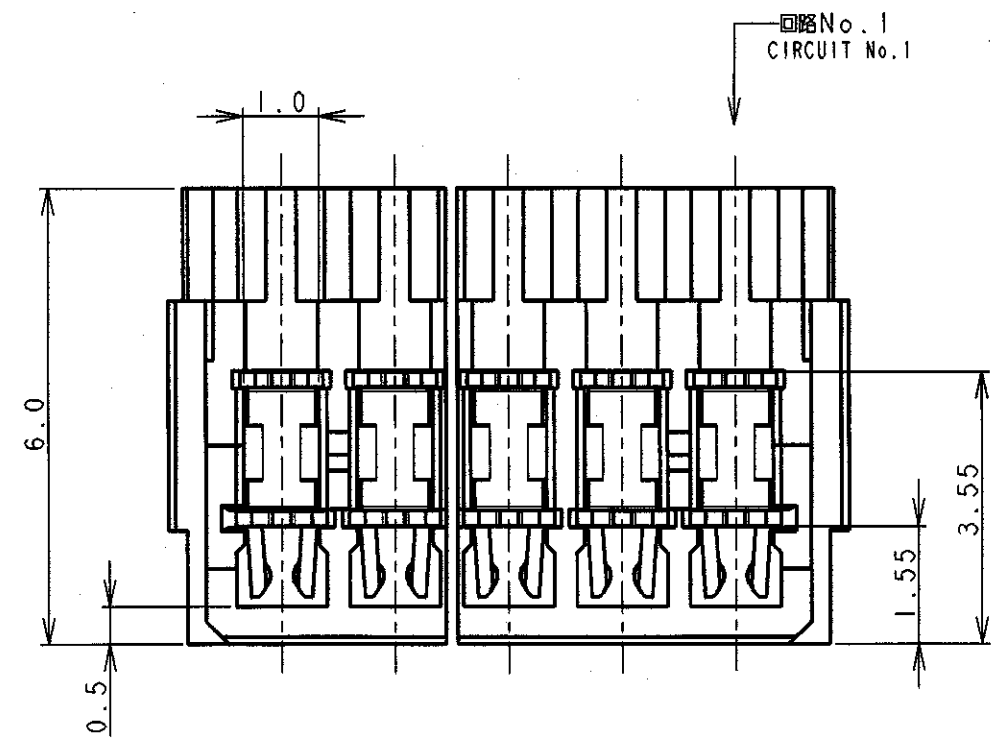


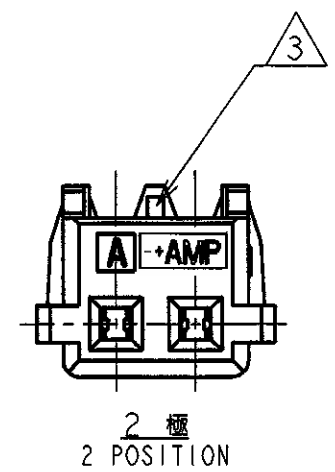
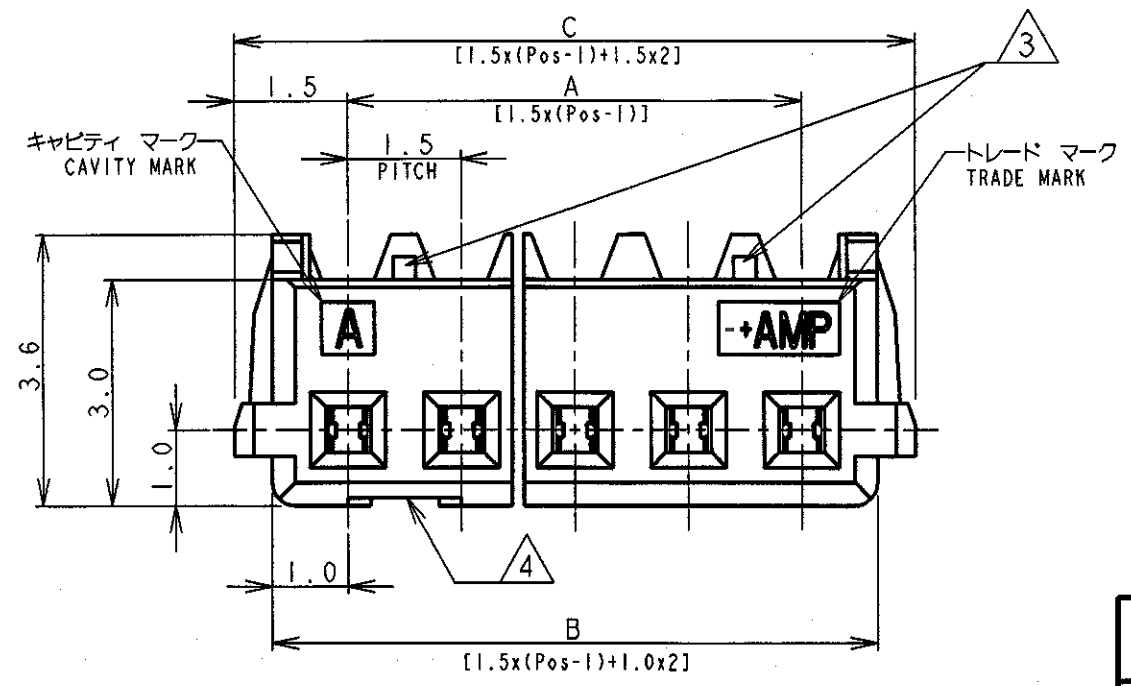
THIS DRAWING IS UNPUBLISHED. RELEASED FOR PUBLICATION
 (C) COPYRIGHT ALL RIGHTS RESERVED.

| LOC | | DIST | | REVISIONS | | | |
|-----|-----|-----------------------|--|-----------|-----|------|--|
| P | LTR | DESCRIPTION | | DATE | DWN | APVD | |
| E3 | | REVISED ECR-18-012951 | | 29SEP18 | T.Q | W..H | |



- 注記
1. 適用電線範囲: AWG #26
被覆外径: $\phi 0.8\text{mm} \sim \phi 0.95\text{mm}$
 2. 材料: ハウジング-ガラス入りナイロン UL94V-0、色: グレー、青
コンタクト-錫めっき済み、りん青銅
 3. ハウジング ロック:
2極は、1箇所 3~20極は、2箇所
 4. ゲート口は左付きと右付きが存在する。(2極品を除く)

- NOTES:
1. APPLICABLE WIRE SIZE: AWG #26
INSULATION DIA RANGE: $\phi 0.8\text{mm} \sim \phi 0.95\text{mm}$
 2. MATERIAL:
HOUSING: NYLON(G.F.) UL94V-0, COLOR: GRAY, BLUE
CONTACT: PRE-TIN PHOS-BRONZE
 3. HOUSING LOCK:
2 POSITION - SINGLE LOCK
3 TO 20 POSITIONS - DOUBLE LOCK
 4. CONNECTOR HAVE THE GATE LEFT SIDE AND RIGHT SIDE. (EXCEPT 2Pos.)



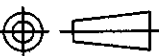
| | | | | | | | |
|---------------------------------------|--|---|--|---|--|---|--|
| DIMENSIONS: 単位: 毫 mm | | TOLERANCES UNLESS OTHERWISE SPECIFIED | | WIRE RANGE 適合電線断面積 0.08mm ² -0.14mm ² | | INSULATION DIA 被覆外径 $\phi 0.8\text{mm} \sim \phi 0.95\text{mm}$ | |
| MATERIAL 材料 SEE NOTE 2 注記2参照 | | FINISH 仕上 SEE NOTE 2 注記2参照 | | DWN 12. JUL '96 T. FURUYA | | TE Connectivity | |
| | | 一般公差 10> : ±0.2 30> >10 : ±0.25 100> >30 : ±0.3 ANGLE : ±3° | | APVD 12. JUL '96 J. TANIGAWA APVD S. Kubouchi 9/15 99 PRODUCT SPEC 108-5525 APPLICATION SPEC 取付適用規格 114-5223 | | NAME 名称 AMP Mini Common Terminated (CT) Connector 1.5mm PITCH MT RECEPTACLE ASSEMBLY | |
| | | | | WEIGHT 重量 SEE TABLE 表参照 | | DRAWING NO 番号 A3 00779 C-353293 | |
| | | | | CUSTOMER DRAWING | | SCALE 尺度 NON | |
| | | | | | | SHEET 1 OF 2 | |
| | | | | | | REV E3 | |

THIS DRAWING IS UNPUBLISHED. ALL RIGHTS RESERVED.

| LOC | DIST | REVISIONS | | | |
|-----|------|-------------|------|-----|------|
| P | LTR | DESCRIPTION | DATE | DWN | APVD |
| | | SEE SHEET 1 | | | |

| | | | | | | | |
|------------|---------------|------|------|------|------------|------------|------------|
| 0.97 | 31.5 | 30.5 | 28.5 | 20 | 7-353293-0 | 4-353293-0 | 2-353293-0 |
| 0.92 | 30.0 | 29.0 | 27.0 | 19 | 6-353293-9 | 3-353293-9 | 1-353293-9 |
| 0.87 | 28.5 | 27.5 | 25.5 | 18 | 6-353293-8 | 3-353293-8 | 1-353293-8 |
| 0.83 | 27.0 | 26.0 | 24.0 | 17 | 6-353293-7 | 3-353293-7 | 1-353293-7 |
| 0.78 | 25.5 | 24.5 | 22.5 | 16 | 6-353293-6 | 3-353293-6 | 1-353293-6 |
| 0.73 | 24.0 | 23.0 | 21.0 | 15 | 6-353293-5 | 3-353293-5 | 1-353293-5 |
| 0.68 | 22.5 | 21.5 | 19.5 | 14 | 6-353293-4 | 3-353293-4 | 1-353293-4 |
| 0.64 | 21.0 | 20.0 | 18.0 | 13 | 6-353293-3 | 3-353293-3 | 1-353293-3 |
| 0.59 | 19.5 | 18.5 | 16.5 | 12 | 6-353293-2 | 3-353293-2 | 1-353293-2 |
| 0.54 | 18.0 | 17.0 | 15.0 | 11 | 6-353293-1 | 3-353293-1 | 1-353293-1 |
| 0.49 | 16.5 | 15.5 | 13.5 | 10 | 6-353293-0 | 2-353293-0 | 1-353293-0 |
| 0.45 | 15.0 | 14.0 | 12.0 | 9 | 5-353293-9 | 2-353293-9 | 353293-9 |
| 0.40 | 13.5 | 12.5 | 10.5 | 8 | 5-353293-8 | 2-353293-8 | 353293-8 |
| 0.35 | 12.0 | 11.0 | 9.0 | 7 | 5-353293-7 | 2-353293-7 | 353293-7 |
| 0.30 | 10.5 | 9.5 | 7.5 | 6 | 5-353293-6 | 2-353293-6 | 353293-6 |
| 0.26 | 9.0 | 8.0 | 6.0 | 5 | 5-353293-5 | 2-353293-5 | 353293-5 |
| 0.21 | 7.5 | 6.5 | 4.5 | 4 | 5-353293-4 | 2-353293-4 | 353293-4 |
| 0.16 | 6.0 | 5.0 | 3.0 | 3 | 5-353293-3 | 2-353293-3 | 353293-3 |
| 0.11 | 4.5 | 3.5 | 1.5 | 2 | 5-353293-2 | 2-353293-2 | 353293-2 |
| WEIGHT (g) | C | B | A | Pos. | BLUE | BLACK | GRAY |
| | 寸法 DIMENSIONS | | | | 製品型番 P/N | | |

DIMENSIONS: 単位: ㎜
 TOLERANCES UNLESS OTHERWISE SPECIFIED:
 一般公差
 10 > : ±0.2
 30 > : ±0.25
 100 > : ±0.3
 ANGLE : ±3°



| | | |
|--|---|--|
| DWN T. FURUYA 12. JUL '96 | WIRE RANGE 絶縁電線断面積 0.08mm ² -0.14mm ² | INSULATION DIA 被覆外径 ∅0.8mm-∅0.95mm |
| CHK J. TANIGAWA 12. JUL '96 | MATERIAL 材料 SEE SHEET 1 OF 2 枚目参照 | FINISH 仕上 SEE SHEET 1 OF 2 枚目参照 |
| APVD | TE TE Connectivity | |
| PRODUCT SPEC 製品規格 108-5525 | NAME 名称 AMP Mini Common Terminated (CT) Connector 1.5mm PITCH MT RECEPTACLE ASSEMBLY | |
| APPLICATION SPEC 取付適用規格 114-5223 | SIZE A4 | CAGE CODE 00779 |
| WEIGHT SEE TABLE 表参照 | DRAWING NO 番号 C-353293 | |
| CUSTOMER DRAWING | SCALE 尺度 NON | SHEET 2 OF 2 REV E3 |

X-ON Electronics

Largest Supplier of Electrical and Electronic Components

Click to view similar products for [Headers & Wire Housings](#) category:

Click to view products by [TE Connectivity](#) manufacturer:

Other Similar products are found below :

[95000-104TRLF](#) [10135584-644402LF](#) [DF62W-EP2022PCA](#) [95000-106TRLF](#) [DF62W-2022SCA](#) [DF62W-EP2022PC](#) [2203348](#) [DF62W-2022SC](#) [1084018](#) [1029039](#) [1084017](#) [802-10-012-10-002000](#) [1112640](#) [1112639](#) [000-34000](#) [0009482033](#) [0009507031](#) [57102-S06-03LF](#) [57202-S52-04LF](#) [PCN6-15S-2.5E](#) [0039019024](#) [58102-G61-06LF](#) [582553-1](#) [0009508121](#) [0050291907](#) [018731A](#) [LY20-4P-DT1-P1E-BR](#) [02.125.8002.8](#) [60101931](#) [60598-1 \(Cut Strip\)](#) [M1625-3R/100](#) [61062-3](#) [61082-181009](#) [636-1427](#) [638009-1](#) [641938-9](#) [641991-4](#) [644168-1](#) [647662-1](#) [65039-019ELF](#) [65817-002LF](#) [65817-015LF](#) [65863-015LF](#) [66207-023LF](#) [67016-026LF](#) [67046-001LF](#) [67095-007LF](#) [68002-116](#) [68016-236H](#) [68648-049](#)