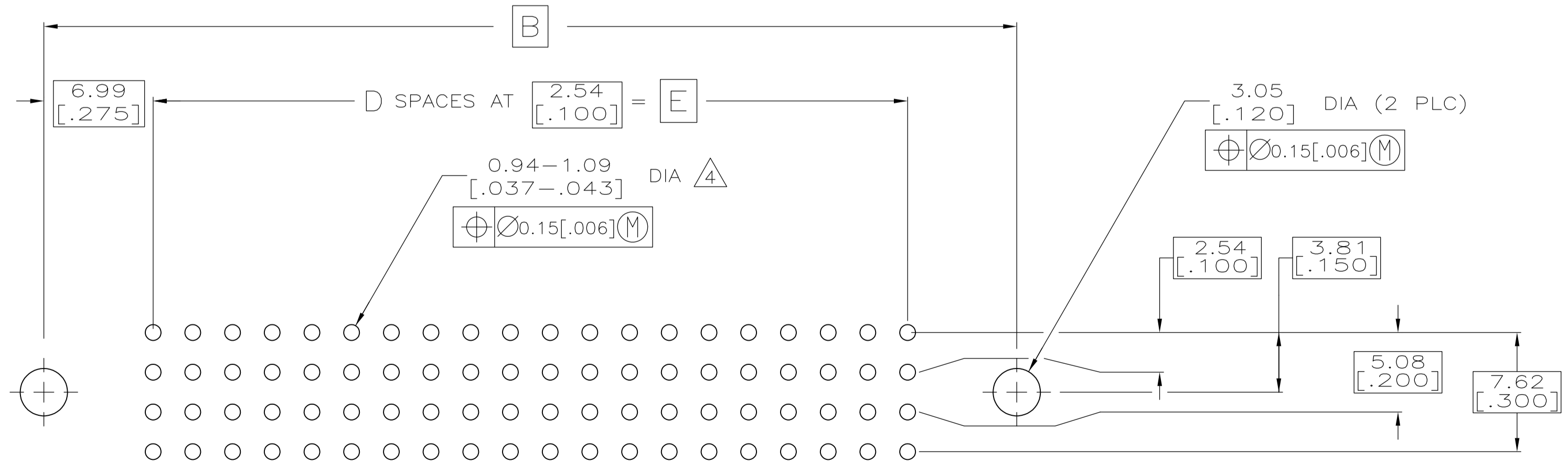
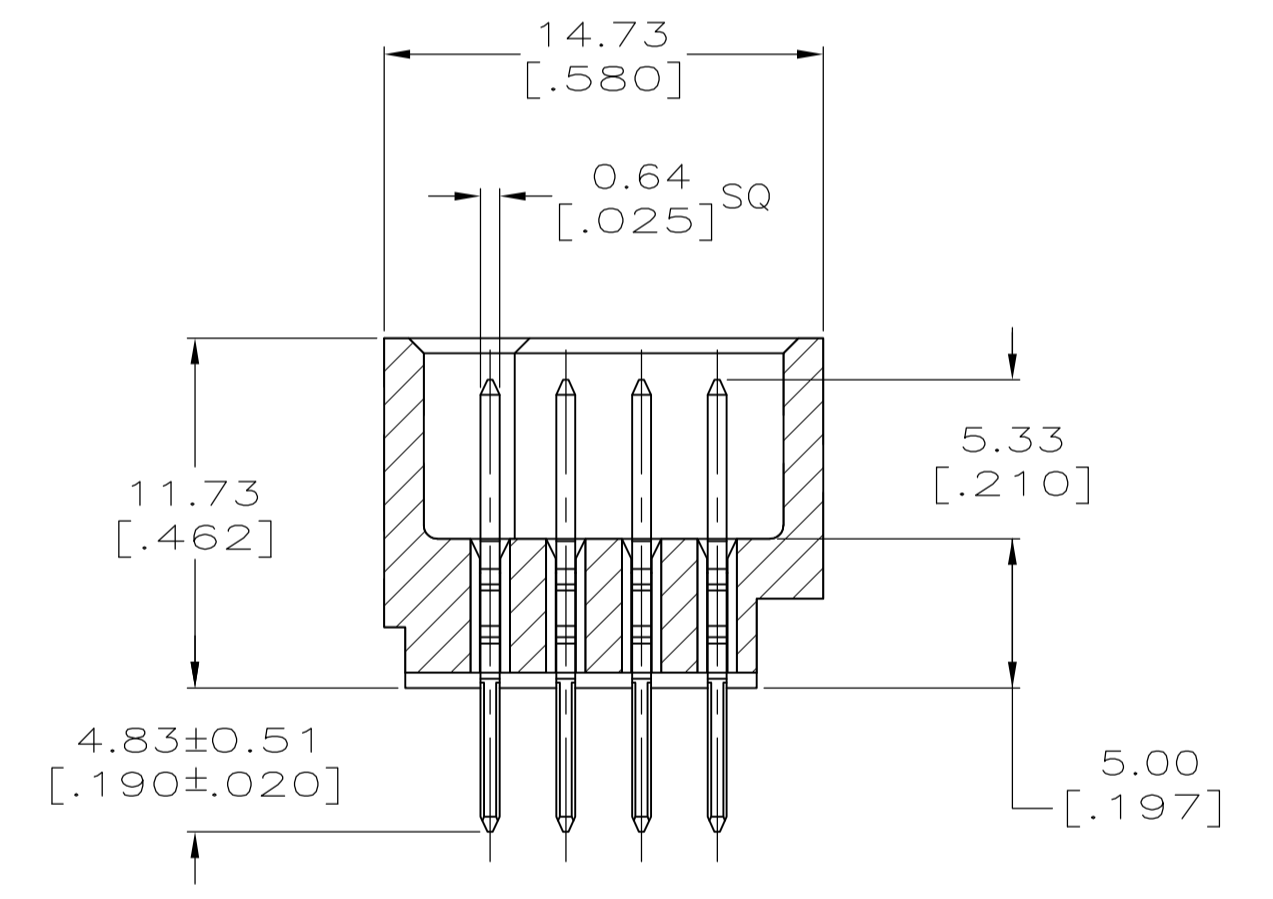
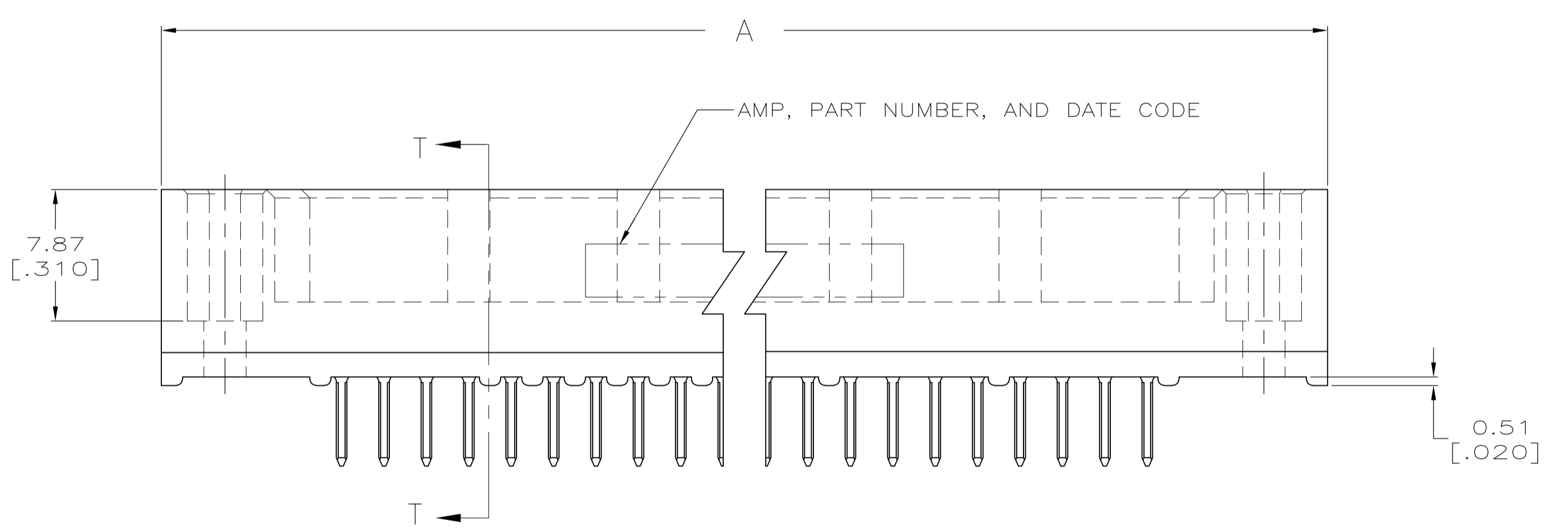
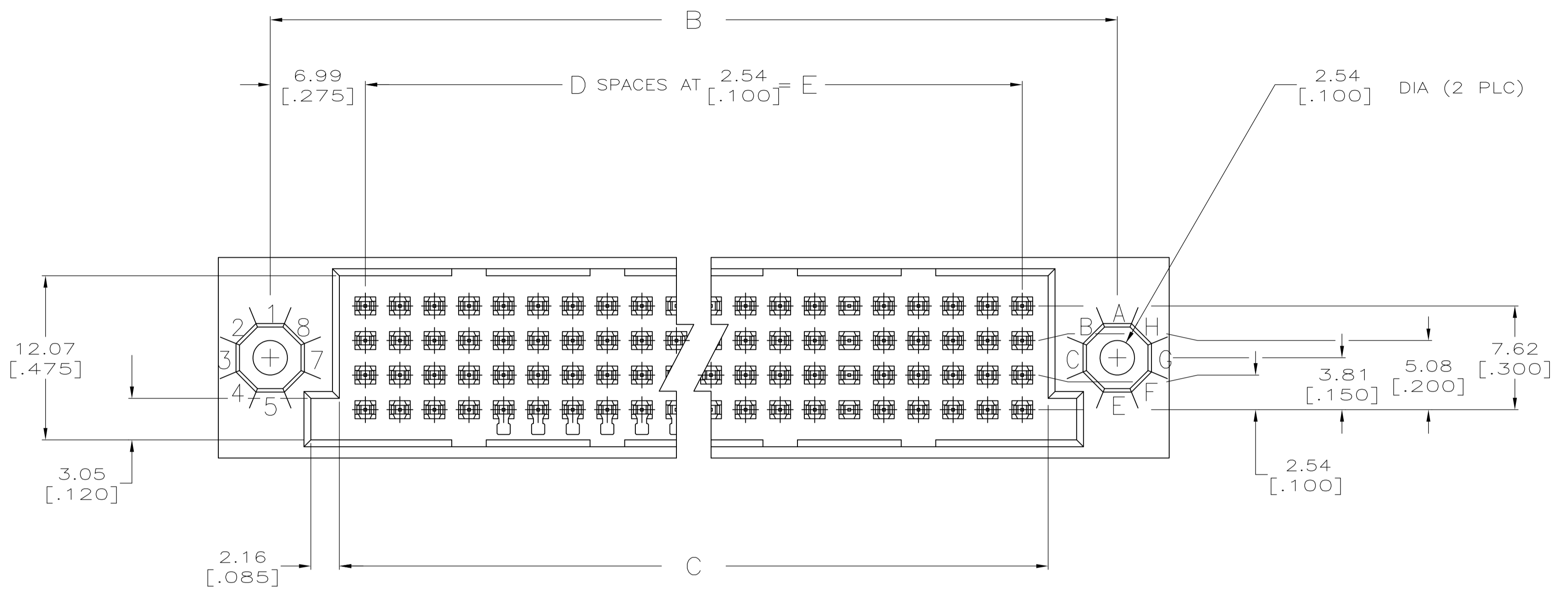


REVISIONS					
P	LTR	DESCRIPTION	DATE	DMN	APVD
B		REVISED PER ECO-15-015252	13NOV15	BJ	FY
B1		REVISED PER ECO-16-003656	10MAR16	B.J	S.Y



RECOMMENDED P.C. BOARD LAYOUT

THIS DRAWING IS A CONTROLLED DOCUMENT.		DIN J. POLIGNONE 03MAR05		TE Connectivity	
DIMENSIONS: mm [INCHES]		TOLERANCES UNLESS OTHERWISE SPECIFIED:			
0 PLC ± - 1 PLC ± - 2 PLC ± - 3 PLC ± 0.13 [.005] 4 PLC ± - ANGLES ± α° 30°		APVD A. SHARPE 03MAR05 PRODUCT SPEC APPLICATION SPEC WEIGHT -		NAME ASSEMBLY, PIN, VERTICAL, HDI, LEAD-FREE 4 ROW, WITHOUT GUIDES 4.83[.190] SOLDER POSTS	
MATERIAL 1/2		FINISH 3		SIZE A1 CAGE CODE 00779 DRAWING NO. 5532436 CUSTOMER DRAWING	
				SCALE 4:1 SHEET 1 OF 2 REV B1	

REVISIONS				
P	LYR	DESCRIPTION	DATE	APPV
-		SEE SHEET 1	-	-

- ① HOUSING MATERIAL: THERMOPLASTIC.
- ② CONTACT MATERIAL: COPPER ALLOY.
- ③ FINISH:  
MATING AREA: MEETS THE PERFORMANCE REQUIREMENTS OF PRODUCT SPECIFICATION 108-9063; BASED ON TELCORDIA DR-1217-CORE APPLICATIONS IN UNCONTROLLED ENVIRONMENTS.  
TIN PLATED POSTS.
- ④ SOLDER PIN POST RECOMMENDED P.C. BOARD HOLE SIZES ARE 0.94-1.09 [.037-.043]; RECOMMENDED PAD DIA IS 1.52 [.060].
- ⑤ OBSOLETE PARTS: OBSOLETE CIS STREAMLINING PER D.RENAUD/D.SINISI

⑤	OBSOLETE	149.86 [5.900]	59	153.67 [6.050]	163.83 [6.450]	171.45 [6.750]	240	5532436-9
⑤	OBSOLETE	137.16 [5.400]	54	140.97 [5.550]	151.13 [5.950]	158.75 [6.250]	220	5532436-8
		124.46 [4.900]	49	128.27 [5.050]	138.43 [5.450]	146.05 [5.750]	200	5532436-7
		111.76 [4.400]	44	115.57 [4.550]	125.73 [4.950]	133.35 [5.250]	180	5532436-6
		99.06 [3.900]	39	102.87 [4.050]	113.03 [4.450]	120.65 [4.750]	160	5532436-5
⑤	OBSOLETE	86.36 [3.400]	34	90.17 [3.550]	100.33 [3.950]	107.95 [4.250]	140	5532436-4
		78.74 [3.100]	31	82.55 [3.250]	92.71 [3.650]	100.33 [3.950]	128	5532436-3
		73.66 [2.900]	29	77.47 [3.050]	87.63 [3.450]	95.25 [3.750]	120	5532436-2
		60.96 [2.400]	24	64.77 [2.550]	74.93 [2.950]	82.55 [3.250]	100	5532436-1
				E	D	C	B	A
								POSN
								PART NUMBER

THIS DRAWING IS A CONTROLLED DOCUMENT.

DIMENSIONS: mm [INCHES]	TOLERANCES UNLESS OTHERWISE SPECIFIED:	DIN J. POLIGNONE 03MAR05	APVD A. SHARPE 03MAR05	NAME ASSEMBLY, PIN, VERTICAL, HDI, LEAD-FREE, 4 ROW, WITHOUT GUIDES, 4.83[.190] SOLDER POSTS
0 PLC ± -	1 PLC ± -	2 PLC ± -	3 PLC ± 0.13 [.005]	4 PLC ± -
ANGLES ± α° 30'	FINISH	WEIGHT	SIZE A1	CAGE CODE 00779
			DRAWING NO. 5532436	RESTRICTED TO
			CUSTOMER DRAWING	SCALE 4:1 SHEET 2 OF 2 REV B1

## X-ON Electronics

Largest Supplier of Electrical and Electronic Components

*Click to view similar products for [High Speed/Modular Connectors](#) category:*

*Click to view products by [TE Connectivity](#) manufacturer:*

Other Similar products are found below :

[650827-1](#) [74040-1346](#) [1410191-1](#) [1410368-3](#) [1410964-2](#) [1410326-3](#) [1410367-3](#) [1410971-4](#) [1467833-1](#) [2000877-1](#) [2000878-1](#) [2041314-1](#)  
[2065387-1](#) [2187307-1](#) [163P](#) [1934290-1](#) [2000875-1](#) [2065917-1](#) [2102736-2](#) [FSR-40](#) [2169868-2](#) [22354-8](#) [437-5040-000](#) [5-1393565-0](#) [039-](#)  
[0246-000](#) [0761601016](#) [0784461022](#) [10123159-12ELF](#) [030-2415-003/100 PK](#) [030-7380-004](#) [030-2494-001](#) [532939-1](#) [5532901-3](#) [3-1469268-](#)  
[7](#) [74748-102LF](#) [10041743-101LF](#) [10066670-100002LF](#) [1-533915-1](#) [249-4515-000](#) [7-1469373-3](#) [DL2-2J/S](#) [2000713-8](#) [2000713-7](#)  
[10124313-101LF](#) [3011-21](#) [757105208](#) [EBTF-4-10-2.0-S-RA-1](#) [430305-001](#) [4395800100](#) [8140115](#)