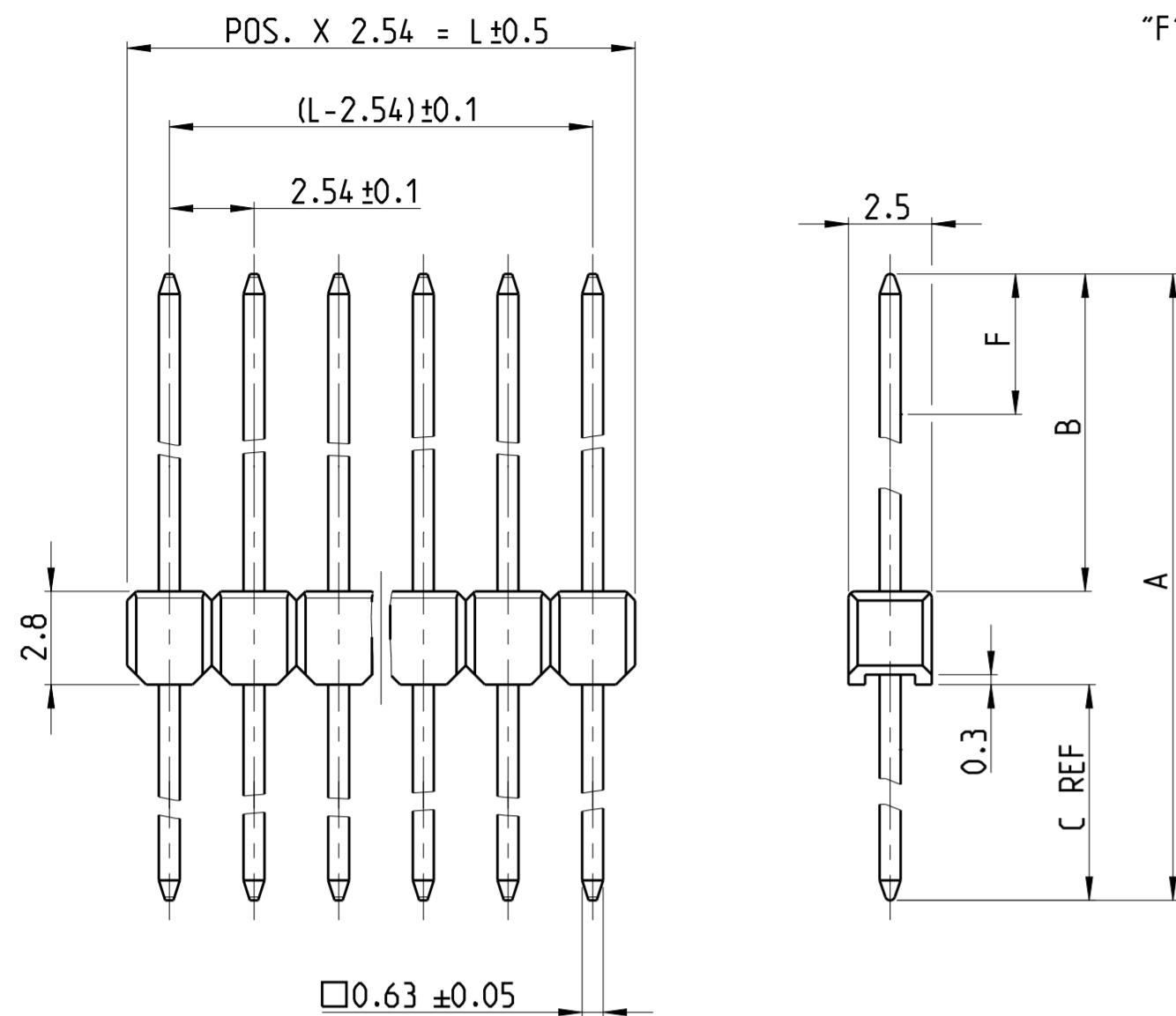


THIS DRAWING IS UNPUBLISHED. RELEASED FOR PUBLICATION 2019
 © COPYRIGHT 2019 BY- TE CONNECTIVITY ALL RIGHTS RESERVED.

REVISIONS				
P	LTR	DESCRIPTION	DATE	APVD
	AC 1	TOLERANCE ADDED FOR DIMENSION 0.63	17JUN2019	SS PS



"F" = GOLD AREA

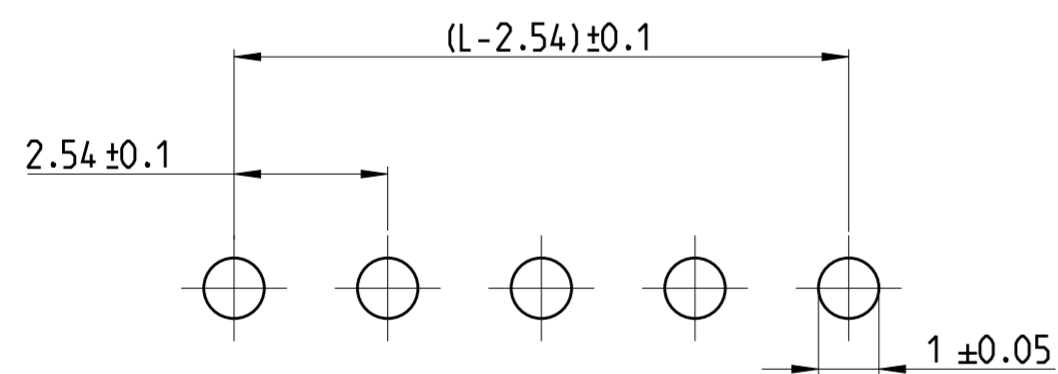
DIMENSION					PART- NO.			PART- NO.			PART- NO.					
A	B	C	F	-	SELECTIVE GOLD PLATED			TIN PLATED			SELECTIVE GOLD PLATED					
					1	5	7	WEIGHT POS. PER ROW			WEIGHT POS. PER ROW			WEIGHT POS. PER ROW		
12.7	6.7	3.2	4.4	-	1	5	7	2	5	7	3	4	7			
12.0	6.7	2.5	4.4	-				8								
11.8	5.8	3.2	4.4	-							8			829070		0.0621 g
11.1	5.8	2.5	4.4	-												
14.0	8.0	3.2	4.4	-												
13.3	8.0	2.5	4.4	-				8								
12.7	6.7	3.2	5.5	-										8	828356	0.0653 g

CONTACT PIN	CuZn	SEE TABLE
PIN HOUSING	PBT GV	SEE TABLE
DESCRIPTION	MATERIAL	FABRE/COLOR/PLATING/SURFACE

NOTES:

- 1 MATING SIDE : AREA "F" MIN 0.7µm PdNi + MIN 0.1µm GOLD OVER 1.27µm NICKEL BY AREA "B"
SOLDER SIDE: MIN 3µm TIN OVER 1.27µm NICKEL
- 2 MATING AND SOLDER SIDE : MIN 3µm TIN OVER 1.27µm NICKEL
- 3 MATING SIDE: AREA "F" 0.13µm GOLD OVER 1.27µm NICKEL BY AREA "B"
SOLDER SIDE: MIN 3µm TIN OVER 1.27µm NICKEL
- 4 COLOR OF HOUSING: GREY
- 5 COLOR OF HOUSING: GREEN
- 6 TOLERANCES NOT CUMULATIVE
- 7 THE NUMBER OF POSITION PER ROW HAS TO BE ADDED TO THE BASE NO. AS A DASH NO.
EG: 2-826629-0 = 20 POSITIONS

THE NUMBER OF POSITIONS PER ROW IS ALSO THE FACTOR FOR THE WEIGHT DETERMINATION
E.G: 20 X 0.0654 g = 1.308 g
- 8 OBSOLETE

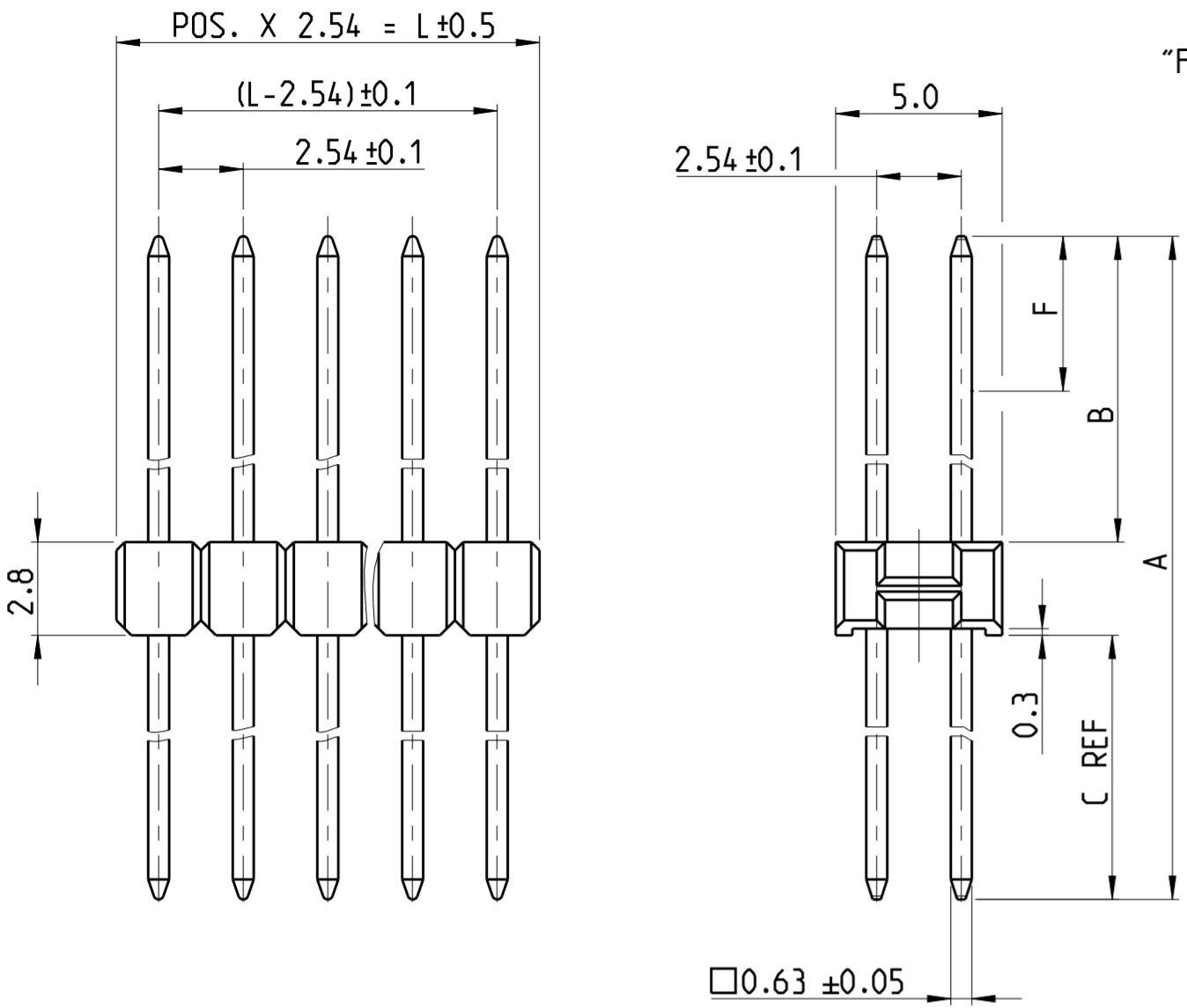


SCALE 8:1
LAYOUT FOR HOLES ON PCB

THIS DRAWING IS A CONTROLLED DOCUMENT.		DWN G.HOLAUS 10NOV1989	TE Connectivity	
DIMENSIONS: mm		CHK SCHAARSCHMIDT M.		
TOLERANCES UNLESS OTHERWISE SPECIFIED: ±0.2mm		APVD -	NAME AMPMODU II PIN HEADER, SINGLE ROW, DUAL ROW, VERTICAL AND RIGHT ANGLE MOUNT	
0 PLC ±		PRODUCT SPEC 108-18012	SIZE CAGE CODE DRAWING NO RESTRICTED TO	
1 PLC ±		APPLICATION SPEC 114-25011	A2 00779 C-826629	
2 PLC ±		WEIGHT -	SCALE 5:1 SHEET 1 OF 4 REV AC 1	
3 PLC ±		CUSTOMER DRAWING		
4 PLC ±				
ANGLES ±				
FINISH -				

THIS DRAWING IS UNPUBLISHED. RELEASED FOR PUBLICATION 2019
 © COPYRIGHT 2019 BY: TE CONNECTIVITY ALL RIGHTS RESERVED.

REVISIONS				
P	LTR	DESCRIPTION	DATE	APVD
		SEE SHEET 1		



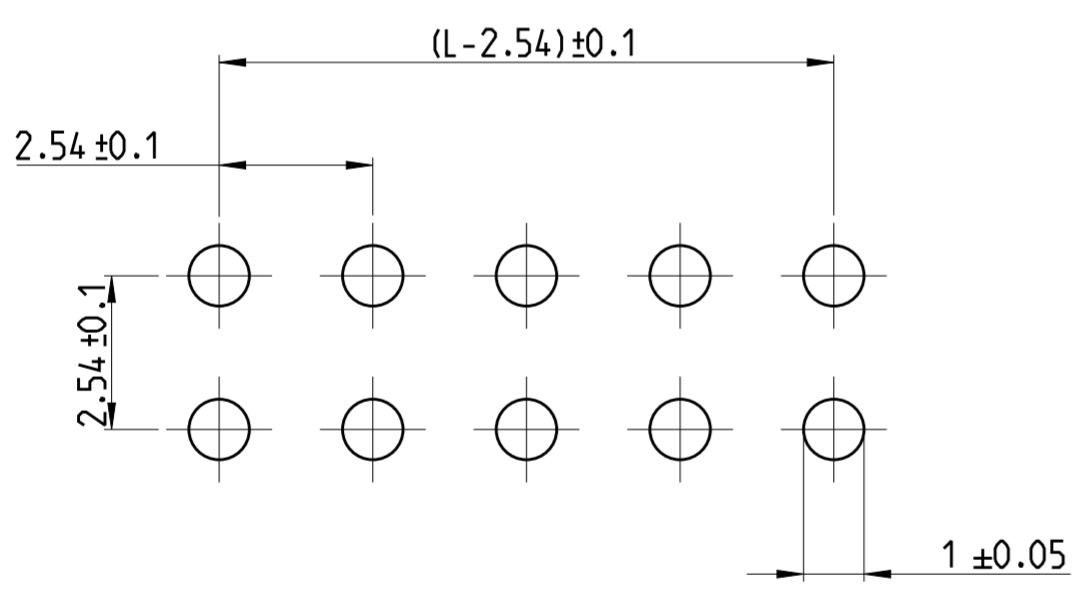
DIMENSION					PART-NO.		PART- NO.		PART- NO.								
					SELECTIVE GOLD PLATED			7	TIN PLATED	7	SELECTIVE GOLD PLATED			7			
A	B	C	F	-	1	5	7	WEIGHT POS. PER ROW	2	5	7	WEIGHT POS. PER ROW	3	4	7	WEIGHT POS. PER ROW	
12.7	6.7	3.2	5.5	-				826632	0.1276 g			826925	0.1279 g			828420	0.1272 g
12.0	6.7	2.5	4.4	-				826633	0.1226 g			826941	0.1229 g				
11.8	5.8	3.2	4.4	-				826656	0.1212 g			826942	0.1217 g			8 828533	0.1209 g
11.1	5.8	2.5	4.4	-				826657	0.1162 g			826943	0.1165 g				
14.0	8.0	3.2	4.4	-				826658	0.1366 g			826944	0.1370 g				
13.3	8.0	2.5	4.4	-				826659	0.1316 g			8 826945	0.1323 g				

CONTACT PIN	CuZn	SEE TABLE
PIN HOUSING	PBT GV	SEE TABLE
DESCRIPTION	MATERIAL	FABRE/COLOR/PLATING/SURFACE

NOTES:

- 1 MATING SIDE : AREA "F" MIN 0.7µm PdNi + MIN 0.1µm GOLD OVER 1.27µm NICKEL BY AREA "B"
SOLDER SIDE: MIN 3µm TIN OVER 1.27µm NICKEL
- 2 MATING AND SOLDER SIDE : MIN 3µm TIN OVER 1.27µm NICKEL
- 3 MATING SIDE: AREA "F" 0.13µm GOLD OVER 1.27µm NICKEL BY AREA "B"
SOLDER SIDE: MIN 3µm TIN OVER 1.27µm NICKEL
- 4 COLOR OF HOUSING: GREY
- 5 COLOR OF HOUSING: GREEN
- 6 TOLERANCES NOT CUMULATIVE
- 7 THE NUMBER OF POSITION PER ROW HAS TO BE ADDED TO THE BASE NO. AS A DASH NO.
EG: 2-826632-0 = 20 POSITIONS

THE NUMBER OF POSITIONS PER ROW IS ALSO THE FACTOR FOR THE WEIGHT DETERMINATION
E.G: 20 X 0.1276 g = 2.552 g
- 8 OBSOLETE

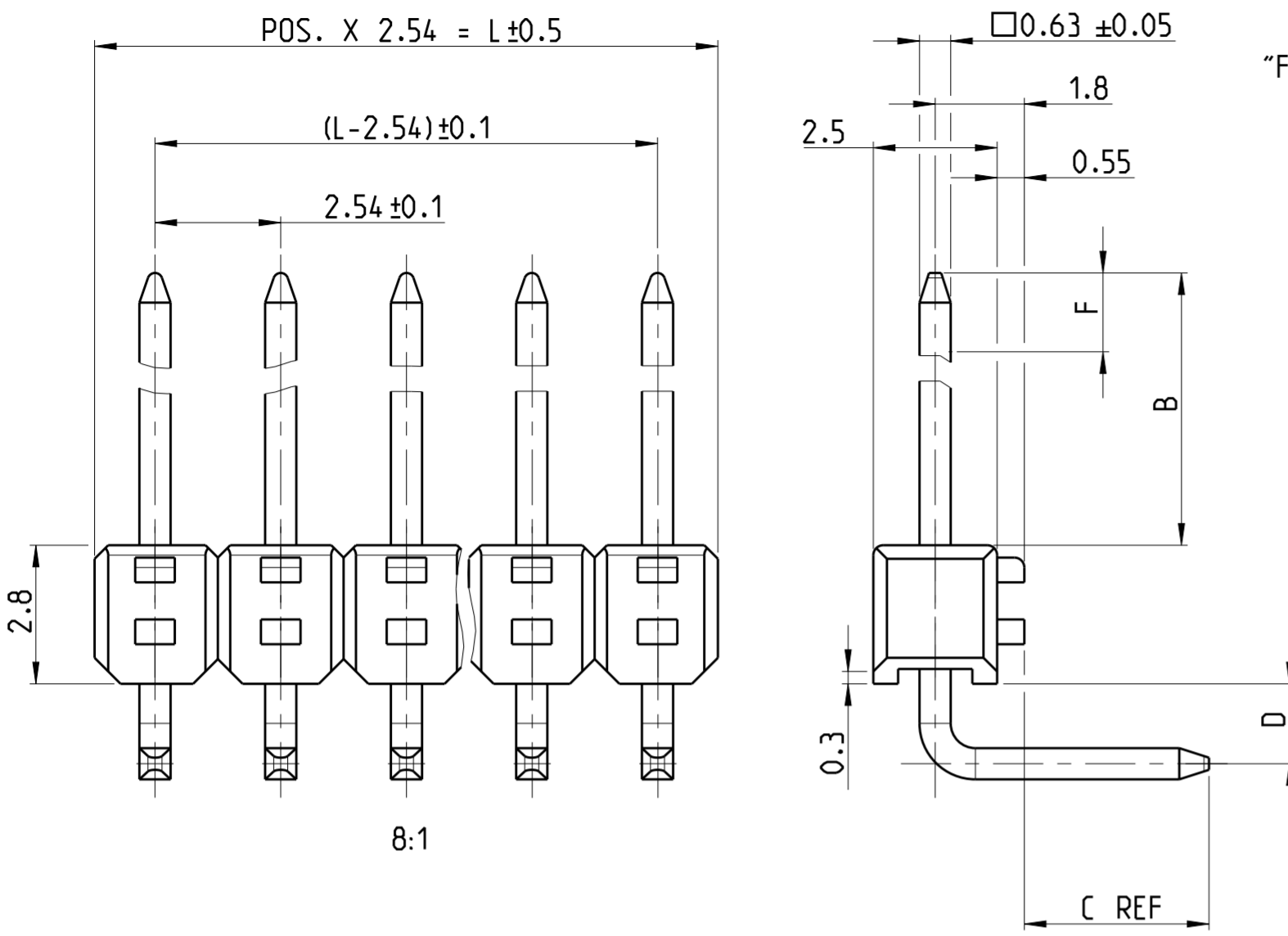


SCALE 8:1
LAYOUT FOR HOLES ON PCB

THIS DRAWING IS A CONTROLLED DOCUMENT.		DWN G.HOLAUS 10NOV1989	TE Connectivity	
DIMENSIONS: mm		CHK SCHAARSCHMIDT M.		
TOLERANCES UNLESS OTHERWISE SPECIFIED: ±0.2mm 6		APVD	NAME AMPMODU II PIN HEADER, SINGLE ROW, DUAL ROW, VERTICAL AND RIGHT ANGLE MOUNT	
0 PLC ±		PRODUCT SPEC 108-18012	SIZE CAGE CODE DRAWING NO RESTRICTED TO	
1 PLC ±		APPLICATION SPEC 114-25011	A2 00779 C-826629	
2 PLC ±		WEIGHT -	SCALE 5:1 SHEET 2 OF 4 REV AC1	
3 PLC ±		CUSTOMER DRAWING		
4 PLC ±				
ANGLES ±				
FINISH -				

THIS DRAWING IS UNPUBLISHED. RELEASED FOR PUBLICATION 2019
 © COPYRIGHT 2019 BY TE CONNECTIVITY ALL RIGHTS RESERVED.

REVISIONS				
P	LTR	DESCRIPTION	DATE	APVD
		SEE SHEET 1		



"F" = GOLD AREA

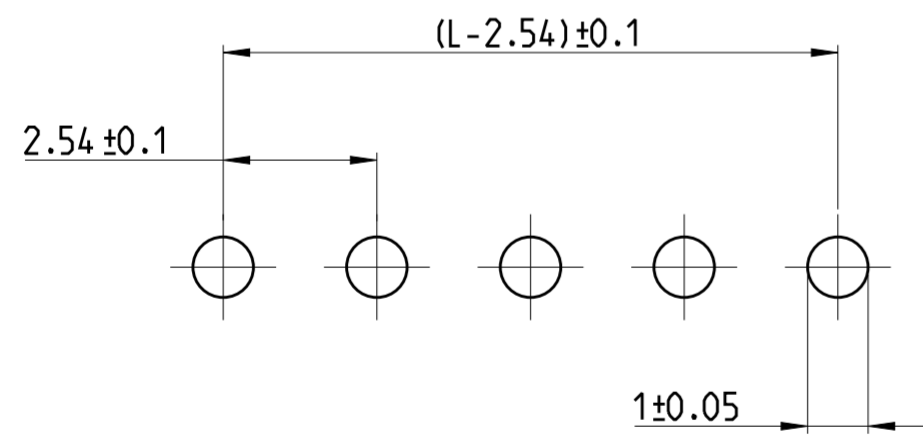
DIMENSION					PART-NO.		PART- NO.		PART- NO.						
					SELECTIVE GOLD PLATED		7	TIN PLATED	7	SELECTIVE GOLD PLATED		7			
B	C	D	F	-	1	5	7	WEIGHT POS. PER ROW	5	7	WEIGHT POS. PER ROW	3	4	7	WEIGHT POS. PER ROW
6.7	3.2	1.3	4.4	-	△	△	△	826631	0.0757 g	826947/2	0.0760 g				
6.7	2.5	1.3	4.4	-				826651	0.0731 g	826948/2	0.0735 g				
5.8	3.2	1.3	4.4	-				826652	0.0726 g	826949/2	0.0728 g	△	829071		0.0726 g
5.8	2.5	1.3	4.4	-				826653	0.0701 g	826950/2	0.0704 g				
8.0	3.2	1.3	4.4	-				826654	0.0803 g	826951/2	0.0807 g				
8.0	2.5	1.3	4.4	-				826655	0.0777 g	△ 826952/10	0.0782 g				
6.7	3.2	1.3	5.5	-				-	-	-	-	△	828419		0.0758 g

CONTACT PIN	CuZn	SEE TABLE
CONTACT PIN	CuSn6 ₉	SEE TABLE
PIN HOUSING	PBT GV	SEE TABLE
DESCRIPTION	MATERIAL	FABRE/COLOR/PLATING/SURFACE

NOTES:

- 1 MATING SIDE : AREA "F" MIN 0.7µm PdNi + MIN 0.1µm GOLD OVER 1.27µm NICKEL BY AREA "B"
SOLDER SIDE: MIN 3µm TIN OVER 1.27µm NICKEL
- 2 MATING AND SOLDER SIDE : MIN 3µm TIN OVER 1.27µm NICKEL
- 3 MATING SIDE: AREA "F" 0.13µm GOLD OVER 1.27µm NICKEL BY AREA "B"
SOLDER SIDE: MIN 3µm TIN OVER 1.27µm NICKEL
- 4 COLOR OF HOUSING: GREY
- 5 COLOR OF HOUSING: GREEN
- 6 TOLERANCES NOT CUMULATIVE
- 7 THE NUMBER OF POSITION PER ROW HAS TO BE ADDED TO THE BASE NO. AS A DASH NO.
EG: 2-826631-0 = 20 POSITIONS

THE NUMBER OF POSITIONS PER ROW IS ALSO THE FACTOR FOR THE WEIGHT DETERMINATION
E.G: 20 X 0.0757 g = 1.514 g
- 8 OBSOLETE
- 10 MATING AND SOLDER SIDE : 2µm TIN OVER 1.27µm NICKEL



SCALE 8:1
LAYOUT FOR HOLES ON PCB

THIS DRAWING IS A CONTROLLED DOCUMENT.		DWN G.HOLAUS 10NOV1989	TE Connectivity	
DIMENSIONS: mm		CHK SCHAARSCHMIDT M.		
TOLERANCES UNLESS OTHERWISE SPECIFIED: ±0.2mm		APVD	NAME AMPMODU II PIN HEADER, SINGLE ROW, DUAL ROW, VERTICAL AND RIGHT ANGLE MOUNT	
0 PLC ±		PRODUCT SPEC	SIZE CAGE CODE DRAWING NO RESTRICTED TO	
1 PLC ±		108-18012	A2 00779 C-826629	
2 PLC ±		APPLICATION SPEC	SCALE 5:1 SHEET 3 OF 4 REV AC1	
3 PLC ±		114-25011		
4 PLC ±		WEIGHT		
ANGLES		CUSTOMER DRAWING		
FINISH				
MATERIAL SEE TABLE				

THIS DRAWING IS UNPUBLISHED. RELEASED FOR PUBLICATION 2019
 © COPYRIGHT 2019 BY: TE CONNECTIVITY ALL RIGHTS RESERVED.

REVISIONS				
P	LTR	DESCRIPTION	DATE	APVD
		SEE SHEET 1		



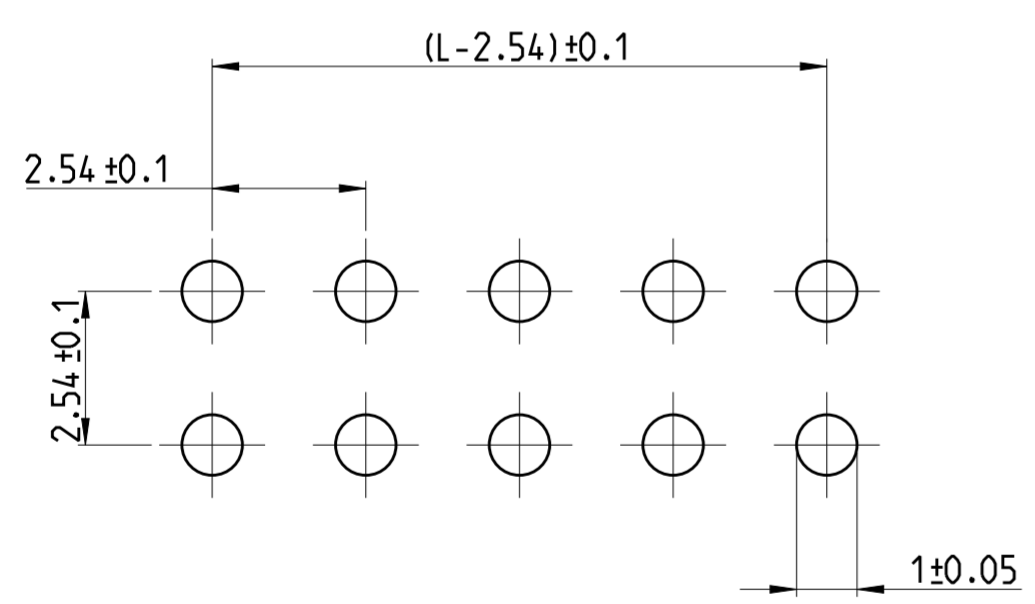
DIMENSION					PART-NO.		PART- NO.		PART- NO.	
					SELECTIVE GOLD PLATED	7	TIN PLATED	7	SELECTIVE GOLD PLATED	7
B	C	D	F	-	1 5 7	WEIGHT POS. PER ROW	2 5 7	WEIGHT POS. PER ROW	3 4 7	WEIGHT POS. PER ROW
6.7	3.2	1.3	4.4	-	826634	0.1646 g	826953	0.1656 g	828418	0.1651 g
6.7	2.5	1.3	4.4	-	826661	0.1597 g	826954	0.1606 g		
5.8	3.2	1.3	4.4	-	826662	0.1587 g	826955	0.1603 g	829072	0.1587 g
5.8	2.5	1.3	4.4	-	826663	0.1538 g	826956	0.1542 g		
8.0	3.2	1.3	4.4	-	826664	0.1741 g	826957	0.1749 g		
8.0	2.5	1.3	4.4	-	826665	0.1687 g	826958	0.1699 g		

CONTACT PIN	CuZn	SEE TABLE
PIN HOUSING	PBT GV	SEE TABLE
DESCRIPTION	MATERIAL	FABRE/COLOR/PLATING/SURFACE

NOTES:

- 1 MATING SIDE : AREA "F" MIN 0.7µm PdNi + MIN 0.1µm GOLD OVER 1.27µm NICKEL BY AREA "B"
SOLDER SIDE: MIN 3µm TIN OVER 1.27µm NICKEL
- 2 MATING AND SOLDER SIDE : MIN 3µm TIN OVER 1.27µm NICKEL
- 3 MATING SIDE: AREA "F" 0.13µm GOLD OVER 1.27µm NICKEL BY AREA "B"
SOLDER SIDE: MIN 3µm TIN OVER 1.27µm NICKEL
- 4 COLOR OF HOUSING: GREY
- 5 COLOR OF HOUSING: GREEN
- 6 TOLERANCES NOT CUMULATIVE
- 7 THE NUMBER OF POSITION PER ROW HAS TO BE ADDED TO THE BASE NO. AS A DASH NO.
EG: 2-826634-0 = 20 POSITIONS

THE NUMBER OF POSITIONS PER ROW IS ALSO THE FACTOR FOR THE WEIGHT DETERMINATION
E.G: 20 X 0.1646 g = 3.292 g
- 8 OBSOLETE



SCALE 8:1
LAYOUT FOR HOLES ON PCB

THIS DRAWING IS A CONTROLLED DOCUMENT.		DWN G.HOLAUS 10NOV1989	TE Connectivity	
DIMENSIONS: mm		CHK SCHAARSCHMIDT M.		
TOLERANCES UNLESS OTHERWISE SPECIFIED: ±0.2mm		APVD -	NAME AMPMODU II PIN HEADER, SINGLE ROW, DUAL ROW, VERTICAL AND RIGHT ANGLE MOUNT	
0 PLC ±		PRODUCT SPEC 108-18012	SIZE CAGE CODE DRAWING NO	
1 PLC ±		APPLICATION SPEC 114-25011	A2 00779 C-826629	
2 PLC ±		WEIGHT -	RESTRICTED TO	
3 PLC ±		CUSTOMER DRAWING	SCALE 5:1 SHEET 4 OF 4 REV AC1	
4 PLC ±				
ANGLES ±				
FINISH -				

X-ON Electronics

Largest Supplier of Electrical and Electronic Components

Click to view similar products for [Headers & Wire Housings](#) category:

Click to view products by [TE Connectivity](#) manufacturer:

Other Similar products are found below :

[892-18-020-10-001101](#) [58102-G61-06LF](#) [582553-1](#) [0009485154](#) [009176003701906](#) [0050291907](#) [LY20-4P-DT1-P1E-BR](#) [02.125.8002.8](#)
[609-3404](#) [61062-3](#) [61082-181009](#) [622-3653LF](#) [63453-116](#) [636-1030](#) [636-1427](#) [636-3427](#) [636-4007](#) [641938-9](#) [641991-4](#) [644827-2](#) [65817-](#)
[010LF](#) [65817-015LF](#) [65863-015LF](#) [66207-023LF](#) [67095-007LF](#) [67601157](#) [68645-018](#) [68648-049](#) [70.362.1628.0](#) [70-4210](#) [70-4226B](#) [70-](#)
[4853B](#) [707-5020](#) [707-5028](#) [71.350.2428.0](#) [71918-208LF](#) [71961-016LF](#) [733-134](#) [733-162](#) [754199-000](#) [760-3052](#) [787-8014-00](#) [79531-3000](#)
[FCN-360C032-B](#) [FCN-367T-T012/H](#) [FCN-723D010/2](#) [80.063.4001.1](#) [800-90-001-10-001000](#) [800-90-010-10-002000](#) [801-43-002-10-013000](#)