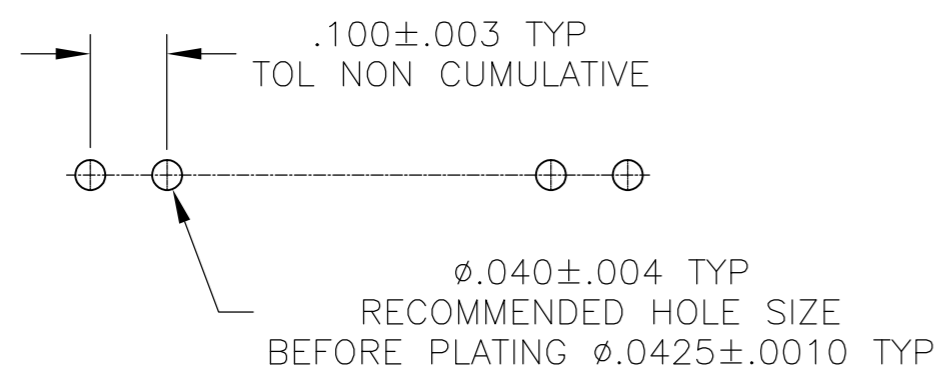
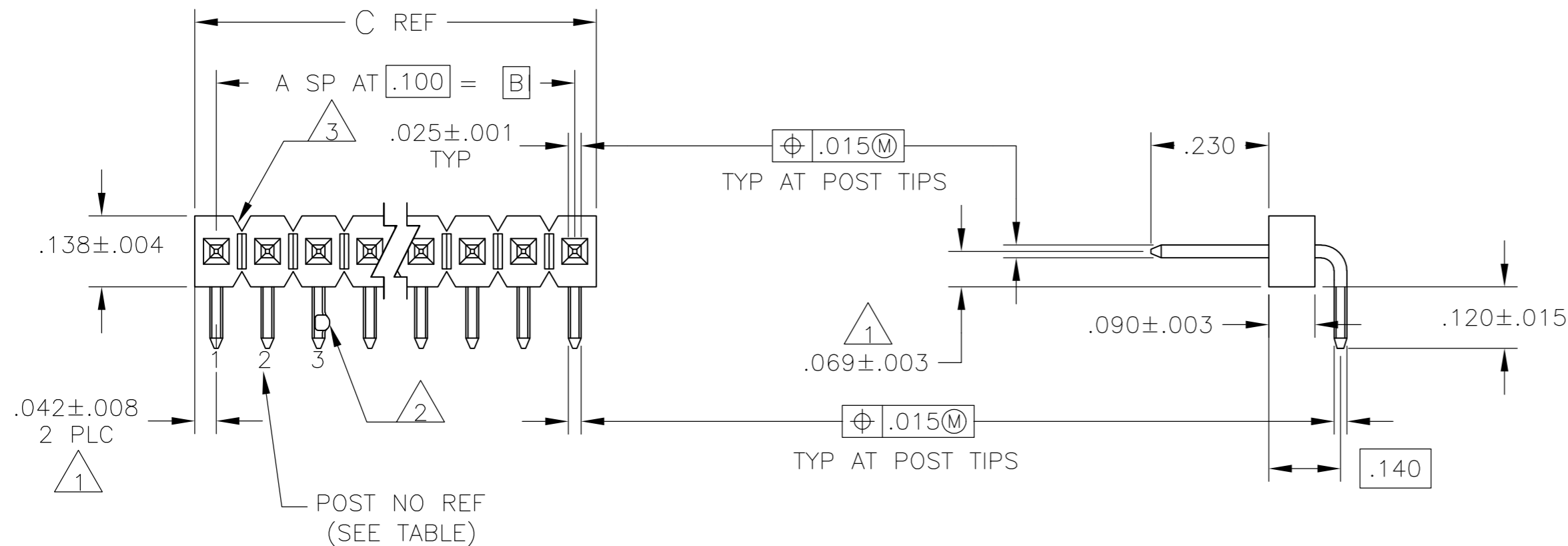


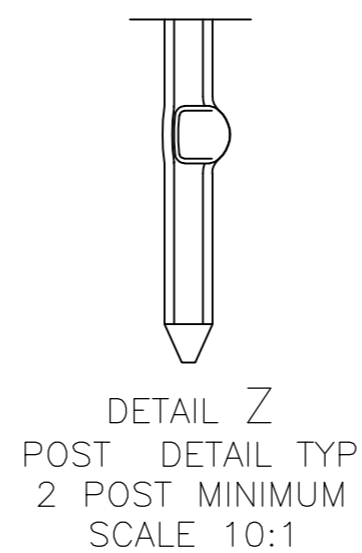
THIS DRAWING IS UNPUBLISHED. RELEASED FOR PUBLICATION
 © COPYRIGHT - By - ALL RIGHTS RESERVED.

LOC		DIST		REVISIONS			
P	LTR	DESCRIPTION		DATE	DWN	APVD	
AD	00	L		REVISED PER ECO-14-000066	26JUN2014	NK	MM

- 1 THE NOTED DIMENSION APPLIES AT THE INTERSECTION OF THE POST AND HOUSING.
- 2 SELECTIVE POSTS ARE FORMED TO PROVIDE CONNECTOR RETENTION TO PC BOARD UNTIL SOLDERED. RETENTION FEATURE IS FOR .055 MINIMUM PC BOARD THICKNESS. SEE DETAIL Z FOR FORM AND TABLE FOR LOCATIONS.
- 3 BREAKAWAY NOTCH ANGLE CAN BE ORIENTED TO THE RIGHT (AS SHOWN) OR TO THE LEFT.
- 4 PARTS TO BE PACKAGED IN TUBES.
- 5 FINISH: .000100-.000200 MATTE TIN LEAD OVER .000050 NICKEL ON ENTIRE POST.
- 6 FINISH: .000100-.000200 BRIGHT TIN OVER .000050 NICKEL ON ENTIRE POST.
- 7 PRELIMINARY PART-NOT RELEASED FOR PRODUCTION.
- 8 FINISH: .000100-.000200 MATTE TIN OVER .000050 NICKEL ON ENTIRE POST.
- 9 OBSOLETE PARTS: OBSOLETE CIS STREAMLINING PER D.RENAUD/D.SINISI.



RECOMMENDED HOLE LAYOUT



THIS DRAWING IS A CONTROLLED DOCUMENT.		DWN	M. PASTAL	4FEB88	STE TE Connectivity																	
DIMENSIONS: INCHES		CHK	R. FEIDT	9FEB88																		
TOLERANCES UNLESS OTHERWISE SPECIFIED:		APVD	M. PASTAL	9FEB88																		
<table border="1"> <tr><td>0 PLC</td><td>±</td><td>-</td></tr> <tr><td>1 PLC</td><td>±</td><td>-</td></tr> <tr><td>2 PLC</td><td>±</td><td>-</td></tr> <tr><td>3 PLC</td><td>±</td><td>.005</td></tr> <tr><td>4 PLC</td><td>±</td><td>-</td></tr> <tr><td>ANGLES</td><td>±</td><td>-</td></tr> </table>		0 PLC	±	-		1 PLC	±	-	2 PLC	±	-	3 PLC	±	.005	4 PLC	±	-	ANGLES	±	-	PRODUCT SPEC	NAME
0 PLC	±	-																				
1 PLC	±	-																				
2 PLC	±	-																				
3 PLC	±	.005																				
4 PLC	±	-																				
ANGLES	±	-																				
MATERIAL: POST : COPPER ALLOY		FINISH	SEE TABLE		APPLICATION SPEC																	
WEIGHT		-		SIZE	A2																	
CUSTOMER DRAWING		SCALE 4:1		CAGE CODE	00779																	
SCALE 4:1		SHEET 1 of 2		DRAWING NO	C=104349																	
RESTRICTED TO		-																				

THIS DRAWING IS UNPUBLISHED. RELEASED FOR PUBLICATION
 © COPYRIGHT - By - ALL RIGHTS RESERVED.

LOC	DIST	REVISIONS					
AD	00	P	LTR	DESCRIPTION	DATE	DWN	APVD
		-		SEE SHEET 1	-	-	-

△4	OBSOLETE	△8	1,2,3,4,26,27,28,29	2.884	2.800	28	29	7-104349-9
	OBSOLETE	△8	1,2,3,4,6,7,8,9	.884	.800	8	9	7-104349-8
		△8	1,2,3,4,37,38,39,40	3.984	3.900	39	40	7-104349-7
	OBSOLETE	△8	1,2,3,4,32,33,34,35	3.484	3.400	34	35	7-104349-6
	OBSOLETE	△8	1,2,3,4,27,28,29,30	2.984	2.900	29	30	7-104349-5
	OBSOLETE	△8	1,2,3,4,23,24,25,26	2.584	2.500	25	26	7-104349-4
	OBSOLETE	△8	1,2,3,4,22,23,24,25	2.484	2.400	24	25	7-104349-3
	OBSOLETE	△8	1,2,3,4,21,22,23,24	2.384	2.300	23	24	7-104349-2
	OBSOLETE	△8	1,2,3,4,20,21,22,23	2.284	2.200	22	23	7-104349-1
	OBSOLETE	△8	1,2,3,4,19,20,21,22	2.184	2.100	21	22	7-104349-0
	OBSOLETE	△8	1,2,3,4,18,19,20,21	2.084	2.000	20	21	6-104349-9
		△8	1,2,3,4,17,18,19,20	1.984	1.900	19	20	6-104349-8
	OBSOLETE	△8	1,2,3,4,16,17,18,19	1.884	1.800	18	19	6-104349-7
	OBSOLETE	△8	1,2,3,4,15,16,17,18	1.784	1.700	17	18	6-104349-6
	OBSOLETE	△8	1,2,3,4,14,15,16,17	1.684	1.600	16	17	6-104349-5
	OBSOLETE	△8	1,2,3,4,13,14,15,16	1.584	1.500	15	16	6-104349-4
	OBSOLETE	△8	1,2,3,4,12,13,14,15	1.484	1.400	14	15	6-104349-3
	OBSOLETE	△8	1,2,3,4,11,12,13,14	1.384	1.300	13	14	6-104349-2
	OBSOLETE	△8	1,2,3,4,10,11,12,13	1.284	1.200	12	13	6-104349-1
	OBSOLETE	△8	1,2,3,4,9,10,11,12	1.184	1.100	11	12	6-104349-0
	OBSOLETE	△8	1,2,3,4,8,9,10,11	1.084	1.000	10	11	5-104349-9
	OBSOLETE	△8	1,2,3,4,7,8,9,10	.984	.900	9	10	5-104349-8
	OBSOLETE	△8	1,2,3,4,6,7,8,9	.884	.800	8	9	5-104349-7
		△8	ALL	.784	.700	7	8	5-104349-6
	OBSOLETE	△8	ALL	.684	.600	6	7	5-104349-5
	OBSOLETE	△8	ALL	.584	.500	5	6	5-104349-4
	OBSOLETE	△8	ALL	.484	.400	4	5	5-104349-3
	OBSOLETE	△8	ALL	.384	.300	3	4	5-104349-2
		△8	ALL	.284	.200	2	3	5-104349-1
	PLATING		HOLD-DOWN POST CONFIGURATION LOCATION	C	B	A	NO OF POSN	ASSEMBLY PART NUMBER

	△6	ALL	.584	.500	5	6	3-104349-0	
△9	OBSOLETE	△5	1,2,3,4,26,27,28,29	2.884	2.800	28	29	2-104349-9
△9	OBSOLETE	△5	1,2,3,4,6,7,8,9	.884	.800	8	9	2-104349-8
		△5	1,2,3,4,37,38,39,40	3.984	3.900	39	40	2-104349-7
△9	OBSOLETE	△5	1,2,3,4,32,33,34,35	3.484	3.400	34	35	2-104349-6
△9	OBSOLETE	△5	1,2,3,4,27,28,29,30	2.984	2.900	29	30	2-104349-5
△9	OBSOLETE	△5	1,2,3,4,23,24,25,26	2.584	2.500	25	26	2-104349-4
△9	OBSOLETE	△5	1,2,3,4,22,23,24,25	2.484	2.400	24	25	2-104349-3
△9	OBSOLETE	△5	1,2,3,4,21,22,23,24	2.384	2.300	23	24	2-104349-2
△9	OBSOLETE	△5	1,2,3,4,20,21,22,23	2.284	2.200	22	23	2-104349-1
△9	OBSOLETE	△5	1,2,3,4,19,20,21,22	2.184	2.100	21	22	2-104349-0
△9	OBSOLETE	△5	1,2,3,4,18,19,20,21	2.084	2.000	20	21	1-104349-9
		△5	1,2,3,4,17,18,19,20	1.984	1.900	19	20	1-104349-8
△9	OBSOLETE	△5	1,2,3,4,16,17,18,19	1.884	1.800	18	19	1-104349-7
△9	OBSOLETE	△5	1,2,3,4,15,16,17,18	1.784	1.700	17	18	1-104349-6
△9	OBSOLETE	△5	1,2,3,4,14,15,16,17	1.684	1.600	16	17	1-104349-5
△9	OBSOLETE	△5	1,2,3,4,13,14,15,16	1.584	1.500	15	16	1-104349-4
△9	OBSOLETE	△5	1,2,3,4,12,13,14,15	1.484	1.400	14	15	1-104349-3
△9	OBSOLETE	△5	1,2,3,4,11,12,13,14	1.384	1.300	13	14	1-104349-2
△9	OBSOLETE	△5	1,2,3,4,10,11,12,13	1.284	1.200	12	13	1-104349-1
△9	OBSOLETE	△5	1,2,3,4,9,10,11,12	1.184	1.100	11	12	1-104349-0
△9	OBSOLETE	△5	1,2,3,4,8,9,10,11	1.084	1.000	10	11	104349-9
△9	OBSOLETE	△5	1,2,3,4,7,8,9,10	.984	.900	9	10	104349-8
△9	OBSOLETE	△5	1,2,3,4,6,7,8,9	.884	.800	8	9	104349-7
		△5	ALL	.784	.700	7	8	104349-6
△9	OBSOLETE	△5	ALL	.684	.600	6	7	104349-5
		△5	ALL	.584	.500	5	6	104349-4
		△5	ALL	.484	.400	4	5	104349-3
		△5	ALL	.384	.300	3	4	104349-2
		△5	ALL	.284	.200	2	3	104349-1
	PLATING		HOLD-DOWN POST CONFIGURATION LOCATION	C	B	A	NO OF POSN	ASSEMBLY PART NUMBER

THIS DRAWING IS A CONTROLLED DOCUMENT.		DWN	M. PASTAL	4FEB88	STE TE Connectivity											
DIMENSIONS: INCHES		CHK	R. FEIDT	9FEB88												
TOLERANCES UNLESS OTHERWISE SPECIFIED:		APVD	M. PASTAL	9FEB88												
<table border="0"> <tr><td>0 PLC</td><td>± -</td></tr> <tr><td>1 PLC</td><td>± -</td></tr> <tr><td>2 PLC</td><td>± -</td></tr> <tr><td>3 PLC</td><td>± .005</td></tr> <tr><td>4 PLC</td><td>± -</td></tr> <tr><td>ANGLES</td><td>± -</td></tr> </table>		0 PLC	± -	1 PLC		± -	2 PLC	± -	3 PLC	± .005	4 PLC	± -	ANGLES	± -	PRODUCT SPEC	NAME
0 PLC	± -															
1 PLC	± -															
2 PLC	± -															
3 PLC	± .005															
4 PLC	± -															
ANGLES	± -															
MATERIAL	FINISH	WEIGHT	SIZE		CAGE CODE	DRAWING NO	RESTRICTED TO									
-	SEE TABLE	-	A2	00779	C=104349	-	-									
CUSTOMER DRAWING				SCALE	4:1	SHEET	2 of 2									
				REV	L											

X-ON Electronics

Largest Supplier of Electrical and Electronic Components

Click to view similar products for [Headers & Wire Housings](#) category:

Click to view products by [TE Connectivity](#) manufacturer:

Other Similar products are found below :

[892-18-020-10-001101](#) [58102-G61-06LF](#) [582553-1](#) [0009485154](#) [009176003701906](#) [0050291907](#) [LY20-4P-DT1-P1E-BR](#) [02.125.8002.8](#)
[609-3404](#) [61062-3](#) [61082-181009](#) [622-3653LF](#) [63453-116](#) [636-1030](#) [636-1427](#) [636-3427](#) [636-4007](#) [641938-9](#) [641991-4](#) [644827-2](#) [65817-010LF](#) [65817-015LF](#) [65863-015LF](#) [66207-023LF](#) [67095-007LF](#) [67601157](#) [68645-018](#) [68648-049](#) [70.362.1628.0](#) [70-4210](#) [70-4226B](#) [70-4853B](#) [707-5020](#) [707-5028](#) [71.350.2428.0](#) [71918-208LF](#) [71961-016LF](#) [733-134](#) [733-162](#) [754199-000](#) [760-3052](#) [787-8014-00](#) [79531-3000](#)
[FCN-360C032-B](#) [FCN-367T-T012/H](#) [FCN-723D010/2](#) [80.063.4001.1](#) [800-90-001-10-001000](#) [800-90-010-10-002000](#) [801-43-002-10-013000](#)