

KHA Series Panel Plug-in Relay

- Compact package
- Two and four pole form C contact arrangements
- Polycarbonate or nylon dust cover
- Various mounting configurations
- Indicator lamp and push-to-reset options available
- Various contact materials available for specific load requirements



Typical applications

Industrial sewing/stitching machines, fitness, elevators, pumps, robotics, solar panels

Approvals

UL E22575; CSA LR15734
Technical data of approved types on request

Contact Data

Contact arrangement	2 form C (2CO), 4 form C (4CO)
Rated voltage	240VAC
Rated current	1-5A
Contact material	Ag, AgCdO, Au-AgNi, Au overlay Ag, Au diffused Ag
Contact style	Single contact or bifurcated crossbar
Min. recommended contact load	
Ag (single contact)	100mA, 12VDC
AgCdO (single contact)	300mA, 12VDC
Au-AgNi (single contact)	10mA, 12VDC
Au overlay Ag (bifurcated crossbar)	Dry circuit
Au diffused Ag (single contact)	50mA, 12VDC
Initial contact resistance	
Ag, AdCdO	100mΩ
Au-AgNi, Au overlay Ag, Au diffused Ag	200mΩ
Frequency of operation	360 ops./hour
Operate/release time max.	13/6ms

Contact ratings

Type	Load	Cycles
UL 508		
Ag	5A, 120VAC, general purpose	
	2.5A, 240VAC, general purpose	
	1/10HP, 120/240VAC	
	180VA, 250VAC, pilot duty	
AgCdO	42VA, 28VDC, pilot duty	
	5A, 240VAC, general purpose	
	5A, 28VDC, resistive	
	1/10HP, 120/240VAC	
Au-AgNi	180VA, 250VAC, pilot duty	
	42VA, 28VDC, pilot duty	
	2A, 120VAC, resistive	
	Au overlay Ag	1A, 120VAC
Au diffused Ag	1A, 30VDC	
	5A, 120VAC, general purpose	
	2.5A, 240VAC, general purpose	
	1/10HP, 120/240VAC	
	180VA, 250VAC, pilot duty	
	42VA, 28VDC, pilot duty	

Note: The relay should only carry ≤15A continuously (all poles combined).
Mechanical endurance 10x10⁶ ops.

Coil Data

Coil voltage range	5 to 240VDC 6 to 240VAC
Coil insulation system according UL	Class B

Coil versions, DC coil

Coil code	Rated voltage VDC	Operate voltage VDC	ReleaseCoil resistance Ω±10%	Rated coil power mW
5	5	3.75	32	800
6	6	4.5	40	900
12	12	9.0	160	900
24	24	18.0	650	850
48	48	36.0	2600	900
110	110	82.5	11000	1100
	220/240		Use 110V relay with series dropping 5W resistor of 11KΩ	

All figures are given for coil without preenergization, at ambient temperature +23°C.

Coil versions, AC coil

Coil code	Rated voltage VAC	Operate voltage VAC	Coil resistance Ω±15%	Rated coil power VA
6	6	5.1	10.5	1.2
12	12	10.2	43	1.2
24	24	20.4	160	1.25
48	48	40.8	668	1.2
120	120	102.0	3900	1.35
240	240	204.0	12000	1.5

All figures are given for coil without preenergization, at ambient temperature +23°C.

Insulation Data

Initial dielectric strength	
between open contacts	1000V _{rms}
between contact and coil	1500V _{rms}
between adjacent contacts	1500V _{rms}
between coil and frame	1500V _{rms}
Initial insulation resistance	
between insulated elements	100MΩ at 500VDC

Other Data

Material compliance:	EU RoHS/ELV, China RoHS, REACH, Halogen content refer to the Product Compliance Support Center at www.te.com/customer-support/rohssupportcenter
Ambient temperature	-45°C to 70°C
Category of environmental protection	IEC 61810
	RTI - dust protected

KHA Series Panel Plug-in Relay (Continued)

Other Data (continued)

Terminal type	solder/plug-in .105" (2.67mm), pcb-tht .112" (2.84mm)
Weight	45g
Packaging/unit	tray/50 pcs., box/250pcs.

Accessories

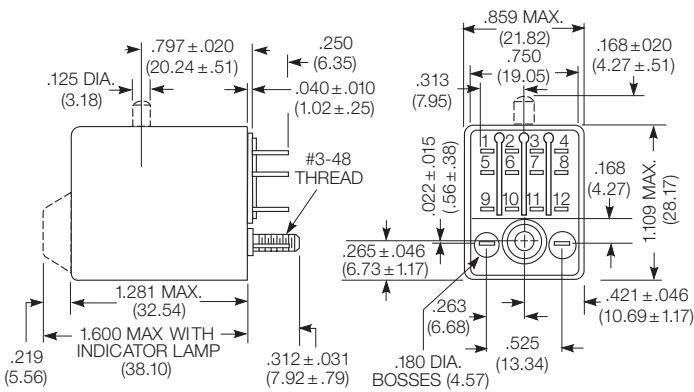
For details see datasheet Sockets and Accessories, KHA Relays

Product Code	Description
27E894	DIN socket (use 20C426 clip)
27E166	Panel/track mount socket (use 20C297 clip)
27E006	Solder/grounding socket (use 20C217 clip)
27E007	PCB/grounding socket (use 20C217 clip)

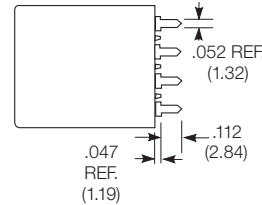
NOTE: Relays with contact current <50mA are not recommended for use in sockets.

Dimensions

KHAU and KHAX types



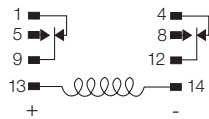
PCB terminals
KHAE and KHAF types



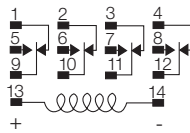
Printed circuit terminal thickness .022 (.558)

Terminal assignment

2 form C



4 form C

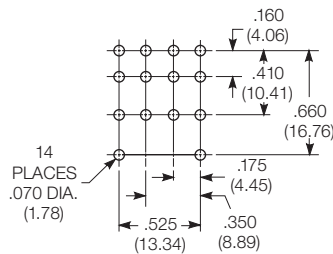


Polarity shown for LED indicator

PCB layout

Bottom view on solder pins

4 pole version



KHA Series Panel Plug-in Relay (Continued)

Product code structure

Typical product code

KHA U -17 A 1 1 B -120

Type

KHA General purpose multi-contact relay
Note: Some KHA models available in KH construction. Specify KH instead of KHA.

Version

- E** Printed circuit terminals, nylon dust cover, contacts rated opposite polarity (UL & CSA)
- U** Solder terminals, clear polycarbonate dust cover, contacts rated same polarity (UL & CSA)
- F** Printed circuit terminals, nylon dust cover, contacts rated same polarity (UL & CSA)
- X** Solder terminals, clear polycarbonate dust cover, contacts rated opposite polarity (UL & CSA)

Contact arrangement

11 2 form C (2CO) **17** 4 form C (4CO)

Coil input

A AC **D** DC

Mounting and termination

- 1** Socket mount, solder terminals on U versions; printed circuit terminals on E versions
 - T** Top flange mount, solder terminals on U versions; printed circuit terminals on E versions
- Note 1: Mounting options with solder terminals and stud on narrow, broad and end side on request

Contact material

- 1** Ag **2** AgCdO
 - 3** Au-AgNi (Note 2) **6** Bifurcated crossbar, Au overlay Ag
 - 8** Au diffused Ag
- Note 2: contact material code 3 is not available with relay version E

Options

- B** Push to test button. (not available on version E relays with 4 form C contacts)
- N** Neon indicator. Only available with version U, 120VAC or 110VDC coils.
- H** Neon indicator and push to test button. Only available with version U, 120VAC or 110VDC coils
- L** LED indicator. Only available with version U, 6-48VAC or VDC coils.
- M** LED indicator and push to test button. Only available with version U, 6-46VAC or VDC coils.

Coil voltage

Coil code: please refer to coil versions table

Product Code	Arrangement	Contact Material	Coil	Terminals	Options	Part Number
KHAU-11A11-120	2 form C, 2 CO	Ag	120VAC	Solder/Plug-in	None	1-1393122-0
KHAU-11D11-24			24VDC			1-1393122-5
KHAE-17D12-24	4 form C, 4 CO	AgCdO		PCB		1393122-1
KHAU-17A11-12		Ag	12VAC	Solder/Plug-in		1-1393122-9
KHAU-17A11-24			24VAC	Solder		2-1393122-1
KHAU-17A11-120			120VAC			2-1393122-0
KHAU-17A11N-120					Indicator	2-1393122-6
KHAU-17A12-120		AgCdO			None	2-1393122-8
KHAU-17A13-120		Au-Ag-Ni				3-1393122-6
KHAU-17A16-24		Bifurcated, Au overlay Ag	24VAC			3-1393122-8
KHAU-17A16-120		Ag	120VAC			3-1393122-7
KHAU-17A18-120		Au diffused Ag				3-1393122-9
KHAU-17D11-6		Ag	6VDC			4-1393122-7
KHAU-17D11-12			12VDC			4-1393122-3
KHAU-17D11-24			24VDC			4-1393122-4
KHAU-17D11-48			48VDC			4-1393122-5
KHAU-17D11-110			110VDC			4-1393122-2
KHAU-17D12-12		AgCdO	12VDC			5-1393122-5
KHAU-17D12-24			24VDC			5-1393122-7
KHAU-17D12-48			48VDC			5-1393122-8
KHAU-17D12-110			110VDC			5-1393122-4
KHAU-17D16-12		Bifurcated, Au overlay Ag	12VDC			7-1393122-0
KHAU-17D16-24			24VDC			7-1393122-1
KHU-17A11N-120		Ag	120VAC		Indicator, Old Const.	2-1393123-8
KHU-17D11-12			12VDC		Old Construction	4-1393123-0
KHU-17D12-24		AgCdO	24VDC			4-1393123-8

X-ON Electronics

Largest Supplier of Electrical and Electronic Components

Click to view similar products for [TE Connectivity](#) manufacturer:

Other Similar products are found below :

[D38999/24FJ4AN](#) [570416-000](#) [CLTEQ-M81CE-SSRELAY-4-20V](#) [4-1195131-0](#) [650069-000](#) [SMD100-2](#) [358838-000](#) [CB-1022B-78](#)
[RM707012](#) [RP410012](#) [MMS42](#) [1-640426-8](#) [2EDL4CM](#) [DTS20W19-11PD-3028-LC](#) [RM202615](#) [NC6-P104-06](#) [MSPS103B](#) [DTS26F21-41HE-LC](#) [DTS26F21-41AE](#) [DTS26F21-41PE-LC](#) [DTS26F21-11SE-3028-LC](#) [30DCB6](#) [1932144-1](#) [293545-4](#) [LVR125S](#) [MS27466T25F4PB](#)
[CKB-38-78010](#) [TR04AI-TINELLOCKRING](#) [1206SFF150F/63-2](#) [D38999/20JB35HA](#) [TE1500A2R2J](#) [D38999/20WC8BB](#) [DTS24F19-11SC-3028-LC](#) [D38999/24WG11HA](#) [D38999/24WG11HN](#) [MS27467T21F11H](#) [DJT16E21-11HA](#) [MS27467T21F35J](#) [MS27467T21F11J](#)
[MS27467T21F16H-LC](#) [MS27467T21F35H](#) [MS27467T21F41H-LC](#) [1206SFH150F/24-2](#) [RP330024](#) [DJT16E21-11PA-LC](#) [DJT16E21-11HA-LC](#) [DJT16E21-11AA](#) [MS27467T21B11JA](#) [DJT16E21-11JA](#) [MS27467T21B11JA-LC](#)