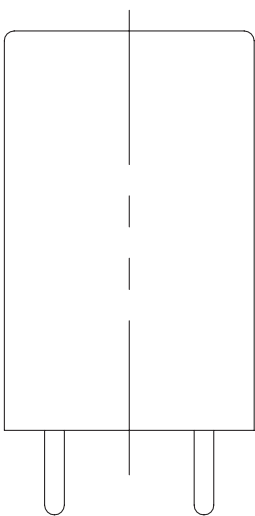
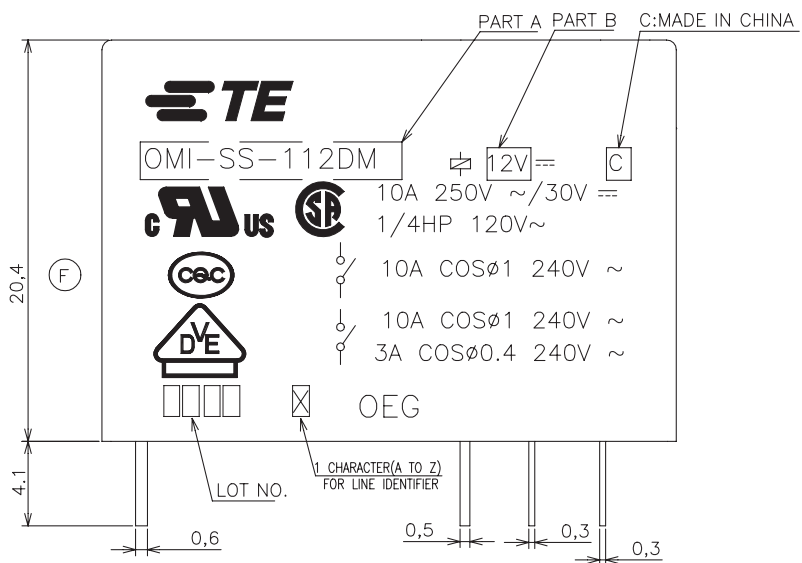
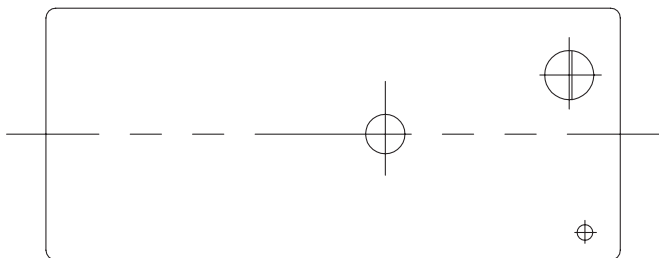
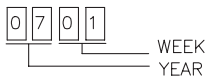


THIS DRAWING IS UNPUBLISHED. RELEASED FOR PUBLICATION
 © COPYRIGHT - By - ALL RIGHTS RESERVED.

LOC		DIST		REVISIONS			
P	LTR	DESCRIPTION	DATE	DWN	APVD		
HB	-	F	BASE MATERIAL CHANGE TO PBT, DIMENSION CHANGE, CANCEL SEMKO MARK.	ECN-21-117512	08-SEP-21	XR.L	K.T



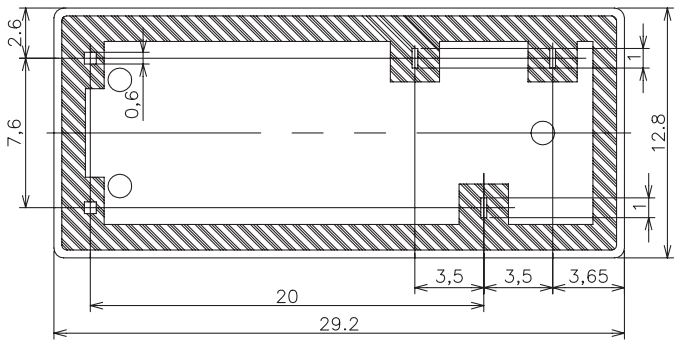
NOTES:
 1.-SS-:PLASTIC SEALED TYPE
 2.LOT NO. SYSTEM AS FOLLOWING:



3.GENERAL TOLERANCE AS FOLLOWING:

TOLERANCE	
0~0.99mm	±0.1
1mm~2.99mm	±0.2
3mmMIN.	±0.3

4.TERMINAL DIMENSION IS NOT INCLUDING SOLDER TIP.
 FOR THE TIN-PLATING OF THE PINS:
 +0.1mm FOR WIDTH,THICKNESS AND DIAMETER.
 +0.5mm FOR LENGTH.



THIS DRAWING IS A CONTROLLED DOCUMENT.		DWN H.SASAKI		TE Connectivity	
DIMENSIONS: mm		CHK Y.OIKAWA			
TOLERANCES UNLESS OTHERWISE SPECIFIED:		APVD A.NAGAI		NAME	
0 PLC ±- 1 PLC ±- 2 PLC ±- 3 PLC ±- 4 PLC ±- ANGLES ±- FINISH		PRODUCT SPEC		OMI -SS-D/L CUSTOMER DRAWING	
MATERIAL		APPLICATION SPEC		SIZE	RESTRICTED TO
		WEIGHT		CAGE CODE	DRAWING NO
		CUSTOMER DRAWING		A300779	©=4-1440000-6
		SCALE		SHEET	REV
		1:1		1 of 2	F

4

3

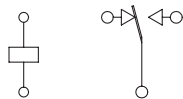
2

1

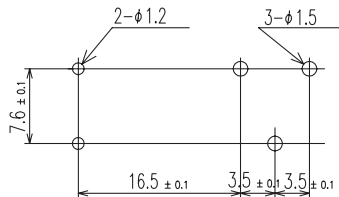
THIS DRAWING IS UNPUBLISHED. RELEASED FOR PUBLICATION
 © COPYRIGHT - By - ALL RIGHTS RESERVED.

LOC		DIST		REVISIONS			
P	LTR	DESCRIPTION	DATE	DWN	APVD		
HB	-						

CONNECTION DIAGRAM (BOTTOM VIEW)



DRILLING DIAGRAM(2/1) (BOTTOM VIEW)



1461385-2	OMI-SS-109D	OMI-SS-109D	9V
6-1440000-4	OMI-SS-148L	OMI-SS-148L	48V
6-1440000-3	OMI-SS-148D	OMI-SS-148D	48V
6-1440000-2	OMI-SS-136D	OMI-SS-136D	36V
6-1440000-0	OMI-SS-124L	OMI-SS-124L	24V
5-1440000-8	OMI-SS-124D	OMI-SS-124D	24V
5-1440000-6	OMI-SS-112L	OMI-SS-112L	12V
5-1440000-4	OMI-SS-112D	OMI-SS-112D	12V
5-1440000-3	OMI-SS-109L	OMI-SS-109L	9V
5-1440000-1	OMI-SS-106L	OMI-SS-106L	6V
5-1440000-0	OMI-SS-106D	OMI-SS-106D	6V
4-1440000-8	OMI-SS-105L	OMI-SS-105L	5V
4-1440000-6	OMI-SS-105D	OMI-SS-105D	5V
TE PART NO	EC TYPE NAME	PART A	PART B

RELAY TYPE

INCOMBUSTIBILITY	TREATMENT	MATERIAL	DESCRIPTION	ITEM
		EPOXY RESIN	RESIN	17
UL94 V-0		PBT	CASE	16
		-	TAPE	15
CLASS E		UEW	MAGNETIC WIRE	14
UL94 V-0		PBT (F)	BASE	13
UL94 V-0		PBT	BOBBIN	12
	SOLDER DIP	CP WIRE	COIL TERMINAL	11
UL94 V-0		PPS	CARD	10
		Ag ALLOY	MOVABLE CONTACT	9
		Ag ALLOY	STATIONARY CONTACT	8
		Cu ALLOY	HINGE SPRING	7
	SOLDER DIP	Cu ALLOY	B TERMINAL	6
	SOLDER DIP	Cu ALLOY	M TERMINAL	5
	SOLDER DIP	Cu ALLOY	MOVABLE SPRING	4
		STEEL	CORE	3
		STEEL	ARMATURE	2
		STEEL	YOKE	1

THIS DRAWING IS A CONTROLLED DOCUMENT.		DWN H.SASAKI		TE Connectivity	
DIMENSIONS: mm		CHK Y.OIKAWA			
TOLERANCES UNLESS OTHERWISE SPECIFIED:		APVD A.NAGAI		NAME	
0 PLC ±- 1 PLC ±- 2 PLC ±- 3 PLC ±- 4 PLC ±- ANGLES ±- FINISH		PRODUCT SPEC		OMI -SS-D/L CUSTOMER DRAWING	
MATERIAL		APPLICATION SPEC		SIZE A3	RESTRICTED TO
		WEIGHT		CAGE CODE 00779	DRAWING NO C=4-1440000-6
		CUSTOMER DRAWING		SCALE 1:1	SHEET 2 OF 2

X-ON Electronics

Largest Supplier of Electrical and Electronic Components

Click to view similar products for [General Purpose Relays](#) category:

Click to view products by [TE Connectivity](#) manufacturer:

Other Similar products are found below :

[PCN-105D3MH,000](#) [59641F200](#) [5JO-1000CD-SIL](#) [LY1SAC110120](#) [5X827E](#) [5X837F](#) [5X840F](#) [5X842F](#) [5X848E](#) [LY2N-AC120](#) [LY2S-AC220/240](#) [LY2-US-AC120](#) [LY3-US-AC120](#) [LY4F-UA-DC12](#) [LY4F-UA-DC24](#) [LY4F-US-AC120](#) [LY4F-US-AC240](#) [LY4F-US-DC24](#) [LY4F-VD-AC110](#) [LYQ20DC12](#) [M115C60](#) [M115N010](#) [M115N0150](#) [6031007G](#) [603-12D](#) [61211T0B4](#) [61212T400](#) [61222Q400](#) [61243B600](#) [61243C500](#) [61243Q400](#) [61311BOA2](#) [61311BOA6](#) [61311BOA8](#) [61311C0A2](#) [61311COA1](#) [61311COA6](#) [61311F0A2](#) [61311QOA1](#) [61311QOA4](#) [61311T0D6](#) [61311TOA6](#) [61311TOA7](#) [61311TOB3](#) [61311TOB4](#) [61311U0A6](#) [61312Q600](#) [61312T400](#) [61312T600](#) [61313U200](#)