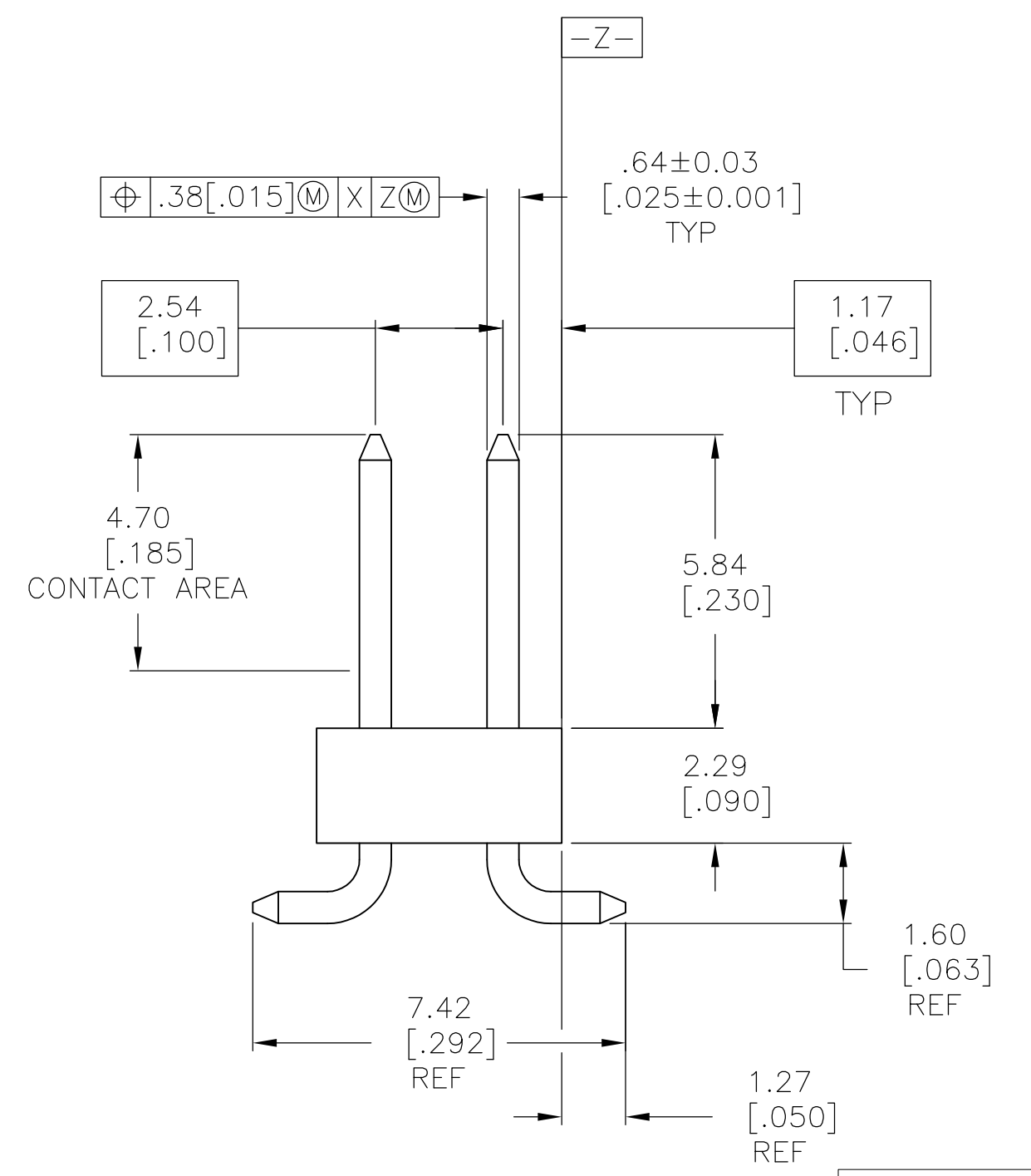
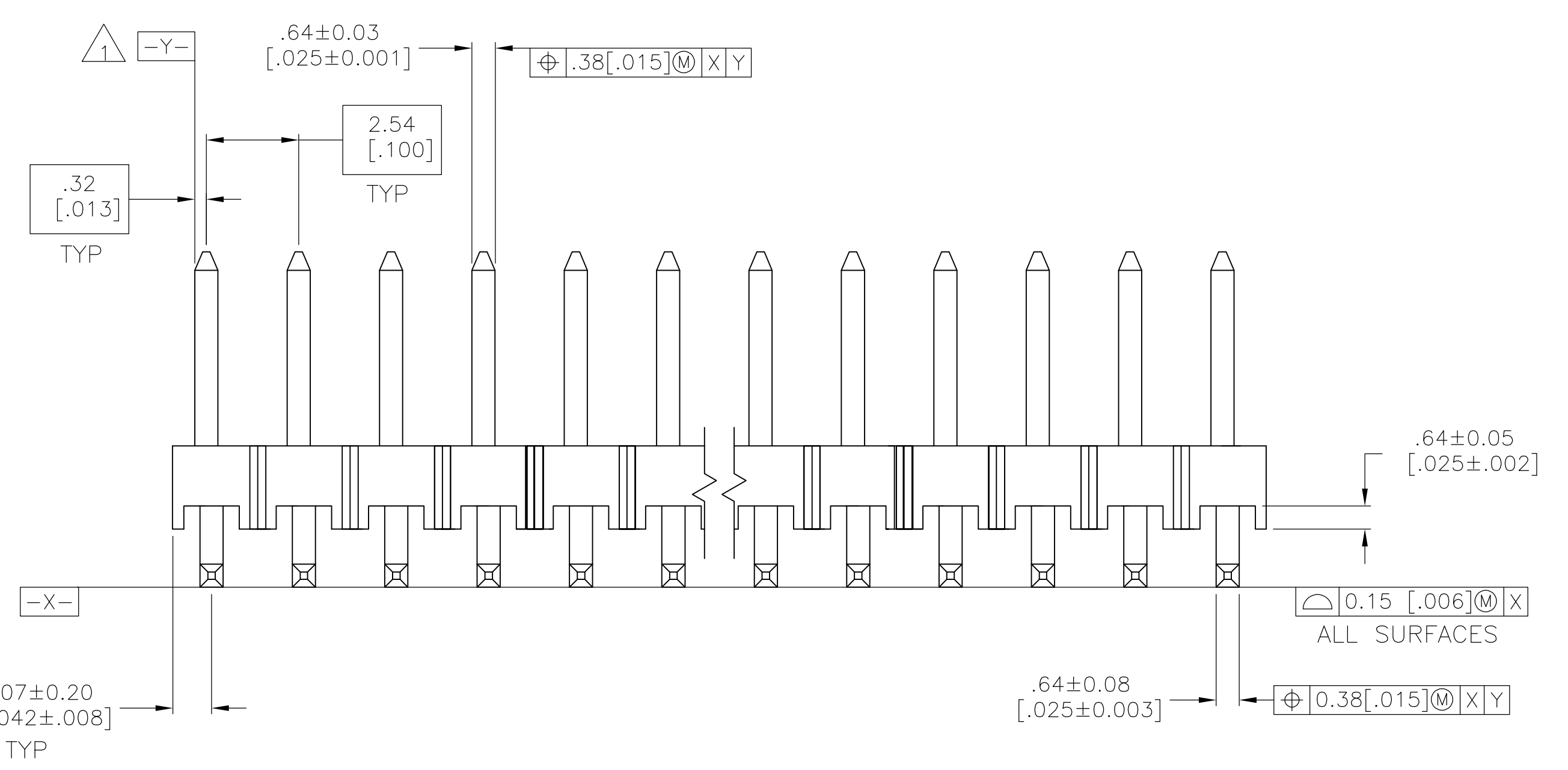
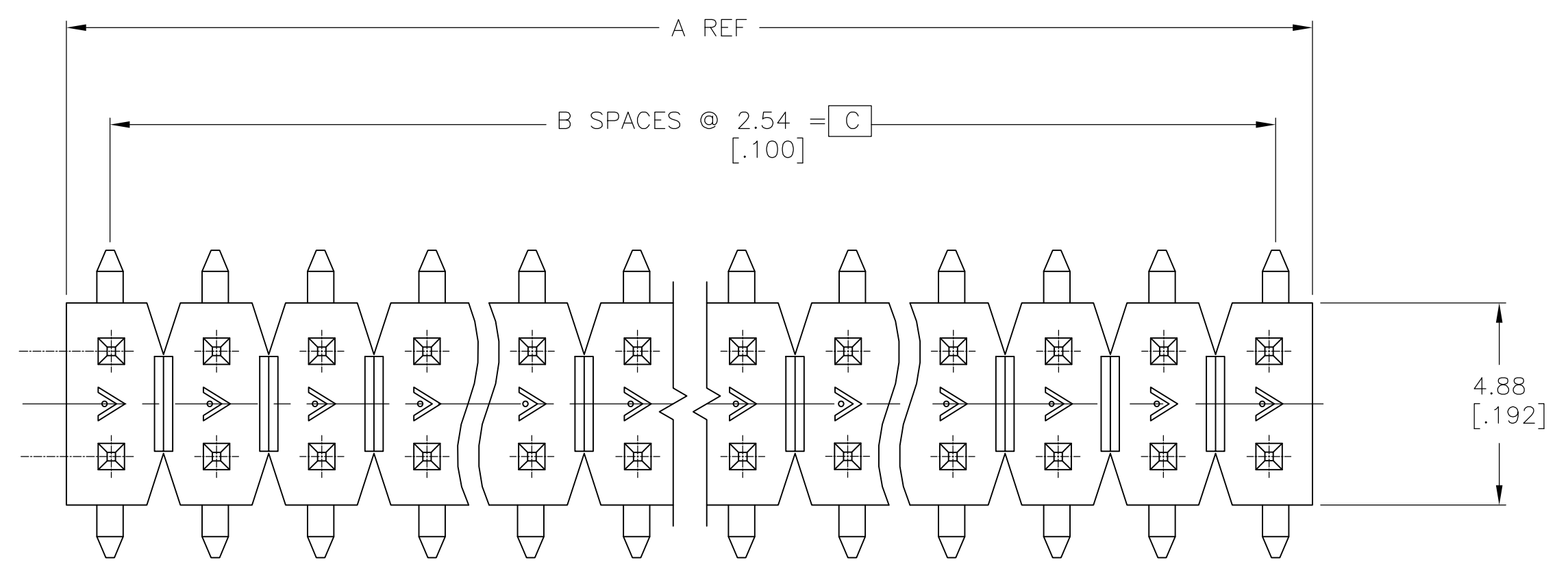
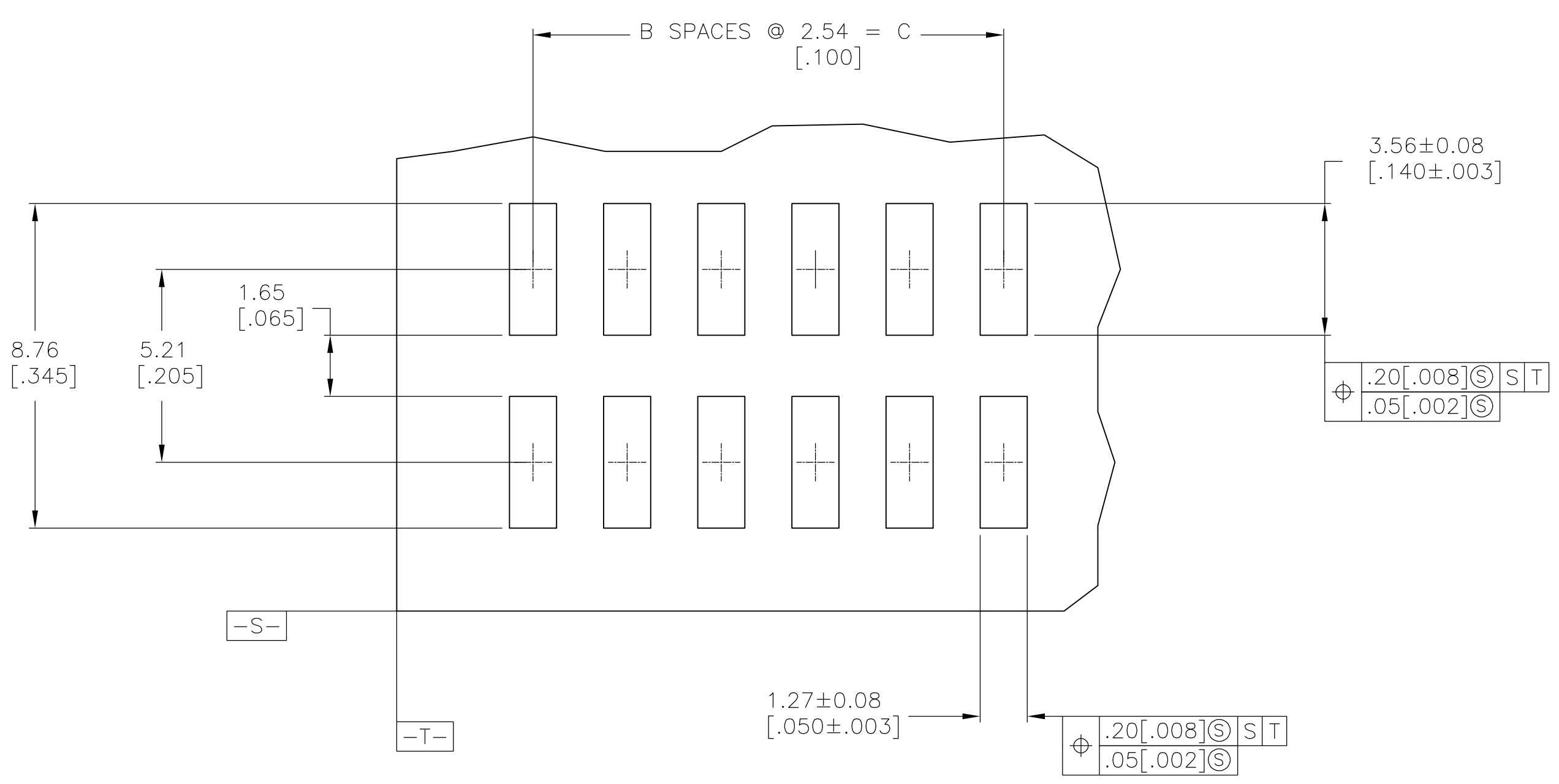


- 1 THE NOTED DIMENSIONS APPLY AT THE INTERSECTION OF THE POST AND THE HOUSING.
- 2 THE NOTED DIMENSION APPLIES FROM THE BASIC DIMENSION (NOT THE POST CENTERLINE) TO THE SURFACE INDICATED.
- 3 0.00254[.000100]-0.00508[.000200] MATTE TIN-LEAD OVER 0.00127[.000050] NICKEL ENTIRE POST.
- 4 HOUSING: LCP, COLOR-BLACK. POSTS: COPPER ALLOY.
- 5 0.00254[.000100]-0.00508[.000200] MATTE TIN OVER 0.00127[.000050] NICKEL ENTIRE POST.
- 6 PRELIMINARY PART - NOT RELEASED FOR PRODUCTION.
- 7 OBSOLETE PARTS: OBSOLETE CIS STREAMLINING PER D.RENAUD/D.SINISI



RECOMMENDED PCB LAYOUT



RECOMMENDED PCB LAYOUT FOR USE WITH .008 THICK STENCIL

REV	DESCRIPTION	DATE	DWN	APVD	
5	33.02 [1.300]	13	35.15 [1.384]	28	6-146134-3
5	30.48 [1.200]	12	32.61 [1.284]	26	6-146134-2
5	27.94 [1.100]	11	30.07 [1.184]	24	6-146134-1
5	25.40 [1.000]	10	27.53 [1.084]	22	6-146134-0
5	22.86 [.900]	9	24.99 [.984]	20	5-146134-9
5	20.32 [.800]	8	22.45 [.884]	18	5-146134-8
5	15.24 [.600]	6	17.37 [.684]	14	5-146134-6
5	12.70 [.500]	5	14.83 [.584]	12	5-146134-5
5	7.62 [.300]	3	9.75 [.384]	8	5-146134-3
5	5.08 [.200]	2	7.21 [.284]	6	5-146134-2
5	2.54 [.100]	1	4.67 [.184]	4	5-146134-1
5	35.56 [1.400]	14	37.69 [1.484]	30	2-146134-1
5	17.78 [.700]	7	19.91 [.784]	16	1-146134-9
5	15.24 [.600]	6	17.37 [.684]	14	1-146134-8
5	10.16 [.400]	4	12.29 [.484]	10	1-146134-7
5	5.08 [.200]	2	7.21 [.284]	6	1-146134-6
3	35.56 [1.400]	14	37.69 [1.484]	30	1-146134-4
3	33.02 [1.300]	13	35.15 [1.384]	28	1-146134-3
3	30.48 [1.200]	12	32.61 [1.284]	26	1-146134-2
3	27.94 [1.100]	11	30.07 [1.184]	24	1-146134-1
3	25.40 [1.000]	10	27.53 [1.084]	22	1-146134-0
3	22.86 [.900]	9	24.99 [.984]	20	146134-9
3	20.32 [.800]	8	22.45 [.884]	18	146134-8
3	17.78 [.700]	7	19.91 [.784]	16	146134-7
3	15.24 [.600]	6	17.37 [.684]	14	146134-6
3	12.70 [.500]	5	14.83 [.584]	12	146134-5
3	10.16 [.400]	4	12.29 [.484]	10	146134-4
3	7.62 [.300]	3	9.75 [.384]	8	146134-3
3	5.08 [.200]	2	7.21 [.284]	6	146134-2
3	2.54 [.100]	1	4.67 [.184]	4	146134-1
PLATING	C	B	A	NO OF POSN	PART NUMBER

7 SUPERCEDED BY 6-146134-3

7 SUPERCEDED BY 6-146134-0

7 OBSOLETE

THIS DRAWING IS A CONTROLLED DOCUMENT.

DIMENSIONS: mm [INCHES]

TOLERANCES UNLESS OTHERWISE SPECIFIED:

0. PLC	±	-
1. PLC	±	-
2. PLC	±	0.13[.005]
3. PLC	±	-
4. PLC	±	-
ANGLES	±	-

MATERIAL: 4 FINISH: SEE TABLE

WEIGHT: -

SIZE: A1

CAGE CODE: 00779

DRAWING NO: 146134

RESTRICTED TO: -

CUSTOMER DRAWING

SCALE: 8:1

SHEET: 1 OF 1

REV: N5

STE TE Connectivity

NAME: SURFACE MOUNT HEADER ASSEMBLY, MOD II, BREAKAWAY, VERTICAL, DOUBLE ROW, .100 X.100 CL, .025 SQ. POST

## X-ON Electronics

Largest Supplier of Electrical and Electronic Components

*Click to view similar products for [Headers & Wire Housings](#) category:*

*Click to view products by [TE Connectivity](#) manufacturer:*

Other Similar products are found below :

[892-18-020-10-001101](#) [58102-G61-06LF](#) [582553-1](#) [0009485154](#) [009176003701906](#) [0050291907](#) [LY20-4P-DT1-P1E-BR](#) [02.125.8002.8](#)  
[609-3404](#) [61062-3](#) [61082-181009](#) [622-3653LF](#) [63453-116](#) [636-1030](#) [636-1427](#) [636-3427](#) [636-4007](#) [641938-9](#) [641991-4](#) [644827-2](#) [65817-](#)  
[010LF](#) [65817-015LF](#) [65863-015LF](#) [66207-023LF](#) [67095-007LF](#) [67601157](#) [68645-018](#) [68648-049](#) [70.362.1628.0](#) [70-4210](#) [70-4226B](#) [70-](#)  
[4853B](#) [707-5020](#) [707-5028](#) [71.350.2428.0](#) [71918-208LF](#) [71961-016LF](#) [733-134](#) [733-162](#) [754199-000](#) [760-3052](#) [787-8014-00](#) [79531-3000](#)  
[FCN-360C032-B](#) [FCN-367T-T012/H](#) [FCN-723D010/2](#) [80.063.4001.1](#) [800-90-001-10-001000](#) [800-90-010-10-002000](#) [801-43-002-10-013000](#)