THIS DRAWING IS UNPUBLISHED. RELEASED FOR PUBLICATION - .- .
© COPYRIGHT - By - ALL RIGHTS RESERVED.

REVISIONS					
P	LTR	DESCRIPTION	DATE	DWN	APVD
	J2	REVISED PER ECO-16-012733	01SEP2018	RS	MM
	J3	REVISED PER ECO-19-004321	22MAR2019	RS	MM

1. ASSEMBLY MAY BE BROKEN TO THE DESIRED NUMBER OF POSITIONS.
2. TRUE POSITION TOLERANCE OF THE POST TIPS APPLIES WHEN THE HEADER IS HELD FLAT AGAINST THE PRINTED CIRCUIT BOARD.
3. THE NOTED DIMENSIONS APPLY AT THE INTERSECTION OF THE POST AND HOUSING.
4. POST PLATING: 0.00254-0.00508[.000100-.000200] MATTE TIN-LEAD OVER 0.00127[.000050] NICKEL ENTIRE POST.
5. HOUSING: LCP, COLOR-BLACK.
6. POST: COPPER ALLOY.
7. POST PLATING: 0.00254-0.00508[.000100-.000200] MATTE TIN OVER 0.00127[.000050] NICKEL ENTIRE POST.
8. OBSOLETE PARTS: OBSOLETE CIS STREAMLINING PER D.RENAUD/D.SINISI.

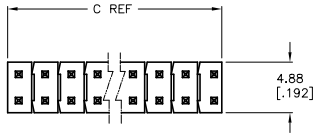

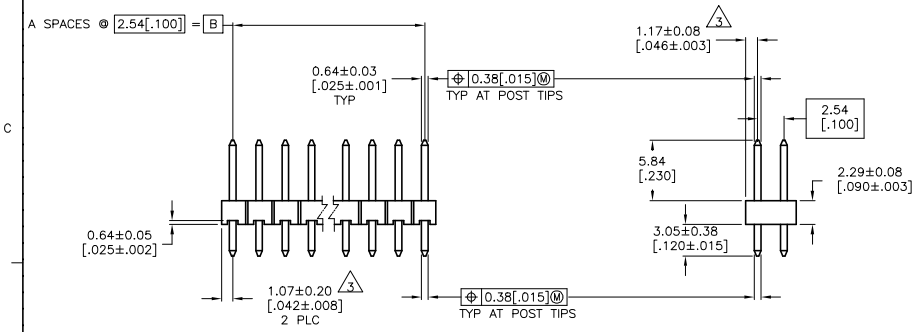

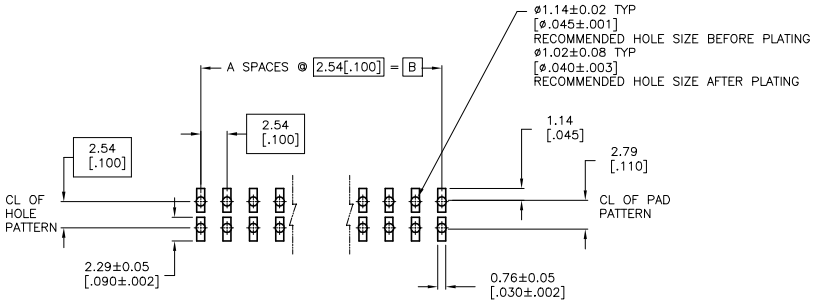

RECOMMENDED PC BOARD MOUNTING DIMENSIONS
FOR .063 [1.60] THICK PC BOARD AND
.012 [.305] STENCIL THICK.

	7	101.19 [3.984]	99.06 [3.900]	39	80	9-146254-0
8	7	98.65 [3.884]	96.52 [3.800]	38	78	~~8-146254-9~~
	7	96.11 [3.784]	93.98 [3.700]	37	76	~~8-146254-8~~
	7	93.57 [3.684]	91.44 [3.600]	36	74	~~8-146254-7~~
	7	91.03 [3.584]	88.90 [3.500]	35	72	8-146254-6
	7	88.49 [3.484]	86.36 [3.400]	34	70	8-146254-5
8	7	85.95 [3.384]	83.82 [3.300]	33	68	~~8-146254-4~~
	7	83.41 [3.284]	81.28 [3.200]	32	66	~~8-146254-3~~
	7	80.87 [3.184]	78.74 [3.100]	31	64	~~8-146254-2~~
	7	78.33 [3.084]	76.20 [3.000]	30	62	~~8-146254-1~~
	7	75.79 [2.984]	73.66 [2.900]	29	60	~~8-146254-0~~
	7	73.25 [2.884]	71.12 [2.800]	28	58	~~7-146254-9~~
	7	70.71 [2.784]	68.58 [2.700]	27	56	~~7-146254-8~~
	7	68.17 [2.684]	66.04 [2.600]	26	54	~~7-146254-7~~
	7	65.63 [2.584]	63.5 [2.500]	25	52	~~7-146254-6~~
	7	63.09 [2.484]	60.96 [2.400]	24	50	~~7-146254-5~~
	7	60.55 [2.384]	58.42 [2.300]	23	48	~~7-146254-4~~
	7	58.01 [2.284]	55.88 [2.200]	22	46	~~7-146254-3~~
	7	55.47 [2.184]	53.34 [2.100]	21	44	~~7-146254-2~~
	7	52.93 [2.084]	50.80 [2.000]	20	42	~~7-146254-1~~
	7	50.39 [1.984]	48.26 [1.900]	19	40	7-146254-0
8	7	47.85 [1.884]	45.72 [1.800]	18	38	~~6-146254-9~~
8	7	45.31 [1.784]	43.18 [1.700]	17	36	~~6-146254-8~~
	7	42.77 [1.684]	40.64 [1.600]	16	34	6-146254-7
8	7	40.23 [1.584]	38.10 [1.500]	15	32	~~6-146254-6~~
	7	37.69 [1.484]	35.56 [1.400]	14	30	~~6-146254-5~~
	7	35.15 [1.384]	33.02 [1.300]	13	28	6-146254-4
	7	32.61 [1.284]	30.48 [1.200]	12	26	6-146254-3
	7	30.07 [1.184]	27.94 [1.100]	11	24	6-146254-2
	7	27.53 [1.084]	25.40 [1.000]	10	22	6-146254-1
	7	24.99 [.984]	22.86 [.900]	9	20	~~6-146254-0~~
8	7	22.45 [.884]	20.32 [.800]	8	18	~~5-146254-9~~
	7	19.91 [.784]	17.78 [.700]	7	16	5-146254-8
	7	17.37 [.684]	15.24 [.600]	6	14	5-146254-7
8	7	14.83 [.584]	12.70 [.500]	5	12	~~5-146254-6~~
	7	12.29 [.484]	10.16 [.400]	4	10	5-146254-5
	7	9.75 [.384]	7.62 [.300]	3	8	5-146254-4
	7	7.21 [.284]	5.08 [.200]	2	6	5-146254-3
	7	4.67 [.184]	2.54 [.100]	1	4	5-146254-2
	7	- [-]	- [-]	0	2	5-146254-1
	PLATING	C	B	A	NO. OF POSITIONS	PART NUMBER

	4	101.19 [3.984]	99.06 [3.900]	39	80	4-146254-0
	4	98.65 [3.884]	96.52 [3.800]	38	78	~~3-146254-9~~
	4	96.11 [3.784]	93.98 [3.700]	37	76	~~3-146254-8~~
	4	93.57 [3.684]	91.44 [3.600]	36	74	~~3-146254-7~~
	4	91.03 [3.584]	88.90 [3.500]	35	72	~~3-146254-6~~
	4	88.49 [3.484]	86.36 [3.400]	34	70	~~3-146254-5~~
	4	85.95 [3.384]	83.82 [3.300]	33	68	~~3-146254-4~~
	4	83.41 [3.284]	81.28 [3.200]	32	66	~~3-146254-3~~
8	4	80.87 [3.184]	78.74 [3.100]	31	64	~~3-146254-2~~
	4	78.33 [3.084]	76.20 [3.000]	30	62	~~3-146254-1~~
OBSOLETE	4	75.79 [2.984]	73.66 [2.900]	29	60	~~3-146254-0~~
	4	73.25 [2.884]	71.12 [2.800]	28	58	~~2-146254-9~~
	4	70.71 [2.784]	68.58 [2.700]	27	56	~~2-146254-8~~
	4	68.17 [2.684]	66.04 [2.600]	26	54	~~2-146254-7~~
	4	65.63 [2.584]	63.5 [2.500]	25	52	~~2-146254-6~~
	4	63.09 [2.484]	60.96 [2.400]	24	50	~~2-146254-5~~
	4	60.55 [2.384]	58.42 [2.300]	23	48	~~2-146254-4~~
	4	58.01 [2.284]	55.88 [2.200]	22	46	~~2-146254-3~~
	4	55.47 [2.184]	53.34 [2.100]	21	44	~~2-146254-2~~
	4	52.93 [2.084]	50.80 [2.000]	20	42	~~2-146254-1~~
8 SUP/BY 7-146254-0	4	50.39 [1.984]	48.26 [1.900]	19	40	~~2-146254-0~~
8 OBSOLETE	4	47.85 [1.884]	45.72 [1.800]	18	38	~~1-146254-9~~
	4	45.31 [1.784]	43.18 [1.700]	17	36	~~1-146254-8~~
8 SUP/BY 6-146254-7	4	42.77 [1.684]	40.64 [1.600]	16	34	~~1-146254-7~~
	4	40.23 [1.584]	38.10 [1.500]	15	32	~~1-146254-6~~
8 OBSOLETE	4	37.69 [1.484]	35.56 [1.400]	14	30	~~1-146254-5~~
	4	35.15 [1.384]	33.02 [1.300]	13	28	~~1-146254-4~~
8 SUP/BY 6-146254-3	4	32.61 [1.284]	30.48 [1.200]	12	26	~~1-146254-3~~
8 SUP/BY 6-146254-2	4	30.07 [1.184]	27.94 [1.100]	11	24	~~1-146254-2~~
8 SUP/BY 6-146254-1	4	27.53 [1.084]	25.40 [1.000]	10	22	~~1-146254-1~~
8 SUP/BY 6-146254-0	4	24.99 [.984]	22.86 [.900]	9	20	~~1-146254-0~~
8 OBSOLETE	4	22.45 [.884]	20.32 [.800]	8	18	~~146254-9~~
8 SUP/BY 5-146254-8	4	19.91 [.784]	17.78 [.700]	7	16	~~146254-8~~
8 SUP/BY 5-146254-7	4	17.37 [.684]	15.24 [.600]	6	14	~~146254-7~~
8 OBSOLETE	4	14.83 [.584]	12.70 [.500]	5	12	~~146254-6~~
8 SUP/BY 5-146254-5	4	12.29 [.484]	10.16 [.400]	4	10	~~146254-5~~
8 SUP/BY 5-146254-4	4	9.75 [.384]	7.62 [.300]	3	8	~~146254-4~~
8 SUP/BY 5-146254-3	4	7.21 [.284]	5.08 [.200]	2	6	~~146254-3~~
8 SUP/BY 5-146254-2	4	4.67 [.184]	2.54 [.100]	1	4	~~146254-2~~
8 SUP/BY 5-146254-1	4	- [-]	- [-]	0	2	~~146254-1~~
	PLATING	C	B	A	NO. OF POSITIONS	PART NUMBER

THIS DRAWING IS A CONTROLLED DOCUMENT.

DIMENSIONS: mm

TOLERANCES UNLESS OTHERWISE SPECIFIED: 0 PLC ± – ; 1 PLC ± – ; 2 PLC ± 0.51[.02] ; 3 PLC ± 0.127[.005] ; 4 PLC ± 0.0127[.0005] ; ANGLES ± –

MATERIAL 5 6

FINISH SEE TABLE

DWN R. BROWN 19JAN05
CHK J. GESFORD 19JAN05
APVD J. GESFORD 19JAN05

PRODUCT SPEC –
APPLICATION SPEC –
WEIGHT –

TE Connectivity

NAME: HEADER ASSEMBLY, MOD II, BREAKAWAY, DOUBLE ROW, HIGH TEMPERATURE

SIZE	CAGE CODE	DRAWING NO	RESTRICTED TO
A1	00779	C-146254	–

CUSTOMER DRAWING

SCALE 4:1 SHEET 1 OF 1 REV J3

4805 (1/15)

X-ON Electronics

Largest Supplier of Electrical and Electronic Components

Click to view similar products for Headers & Wire Housings ***category:***

Click to view products by TE Connectivity ***manufacturer:***

Other Similar products are found below :

892-18-020-10-001101 58102-G61-06LF 582553-1 0009485154 009176003701906 0050291907 LY20-4P-DT1-P1E-BR 02.125.8002.8 609-3404 61062-3 61082-181009 622-3653LF 63453-116 636-1030 636-1427 636-3427 636-4007 641938-9 641991-4 644827-2 65817-010LF 65817-015LF 65863-015LF 66207-023LF 67095-007LF 67601157 68645-018 68648-049 70.362.1628.0 70-4210 70-4226B 70-4853B 707-5020 707-5028 71.350.2428.0 71918-208LF 71961-016LF 733-134 733-162 754199-000 760-3052 787-8014-00 79531-3000 FCN-360C032-B FCN-367T-T012/H FCN-723D010/2 80.063.4001.1 800-90-001-10-001000 800-90-010-10-002000 801-43-002-10-013000