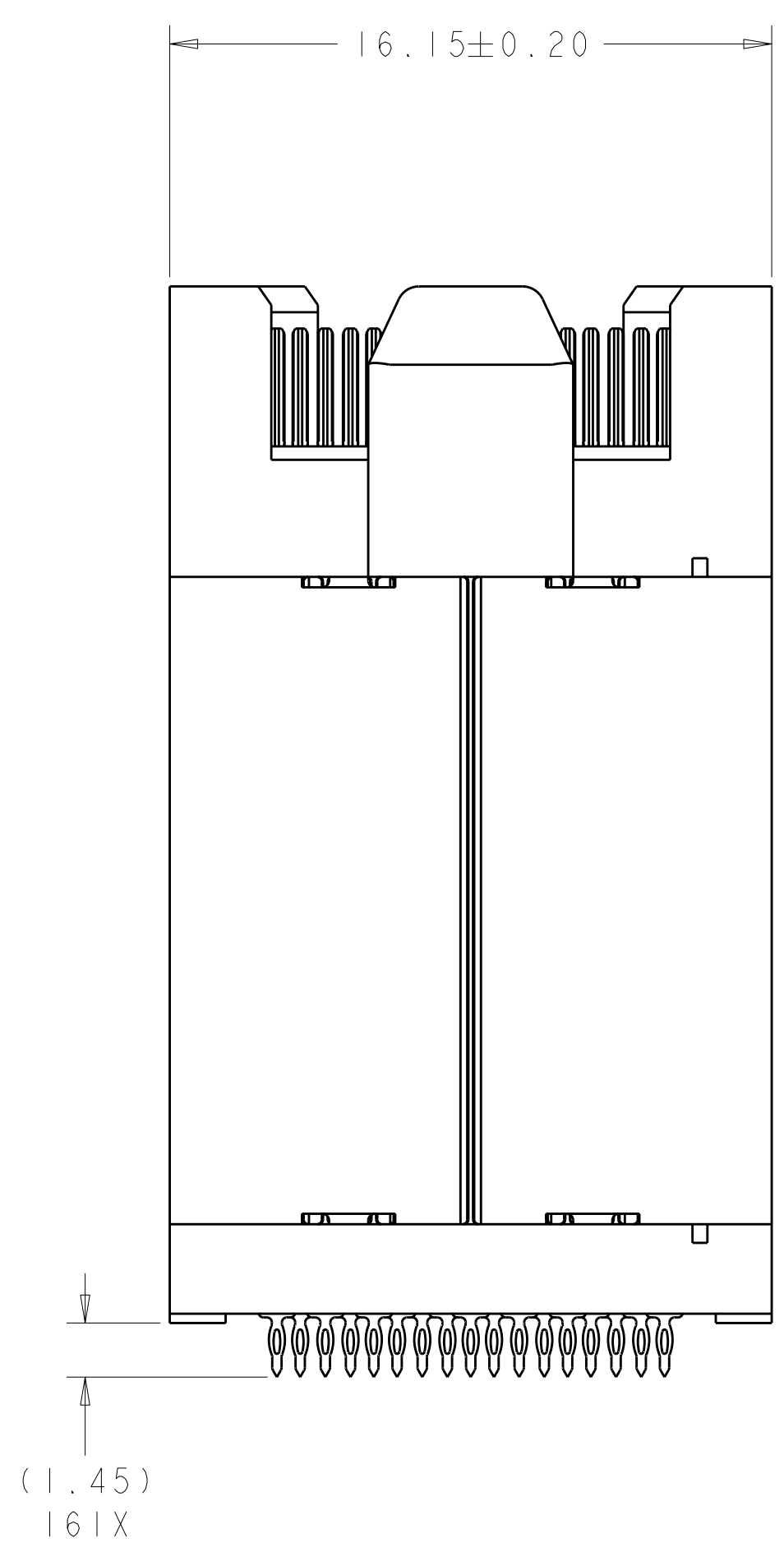
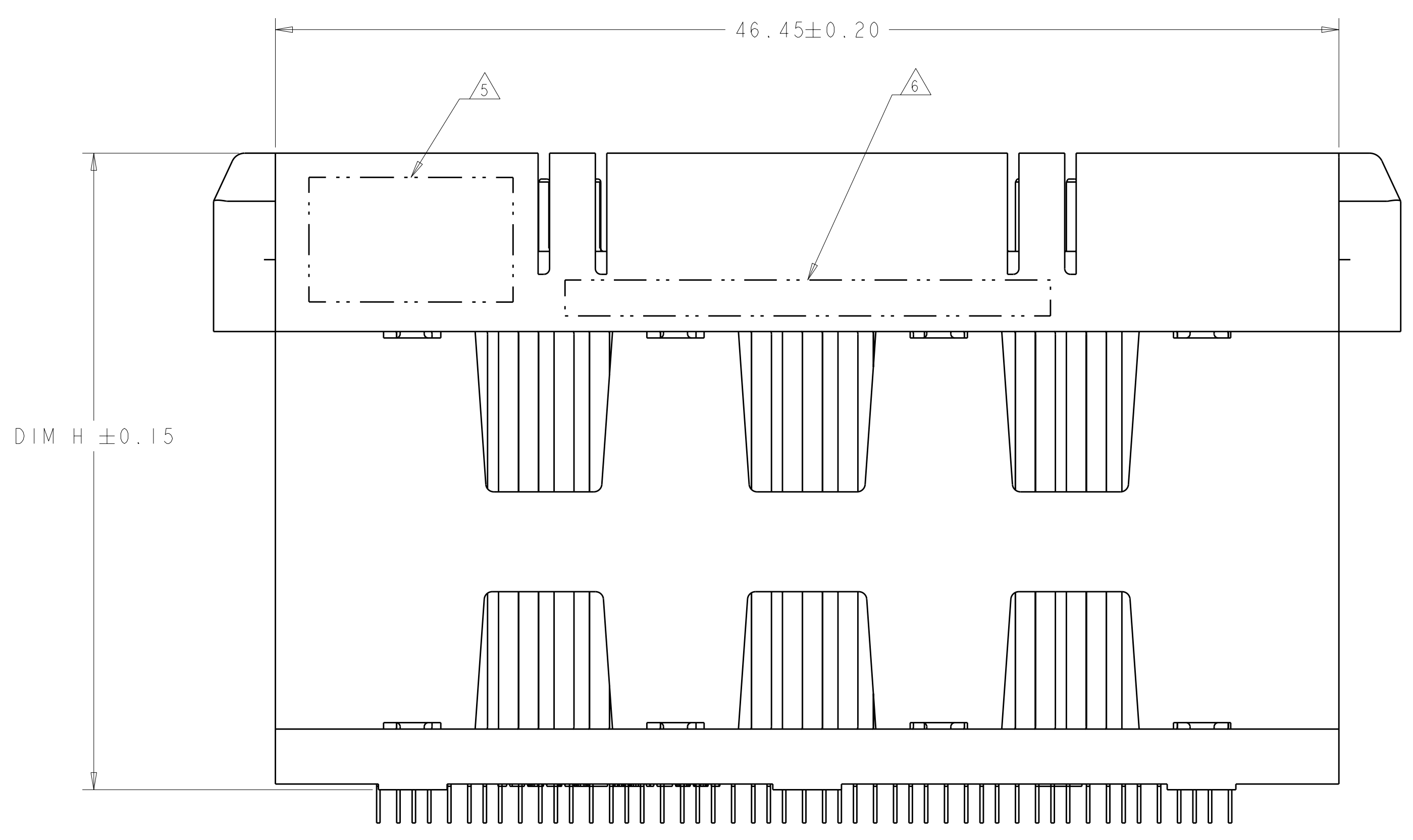
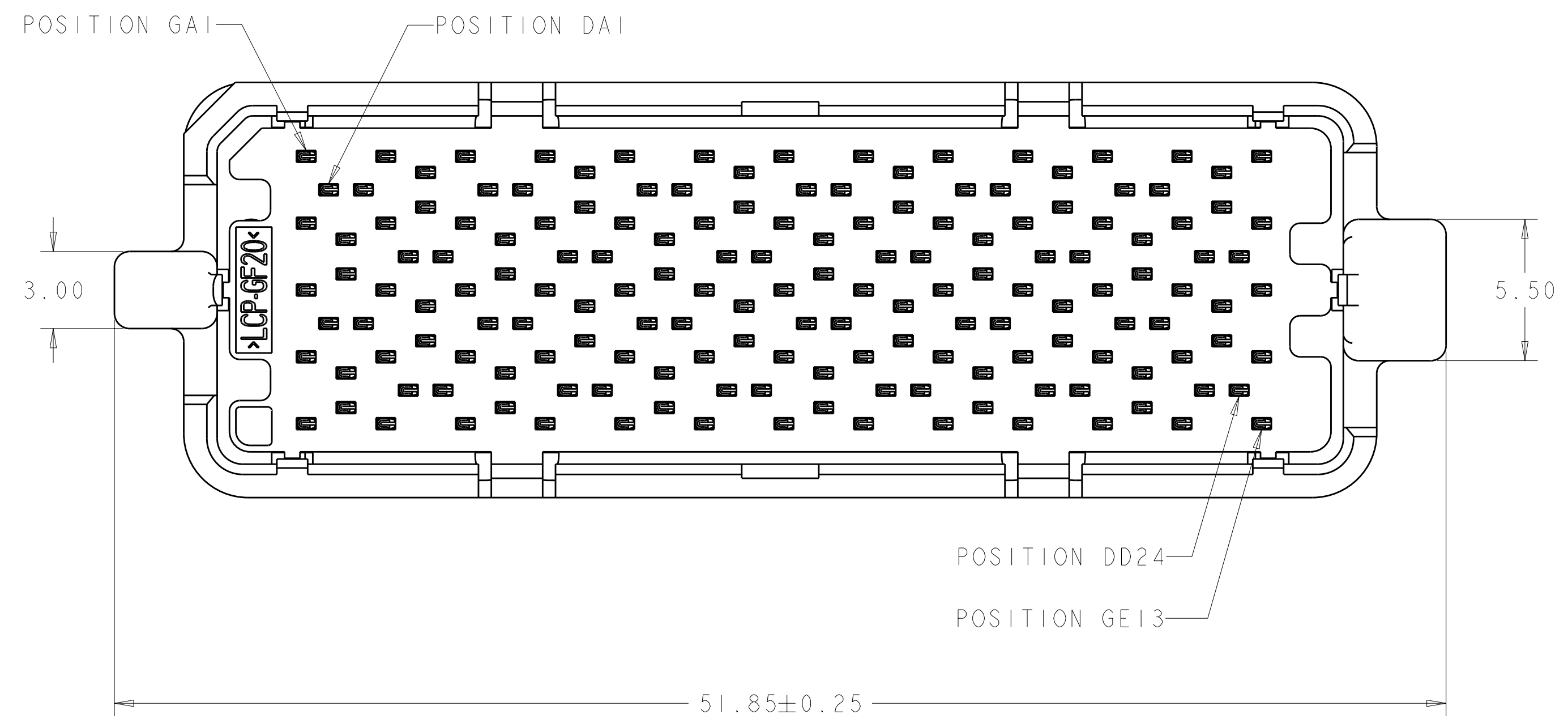


LOC	DIST	REVISIONS			
GP	00	REV	DATE	BY	APPV
		2	14DEC2010	WS	MH
		3	11MAY2012	REH	DT



- △ MATERIAL:
BASE HOUSING, UPPER HOUSING, ORGANIZER,
AND SPACER: THERMOPLASTIC, FLAMMABILITY
RATING UL94 V-0
CONTACT: COPPER ALLOY
- 2. CONFORMS TO THE REQUIREMENTS OF TE PRODUCT
SPECIFICATION, 108-2375; BASED ON TELCORDIA
GR-1217-CORE FOR SYSTEM QUALITY LEVEL III,
APPLICATIONS IN CONTROLLED ENVIRONMENTS
(CENTRAL OFFICE).
SEE TE PRODUCT SPECIFICATION 108-2375 FOR
TEST SEQUENCES.
- △ ROWS GA THRU GE (SHOWN DARKENED) ARE TYPICALLY
USED AS GROUNDS.
- △ SPECIFIED POSITIONAL TOLERANCE DEFINES HOLE TO
HOLE LOCATION WITHIN HOLE PATTERN. POSITIONAL
TOLERANCE OF HOLE PATTERN TO FIDUCIAL MARKS
OR PCB DATUMS SHALL BE DEFINED BY CUSTOMER.
- △ AREA RESERVED FOR TE CONNECTIVITY LOGO.
- △ AREA RESERVED FOR PART NUMBER (X-XXXXXX-X) AND
DATE CODE (YYWW).
- △ USE CENTERLINES INDICATED ON PCB HOLE PATTERN
TO ESTABLISH ALIGNMENT BETWEEN HEADER AND
RECEPTACLE BOARDS.
- △ PLATED THROUGH HOLE REQUIREMENTS:
HOLE SIZE PRIOR TO PLATING = $\varnothing 0.420 \pm 0.013$
COPPER PLATING THICKNESS = 0.038 ± 0.013
CALCULATED FINISHED HOLE SIZE = $\varnothing 0.344 \pm 0.039$
THESE DIMENSIONS APPLY TO THE TOP 1.25mm OF
THE PCB THICKNESS FROM THE CONNECTOR MOUNTING
SIDE.
- △ CONTACT SALES FOR AVAILABILITY OF THIS STACK
HEIGHT.

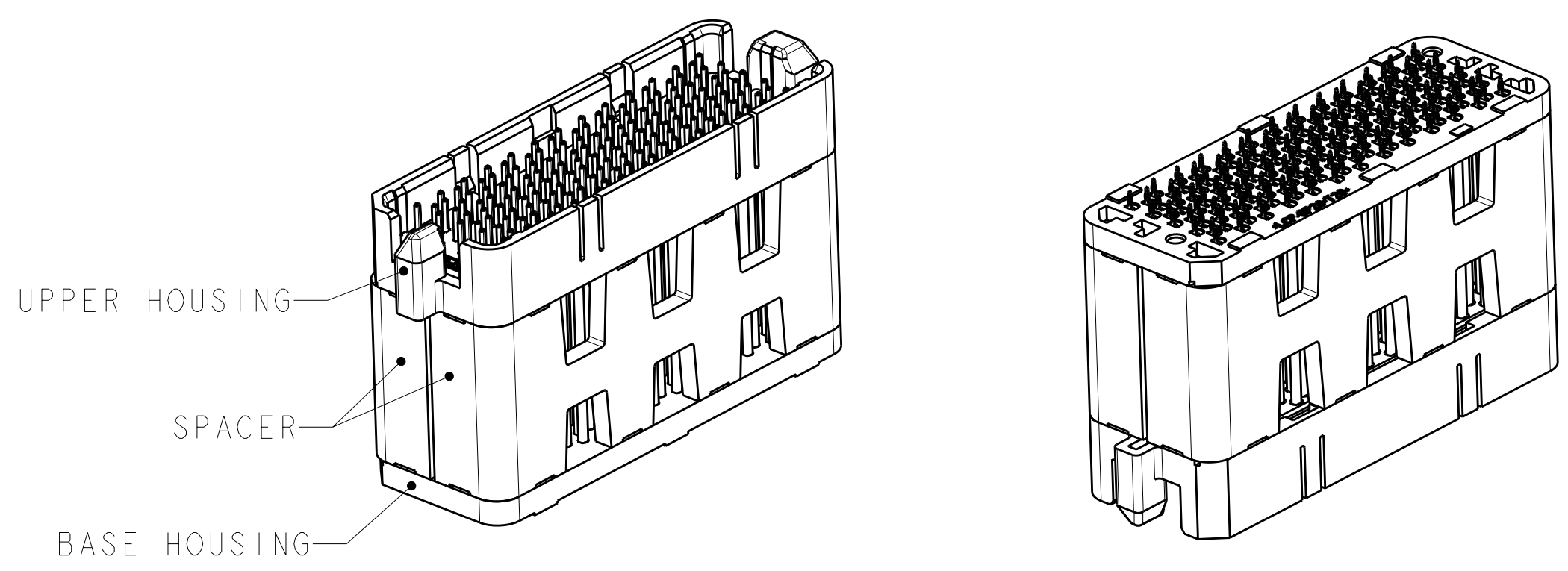
**SIZE 2 HALF-WIDE W/GUIDE POSTS *
48 DIFFERENTIAL PAIRS + GROUNDS
161 TOTAL SIGNAL CONTACTS**

* SIZE 1 AND SIZE 3 ARE ALSO AVAILABLE

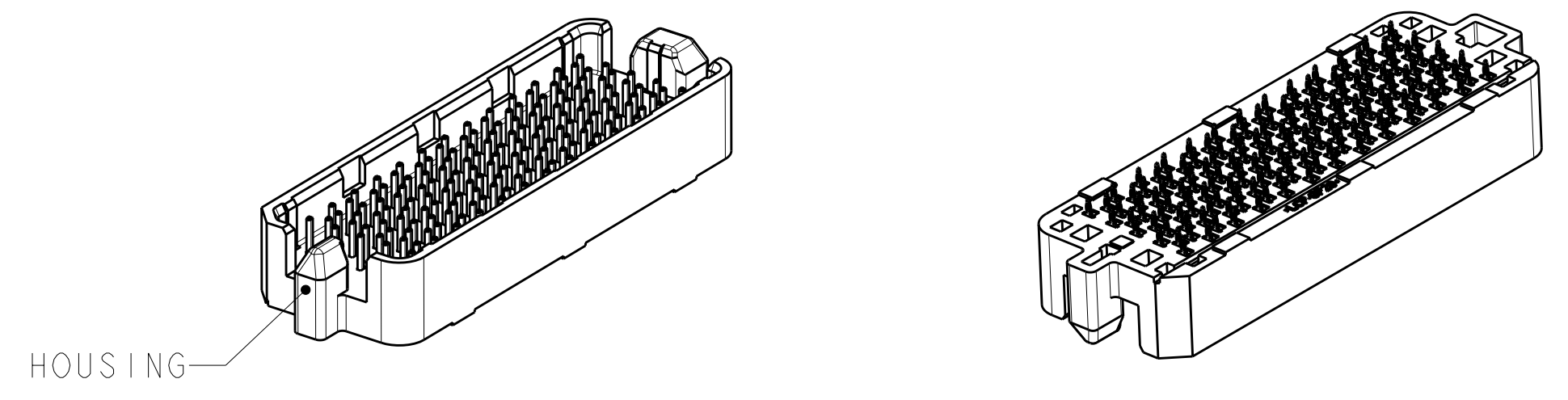
THIS PRODUCT HAS NOT
COMPLETED VALIDATION AND
QUALIFICATION TESTING

THIS DRAWING IS A CONTROLLED DOCUMENT.		OWN HAMNER 25SEP2010	TE Connectivity
DIMENSIONS: mm		CHK D. TROUT 29SEP2010	
TOLERANCES UNLESS OTHERWISE SPECIFIED:		APVD J. FEDDER 29SEP2010	NAME
0 PLC ±		PRODUCT SPEC	HEADER ASSEMBLY, HALF-WIDE, 48/161, STRADA MESA MEZZANINE CONNECTOR
1 PLC ±0.13		APPLICATION SPEC	SIZE CAGE CODE DRAWING NO RESTRICTED TO
2 PLC ±0.013		114-13249	A100779C=2149780
3 PLC ±		WEIGHT	SCALE 6:1 SHEET 1 OF 4 REV 3
4 PLC ±		CUSTOMER DRAWING	
ANGLES ±#1			
FINISH			

LOC	DIST	REV	DATE	BY	APPD
GP	00				
REVISIONS			DESCRIPTION	DATE	BY
			SEE SHEET 1		



ISOMETRIC VIEW
 TYPICAL CONFIGURATION FOR 14mm THRU 42mm
 28mm SHOWN
 SCALE 2:1



ISOMETRIC VIEWS
 TYPICAL CONFIGURATION FOR 8mm THRU 13mm
 8mm SHOWN
 SCALE 2:1

9	41.8	42mm	MATTE Sn	9-2149780-2
9	40.8	41mm	MATTE Sn	9-2149780-1
9	39.8	40mm	MATTE Sn	9-2149780-0
9	38.8	39mm	MATTE Sn	8-2149780-9
9	37.8	38mm	MATTE Sn	8-2149780-8
9	36.8	37mm	MATTE Sn	8-2149780-7
9	35.8	36mm	MATTE Sn	8-2149780-6
9	34.8	35mm	MATTE Sn	8-2149780-5
9	33.8	34mm	MATTE Sn	8-2149780-4
9	32.8	33mm	MATTE Sn	8-2149780-3
9	31.8	32mm	MATTE Sn	8-2149780-2
9	30.8	31mm	MATTE Sn	8-2149780-1
9	29.8	30mm	MATTE Sn	8-2149780-0
9	28.8	29mm	MATTE Sn	7-2149780-9
9	27.8	28mm	MATTE Sn	7-2149780-8
9	26.8	27mm	MATTE Sn	7-2149780-7
9	25.8	26mm	MATTE Sn	7-2149780-6
9	24.8	25mm	MATTE Sn	7-2149780-5
9	23.8	24mm	MATTE Sn	7-2149780-4
9	22.8	23mm	MATTE Sn	7-2149780-3
9	21.8	22mm	MATTE Sn	7-2149780-2
9	20.8	21mm	MATTE Sn	7-2149780-1
9	19.8	20mm	MATTE Sn	7-2149780-0
9	18.8	19mm	MATTE Sn	6-2149780-9
9	17.8	18mm	MATTE Sn	6-2149780-8
9	16.8	17mm	MATTE Sn	6-2149780-7
9	15.8	16mm	MATTE Sn	6-2149780-6
9	14.8	15mm	MATTE Sn	6-2149780-5
9	13.8	14mm	MATTE Sn	6-2149780-4
9	12.8	13mm	MATTE Sn	6-2149780-3
9	11.8	12mm	MATTE Sn	6-2149780-2
YES	10.8	11mm	MATTE Sn	6-2149780-1
9	9.8	10mm	MATTE Sn	6-2149780-0
9	8.8	9mm	MATTE Sn	5-2149780-9
9	7.8	8mm	MATTE Sn	5-2149780-8
TOOLED	DIM H	STACK HEIGHT	CONTACT TAIL PLATING	PART NUMBER

9	41.8	42mm	Sn/Pb	4-2149780-2
9	40.8	41mm	Sn/Pb	4-2149780-1
9	39.8	40mm	Sn/Pb	4-2149780-0
9	38.8	39mm	Sn/Pb	3-2149780-9
9	37.8	38mm	Sn/Pb	3-2149780-8
9	36.8	37mm	Sn/Pb	3-2149780-7
9	35.8	36mm	Sn/Pb	3-2149780-6
9	34.8	35mm	Sn/Pb	3-2149780-5
9	33.8	34mm	Sn/Pb	3-2149780-4
9	32.8	33mm	Sn/Pb	3-2149780-3
9	31.8	32mm	Sn/Pb	3-2149780-2
9	30.8	31mm	Sn/Pb	3-2149780-1
9	29.8	30mm	Sn/Pb	3-2149780-0
9	28.8	29mm	Sn/Pb	2-2149780-9
9	27.8	28mm	Sn/Pb	2-2149780-8
9	26.8	27mm	Sn/Pb	2-2149780-7
9	25.8	26mm	Sn/Pb	2-2149780-6
9	24.8	25mm	Sn/Pb	2-2149780-5
9	23.8	24mm	Sn/Pb	2-2149780-4
9	22.8	23mm	Sn/Pb	2-2149780-3
9	21.8	22mm	Sn/Pb	2-2149780-2
9	20.8	21mm	Sn/Pb	2-2149780-1
9	19.8	20mm	Sn/Pb	2-2149780-0
9	18.8	19mm	Sn/Pb	1-2149780-9
9	17.8	18mm	Sn/Pb	1-2149780-8
9	16.8	17mm	Sn/Pb	1-2149780-7
9	15.8	16mm	Sn/Pb	1-2149780-6
9	14.8	15mm	Sn/Pb	1-2149780-5
9	13.8	14mm	Sn/Pb	1-2149780-4
9	12.8	13mm	Sn/Pb	1-2149780-3
9	11.8	12mm	Sn/Pb	1-2149780-2
YES	10.8	11mm	Sn/Pb	1-2149780-1
9	9.8	10mm	Sn/Pb	1-2149780-0
9	8.8	9mm	Sn/Pb	2149780-9
9	7.8	8mm	Sn/Pb	2149780-8
TOOLED	DIM H	STACK HEIGHT	CONTACT TAIL PLATING	PART NUMBER

THIS DRAWING IS A CONTROLLED DOCUMENT.

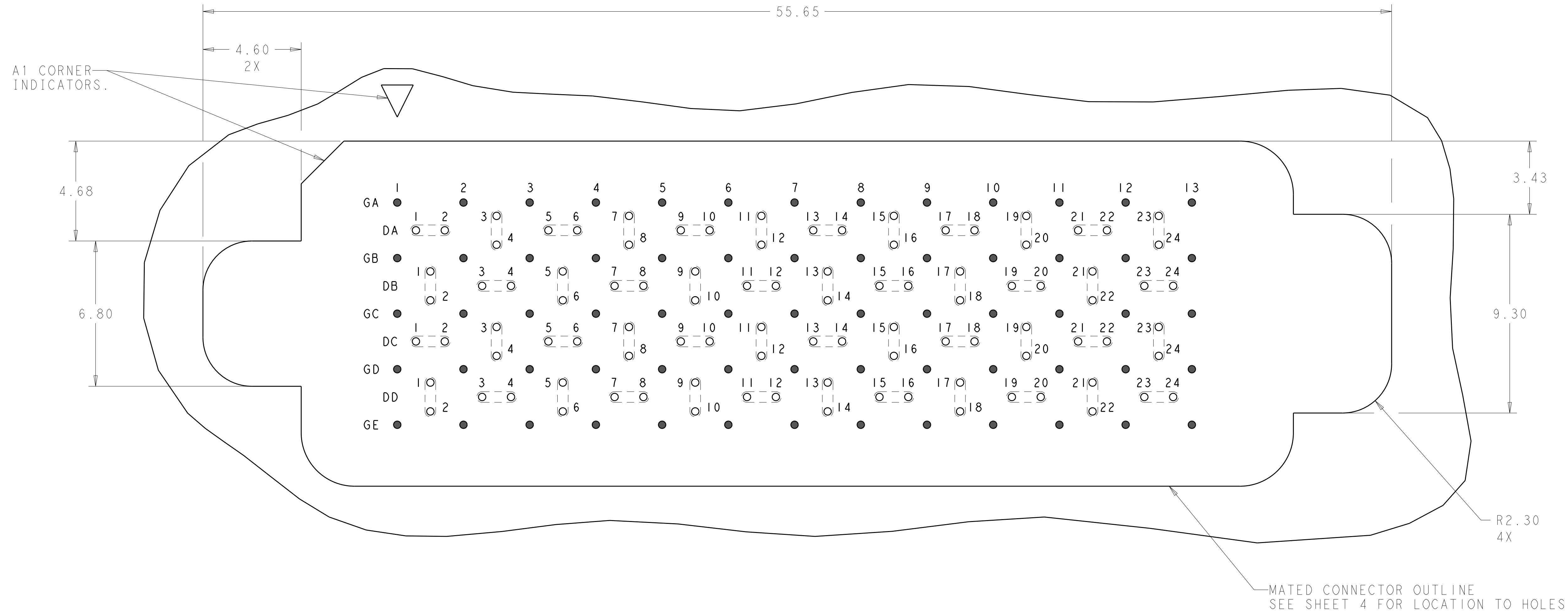
DIMENSIONS: mm
 TOLERANCES UNLESS OTHERWISE SPECIFIED:
 9 PLC ±.13
 5 PLC ±0.013
 4 PLC ±.
 ANGLES ±.
 FINISH #1

DWG: HAMNER 25SEP2010
 CHK: D. TROUT 29SEP2010
 APVD: FEDDER 29SEP2010

STE TE Connectivity
 PRODUCT SPEC: 108-2375
 APPLICATION SPEC: 114-13249
 WEIGHT: -
 CUSTOMER DRAWING

NAME: HEADER ASSEMBLY, HALF-WIDE, 48/161, STRADA MESA MEZZANINE CONNECTOR
 SIZE: A100779C=2149780
 SCALE: 6:1 SHEET 2 OF 4 REV 3

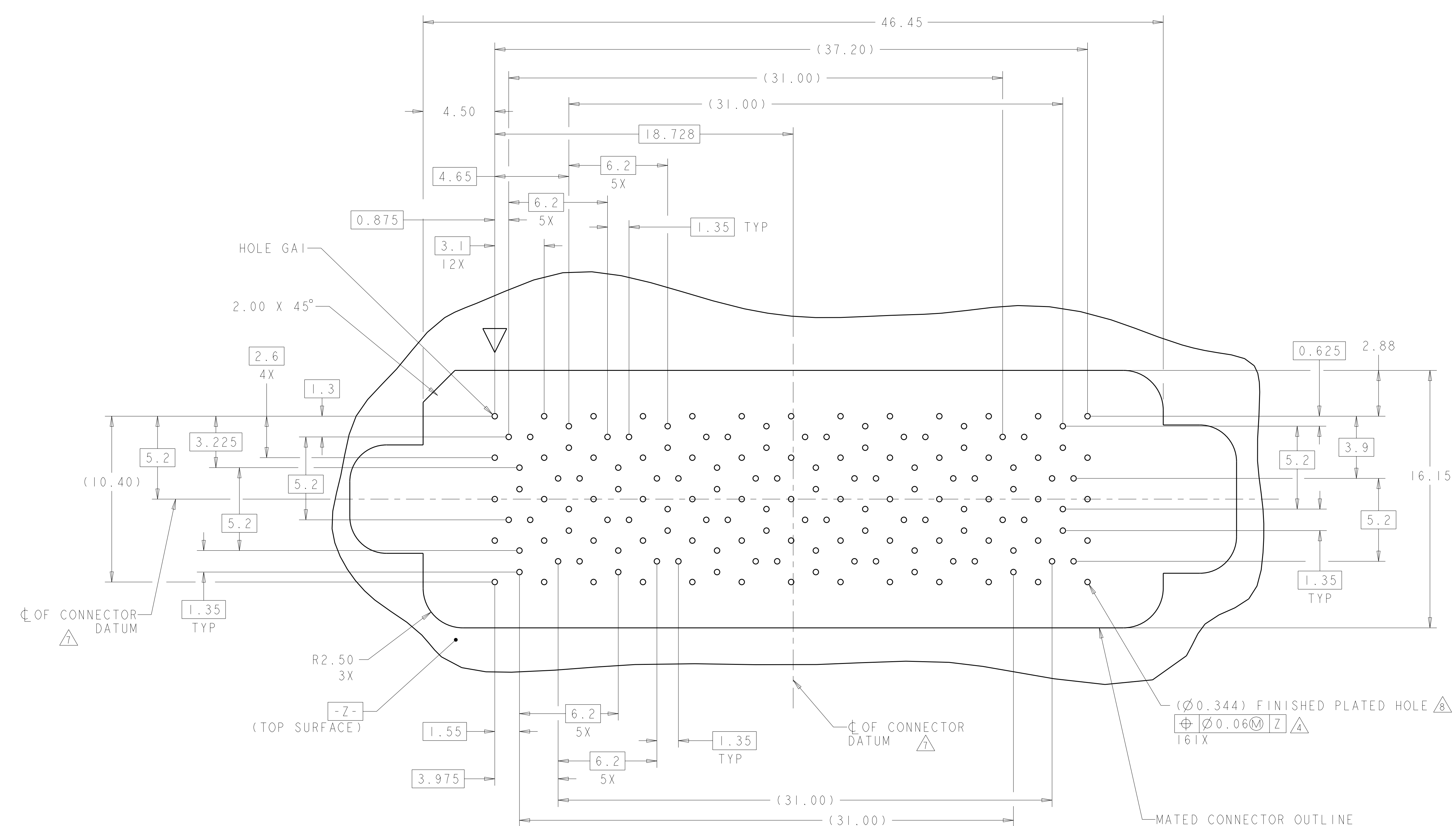
LOC	DIST	REVISIONS			
P	LTB	DESCRIPTION	DATE	DWN	APVD
GP	00	SEE SHEET 1			



PCB LAYOUT AND PIN IDENTIFICATION
 SHOWN FROM CONNECTOR SIDE
 SCALE 9:1

THIS DRAWING IS A CONTROLLED DOCUMENT.		DWN HAMNER 25SEP2010	TE Connectivity
DIMENSIONS: mm		CHK D. TROUT 29SEP2010	
TOLERANCES UNLESS OTHERWISE SPECIFIED:		APVD J. FEDDER 29SEP2010	NAME
0 PLC ± 1 PLC ± 2 PLC ±0.13 3 PLC ±0.013 4 PLC ± ANGLES ±#1 FINISH		PRODUCT SPEC	HEADER ASSEMBLY, HALF-WIDE, 48/161, STRADA MESA MEZZANINE CONNECTOR
MATERIAL		114-13249	SIZE CAGE CODE DRAWING NO RESTRICTED TO
FINISH		WEIGHT	A100779C=2149780
		CUSTOMER DRAWING	SCALE 6:1 SHEET 3 OF 4 REV 3

LOC	DIST	REVISIONS			
GP	00	REV	DATE	BY	APPD
		1	SEE SHEET 1		



PCB HOLE PATTERN
 SHOWN FROM CONNECTOR SIDE
 SCALE 7:1

THIS DRAWING IS A CONTROLLED DOCUMENT.		DWN HAMNER 25SEP2010	TE Connectivity
DIMENSIONS: mm		CHK D. TROUT 29SEP2010	
TOLERANCES UNLESS OTHERWISE SPECIFIED: 9 PLC ± 3 PLC ±0.13 5 PLC ±0.013 4 PLC ± ANGLES ±1° FINISH		APVD J. FEDDER 29SEP2010 PRODUCT SPEC 108-2375 APPLICATION SPEC 114-13249 WEIGHT CUSTOMER DRAWING	NAME HEADER ASSEMBLY, HALF-WIDE, 48/161, STRADA MESA MEZZANINE CONNECTOR SIZE CAGE CODE DRAWING NO RESTRICTED TO A1100779C=2149780 SCALE 6:1 SHEET 4 OF 4 REV 3

X-ON Electronics

Largest Supplier of Electrical and Electronic Components

Click to view similar products for [High Speed/Modular Connectors](#) category:

Click to view products by [TE Connectivity](#) manufacturer:

Other Similar products are found below :

[650827-1](#) [74040-1346](#) [1410191-1](#) [1410368-3](#) [1410964-2](#) [1410326-3](#) [1410367-3](#) [1410971-4](#) [1467833-1](#) [2000877-1](#) [2000878-1](#) [2041314-1](#)
[2065387-1](#) [2187307-1](#) [163P](#) [1934290-1](#) [2000875-1](#) [2065917-1](#) [2102736-2](#) [FSR-40](#) [2169868-2](#) [22354-8](#) [437-5040-000](#) [5-1393565-0](#) [039-](#)
[0246-000](#) [0761601016](#) [0784461022](#) [10123159-12ELF](#) [030-2415-003/100 PK](#) [030-7380-004](#) [030-2494-001](#) [532939-1](#) [5532901-3](#) [3-1469268-](#)
[7](#) [74748-102LF](#) [10041743-101LF](#) [10066670-100002LF](#) [1-533915-1](#) [249-4515-000](#) [7-1469373-3](#) [DL2-2J/S](#) [2000713-8](#) [2000713-7](#)
[10124313-101LF](#) [3011-21](#) [757105208](#) [EBTF-4-10-2.0-S-RA-1](#) [430305-001](#) [4395800100](#) [8140115](#)