

FASTON Receptacles

Product Facts

- Full line of premier, budget, LIF, moldable and hermetic uninsulated receptacles
- Straight, right-angle and receptacle and tab combinations available
- Receptacles available in .312, .250, .205, .187, .125 and .110 sizes
- Available in 8-30 AWG wire ranges
- Receptacles mate with .032 and .020 thick tabs
- Available with or without secondary wire support
- Base materials brass, phosphor bronze and steel available
- Tin, silver and nickel plated products available
- Products designed and manufactured to meet UL 310 specifications
- Products designed and manufactured to meet CSA C22.2 specifications



TE offers a full line of uninsulated quick connects. We offer products for a wide variety of applications in almost every market and industry we serve. It is important to choose the correct terminal for each application. The following is a list of application specific characteristics that must be considered when determining the best terminal for each individual application.

Mating Tab

Size (312, 250, 205, 187, 110, etc.)

Wire Type

Magnet or stranded

Wire Orientation

Straight or flag

Temperature/Environment

Base metal plating requirements

Insulator required

Pre-insulated housing required

Agency Approvals (UL/CSA)

Application

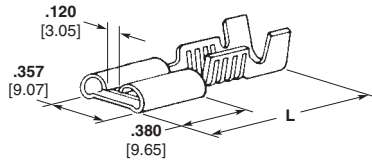
Continuous strip or loose piece

Special Applications

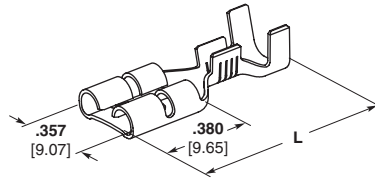
Moldable
Hermetic
Printed circuit board
Piggyback (straight/flag)
Reversible flags
Center strip
Positive locking

312 Series Receptacles

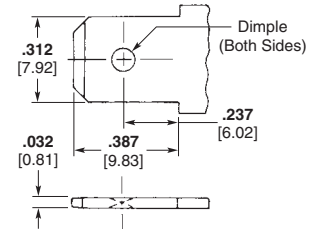
Straight Receptacles, Insulation Support



A — Premier Line



B — Low Insertion Force

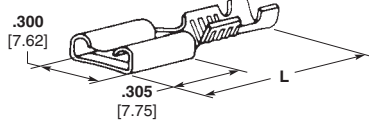


Mating 312 Series Tab Dimensions
Dimple (Both Sides)

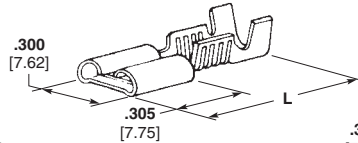
| Wire Range AWG | Style | Tab Fit | Insulation Diameter | Material and Finish | Stock Thickness | L (Overall Length) | UL | RA | SP | Terminal Part Number |
|----------------|-------|--------------|------------------------------------|-------------------------|-----------------|--------------------|----|----|----|----------------------|
| 18-14 | A | .032 0.81 | .090-.130 2.29-3.30 | Brass | .016 0.41 | .900 22.86 | — | X | X | 62092-1 |
| | A | .032 0.81 | .110-.210 or (2) 2.79-5.33 2.79 | Brass, Tin Plated | .016 0.41 | .900 22.86 | — | X | X | 61399-1 |
| 16-12 | B | .032 0.81 | .110-.210 or (2) 2.79-5.33 2.79 | Brass, Tin Plated | .016 0.41 | .900 22.86 | — | X | X | 63677-1 |
| | B | .032 0.81 | .110-.210 or (2) 2.79-5.33 2.79 | Brass | .016 0.41 | .900 22.86 | — | X | X | 63677-2 |
| 14-10 | A | .032 0.81 | .150-.200 3.81-5.08 | Brass, Silver Plated | .018 0.46 | .900 22.86 | — | X | X | 63820-1 |

250 Series Receptacles

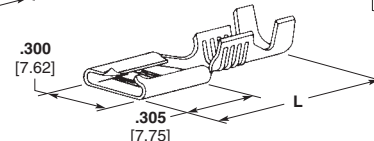
Straight Receptacles, Insulation Support



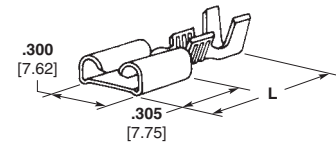
A — Premier Line



B — Budget Line



C — Economy Line



D — Moldable Line

| Wire Range AWG | Style | Tab Fit | Insulation Diameter | Material and Finish | Stock Thickness | L (Overall Length) | UL | RA | SP | Terminal Part Number |
|----------------|-------|--------------|------------------------|----------------------|-----------------|--------------------|----------------|----|----------------|----------------------|
| 26-22 | C | .032 0.81 | .040-.060 1.02-1.52 | Brass | .016 0.41 | .755 19.18 | X ¹ | — | X ¹ | 61202-1 |
| 24-20 | A | .032 0.81 | .030-.070 0.76-1.78 | Brass, Tin Plated | .016 0.41 | .755 19.18 | X ² | — | X ² | 61368-1 |
| | A | .032 0.81 | .060-.100 1.52-2.54 | Brass | .016 0.41 | .755 19.18 | X | — | X | 42640-1 |
| | A | .032 0.81 | .060-.100 1.52-2.54 | Brass, Tin Plated | .016 0.41 | .755 19.18 | X | — | X | 42640-2 |
| | A | .032 0.81 | .090-.130 2.29-3.30 | Brass | .016 0.41 | .755 19.18 | X | — | X | 41771 |
| | A | .032 0.81 | .090-.130 2.29-3.30 | Brass, Tin Plated | .016 0.41 | .755 19.18 | X | — | X | 41772 |
| 22-18 | B | .032 0.81 | .090-.130 2.29-3.30 | Brass | .016 0.41 | .755 19.18 | X | — | X | 42510-1 |
| | B | .032 0.81 | .090-.130 2.29-3.30 | Brass, Tin Plated | .016 0.41 | .755 19.18 | X | — | X | 42510-2 |
| | C | .032 0.81 | .090-.130 2.29-3.30 | Brass | .016 0.41 | .755 19.18 | X | — | X | 42743-1 |
| | C | .032 0.81 | .090-.130 2.29-3.30 | Brass, Tin Plated | .016 0.41 | .755 19.18 | X | — | X | 42743-2 |
| | D | .032 0.81 | .090-.130 2.29-3.30 | Brass | .016 0.41 | .755 19.18 | — | — | — | 63127-1 |

¹ UL listed and CSA certified for 22 AWG.

² UL listed and CSA certified for 22-20 AWG.

³ Mates with a .020 [0.51] thick tab.

⁴ 9,600 CMA max.

⁵ UL/CSA - 10 AWG only.

⁶ Stress relieved.

⁷ Recommended for external use only.

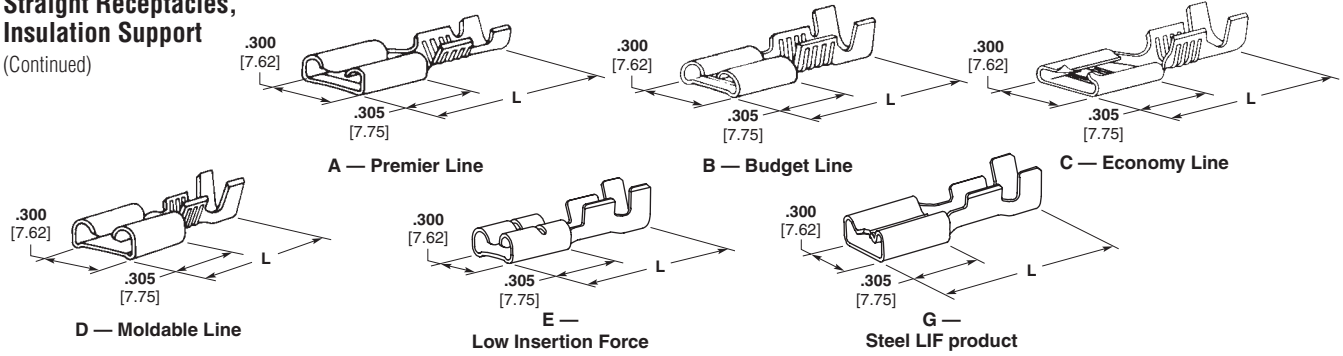
⁸ Recommended for internal or external use.

Note: All part numbers are RoHS compliant.

250 Series Receptacles (Continued)

Straight Receptacles, Insulation Support

(Continued)



FASTON Receptacles

| Wire Range AWG | Style | Tab Fit | Insulation Diameter | Material and Finish | Stock Thickness | L (Overall Length) | UL | RA | SP | Terminal Part Number | |
|----------------|--------------|------------------------|-------------------------|-------------------------|----------------------|--------------------|---------------|----|----------------------|------------------------|---------|
| 22-18 | E | .032 0.81 | .090-.130 2.29-3.30 | Brass | .016 0.41 | .755 19.18 | X | — | X | 63693-1 ⁶ | |
| | | .032 0.81 | .090-.130 2.29-3.30 | Brass | .016 0.41 | .755 19.18 | X | — | X | 63609-1 | |
| | A | .032 0.81 | .090-.130 2.29-3.30 | Brass, Tin Plated | .016 0.41 | .755 19.18 | X | — | X | 63609-2 | |
| | | .020 0.51 | .120-.170 3.05-4.32 | Brass, Tin Plated | .018 0.46 | .755 19.18 | X | — | X | 63655-1 ³ | |
| | | .032 0.81 | .060-.110 1.52-2.79 | Brass, Tin Plated | .018 0.46 | .755 19.18 | X | — | X | 61375-1 | |
| | | .032 0.81 | .060-.110 1.52-2.79 | Steel, Nickel Plated | .016 0.41 | .755 19.18 | — | — | — | 63688-1 | |
| 18-14 | A | .032 0.81 | .120-.170 3.05-4.32 | Steel, Nickel Plated | .016 0.41 | .755 19.18 | — | X | X | 42219-1 | |
| | | .032 0.81 | .120-.170 3.05-4.32 | Brass | .018 0.46 | .755 19.18 | X | — | X | 41202 | |
| | B | .032 0.81 | .120-.170 3.05-4.32 | Brass, Tin Plated | .018 0.46 | .755 19.18 | X | — | X | 41274 | |
| | | .032 0.81 | .120-.170 3.05-4.32 | Brass | .016 0.41 | .750 19.05 | X | — | X | 42400-1 | |
| | | .032 0.81 | .120-.170 3.05-4.32 | Brass, Tin Plated | .016 0.41 | .750 19.05 | X | — | X | 42400-2 | |
| | C | .032 0.81 | .120-.170 3.05-4.32 | Brass, Silver Plated | .016 0.41 | .755 19.18 | X | — | X | 61107-1 ⁶ | |
| | | .032 0.81 | .120-.170 3.05-4.32 | Brass | .016 0.41 | .755 19.18 | X | — | X | 42660-1 | |
| | | .032 0.81 | .120-.170 3.05-4.32 | Brass, Tin Plated | .016 0.41 | .755 19.18 | X | — | X | 42660-2 | |
| | D | C | .032 0.81 | .120-.170 3.05-4.32 | Brass | .016 0.41 | .780 19.81 | X | — | X | 42692-1 |
| | | | .032 0.81 | .150-.210 3.81-5.33 | Brass | .016 0.41 | .780 19.81 | X | — | X | 42692-2 |
| | | D | .032 0.81 | .120-.170 3.05-4.32 | Brass | .016 0.41 | .750 19.05 | X | — | X | 60650-1 |
| | | | .032 0.81 | .120-.170 3.05-4.32 | Brass, Tin Plated | .016 0.41 | .750 19.05 | X | — | X | 60650-2 |
| E | | .020 0.51 | .120-.170 3.05-4.32 | Brass, Tin Plated | .018 0.46 | .775 19.69 | X | — | X | 63993-1 ^{3,6} | |
| | | .032 0.81 | .120-.170 3.05-4.32 | Brass | .018 0.46 | .755 19.18 | X | — | X | 63537-1 ⁶ | |
| | .032 0.81 | .120-.170 3.05-4.32 | Brass, Tin Plated | .018 0.46 | .755 19.18 | X | — | X | 63537-2 ⁶ | | |
| | .032 0.81 | .120-.170 3.05-4.32 | Steel, Nickel Plated | .016 0.41 | .755 19.18 | — | X | X | 63674-1 ⁶ | | |
| G | E | .032 0.81 | .120-.170 3.05-4.32 | Brass | .016 0.41 | .755 19.18 | X | — | X | 63306-1 | |
| | | .032 0.81 | .120-.170 3.05-4.32 | Brass, Tin Plated | .016 0.41 | .755 19.18 | X | — | X | 63306-2 | |
| G | G | .032 0.81 | .120-.170 3.05-4.32 | Steel, Nickel Plated | .016 0.41 | .755 19.18 | — | X | — | 1742198-1 | |

¹ UL listed and CSA certified for 22 AWG.

² UL listed and CSA certified for 22-20 AWG.

³ Mates with a .020 [0.51] thick tab.

⁴ 9,600 CMA max.

⁵ UL/CSA - 10 AWG only.

⁶ Stress relieved.

⁷ Recommended for external use only.

⁸ Recommended for internal or external use.

Note: All part numbers are RoHS compliant.

250 Series Receptacles (Continued)

Straight Receptacles, Insulation Support (Continued)



| Wire Range AWG | Style | Tab Fit | Insulation Diameter | Material and Finish | Stock Thickness | L (Overall Length) | UL | RA | SP | Terminal Part Number | | |
|----------------|-------|-----------|-------------------------------|------------------------------------|------------------------------------|----------------------|-------|-------|------------------------|------------------------|------------------------|------------------------|
| 18-14 | F | .032 | .120-.170 | Brass | .018 | .750 | X | — | X | 62500-1 ⁷ | | |
| | | 0.81 | 3.05-4.32 | Brass, Tin Plated | 0.46 | 19.05 | X | — | X | 62500-2 ⁷ | | |
| | | .032 | .120-.170 | Phos Brz, Tin Plated | .018 | .750 | X | — | X | 41774 ⁸ | | |
| 16-12 (2) 16 | B | .032 | .160-.210 | Brass | .016 | .750 | X | — | X | 63896-1 | | |
| | | 0.81 | 4.06-5.33 (2) .130 3.30 | | | | | | | | | |
| 16-12 | A | .032 | .210-.265 | Steel, Nickel Plated | .018 | .830 | — | X | X | 42579-1 | | |
| 16-12 (2) 18 | A | .032 | .210-.265 | Brass | .018 | .820 | X | — | X | 41727 | | |
| | | | | 0.81 | 5.33-6.73 (2) .120 3.05 Max. | Brass, Tin Plated | 0.46 | 20.93 | X | — | X | 41728 |
| | E | .032 | .210-.265 | Brass | .018 | .755 | X | — | X | 63757-1 | | |
| 0.81 | | | | 5.33-6.73 (2) .120 3.05 Max. | Steel, Nickel Plated | 0.46 | 19.18 | — | X | X | 63757-2 | |
| 14-10 | A | .032 | .150-.200 | Brass | .018 | .770 | X | — | X | 41449 ⁴ | | |
| | | | | 0.81 | 3.81-5.08 | Brass, Tin Plated | 0.46 | 19.56 | X | — | X | 41450 ⁴ |
| | B | .032 | .150-.200 | Brass, Silver Plated | .018 | .750 | X | — | X | 61095-1 ⁴ | | |
| | | | | 0.81 | 3.81-5.08 | Brass, Silver Plated | 0.46 | 19.05 | X | — | X | 63435-1 ^{4,6} |
| | E | .032 | .150-.200 | Brass | .018 | .755 | X | — | X | 63365-1 ⁴ | | |
| | | | | 0.81 | 3.81-5.08 | Brass, Tin Plated | 0.46 | 19.69 | X | — | X | 63365-2 ⁴ |
| F | .032 | .150-.200 | Brass, Tin Plated | .018 | .770 | X | — | X | 42437-2 ^{4,7} | | | |
| | | | 0.81 | 3.81-5.08 | Phos Brz, Tin Plated | 0.46 | 19.56 | X | — | X | 42437-5 ^{4,8} | |
| 14-10 (2) 14 | A | .032 | .225-.275 | Brass, Tin Plated | .018 | .775 | X | — | X | 60635-1 ⁴ | | |
| | | | | 0.81 | 5.72-6.99 (2) .140 3.56 | Brass, Silver Plated | 0.46 | 19.69 | X | — | X | 60635-2 ⁴ |
| | | | | | | Brass | 0.46 | 19.69 | X | — | X | 60635-3 ⁴ |
| | D | .032 | .225-.275 | Brass, Tin Plated | .018 | .750 | — | — | — | 63419-1 ^{4,6} | | |
| | | | | 0.81 | 5.72-6.99 (2) .140 3.56 | Brass, Tin Plated | 0.46 | 19.05 | — | — | — | |
| | | | | | | Brass | 0.46 | 19.05 | — | — | — | |
| E | .032 | .225-.275 | Brass, Tin Plated | .018 | .755 | X | — | X | 63539-1 ^{4,6} | | | |
| | | | 0.81 | 5.72-6.99 (2) .140 3.56 | Brass | 0.46 | 19.18 | X | — | X | 63539-2 ^{4,6} | |

¹ UL listed and CSA certified for 22 AWG.
² UL listed and CSA certified for 22-20 AWG.
³ Mates with a .020 [0.51] thick tab.

⁴ 9,600 CMA max.
⁵ UL/CSA - 10 AWG only.
⁶ Stress relieved.

⁷ Recommended for external use only.
⁸ Recommended for internal or external use.

Note: All part numbers are RoHS compliant.

250 Series Receptacles (Continued)

Straight Receptacles, Insulation Support (Continued)



A — Premier Line

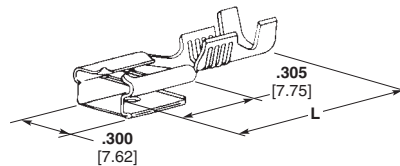
| Wire Range AWG | Style | Tab Fit | Insulation Diameter | Material and Finish | Stock Thickness | L (Overall Length) | UL | RU | SP | Terminal Part Number |
|----------------|-------|---------|---|---------------------|-----------------|--------------------|----|----|----|----------------------|
| 12-10 | A | .032 | .150-.200 | Brass, | .018 | .775 | X | — | X | 62428-2 |
| | | 0.81 | 3.81-5.08 | Tin Plated | 0.46 | 19.69 | | | | |
| 10-8 | A | .032 | .150-.200 | Phos Brz, | .018 | .775 | X | — | X | 62428-3 |
| | | 0.81 | 3.81-5.08 | Tin Plated | 0.46 | 19.69 | | | | |
| 10-8 | A | .032 | .230-.280 ¹ | Brass, | .018 | .775 | X | — | X | 62998-2 ⁵ |
| | | 0.81 | 5.84-7.11 ¹ or (2) .160 4.06 | | | | | | | |

¹ UL listed and CSA certified for 22 AWG.
² UL listed and CSA certified for 22-20 AWG.
³ Mates with a .020 [0.51] thick tab.

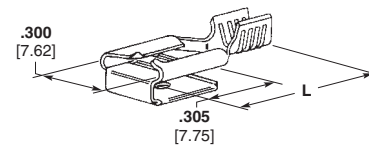
⁴ 9,600 CMA max.
⁵ UL/CSA - 10 AWG only.
⁶ Stress relieved.

⁷ Recommended for external use only.
⁸ Recommended for internal or external use.

Receptacle and Tab Combinations



A — Economy Line



B — Economy Line
Non-Insulation Support

| Wire Range AWG | Style | Tab Fit | Insulation Diameter | Material and Finish | Stock Thickness | L (Overall Length) | UL | RU | SP | Terminal Part Number | |
|----------------|-----------|------------|---------------------|---------------------|-----------------|--------------------|-------|----|----------------------|--------------------------|----------------------|
| 22-18 | A | .032 | .060-.100 | Brass | .015 | .770 | X | — | X | 61988-1 | |
| | | 0.81 | 1.52-2.79 | | 0.38 | 19.56 | | | | | |
| | | .032 | .060-.100 | Brass, | .015 | .770 | X | — | X | 61988-2 | |
| | 0.81 | 1.52-2.79 | Tin Plated | 0.38 | 19.56 | | | | | | |
| | 18-14 | A | .032 | .120-.170 | Brass, | .015 | .770 | X | — | X | 61988-3 ² |
| | | | 0.81 | 3.05-4.32 | Tin Plated | 0.38 | 19.56 | | | | |
| .032 | | | .120-.170 | Brass | .015 | .770 | X | — | X | 61944-1 | |
| 14-10 | A | 0.81 | 3.05-4.32 | Brass, | .015 | .770 | X | — | X | 61944-2 | |
| | | .032 | .120-.170 | Brass | .032-.016 | .770 | X | — | X | 62109-1 ¹ | |
| | | 0.81 | 3.05-4.32 | Tin Plated | 0.81-0.41 | 19.56 | | | | | |
| | B | .032 | .120-.170 | Brass | .015 | .770 | X | — | X | 62223-1 ² | |
| | | 0.81 | 3.05-4.32 | | 0.38 | 19.56 | | | | | |
| | | .032 | .120-.170 | Brass, | .015 | .770 | X | — | X | 62223-2 ² | |
| 0.81 | 3.05-4.32 | Tin Plated | 0.38 | 19.56 | | | | | | | |
| 14-10 | A | .032 | .150-.200 | Pre-Tin Brass | .015 | .610 | X | — | X | 62276-1 | |
| | | 0.81 | 3.81-5.08 | | 0.38 | 15.49 | | | | | |
| | | .032 | .150-.200 | Brass | .015 | .770 | X | — | X | 62253-1 ³ | |
| | 0.81 | 3.81-5.08 | Brass, | .015 | .770 | X | — | X | 62253-2 ³ | | |
| | B | .032 | .150-.200 | Brass, | .032-.016 | .770 | X | — | X | 1217043-1 ^{1,3} | |
| | | 0.81 | 3.81-5.08 | Tin Plated | 0.81-0.41 | 19.56 | | | | | |
| .032 | | .150-.200 | Pre-Tin Brass | .015 | .610 | X | — | X | 62068-1 ³ | | |
| 0.81 | 3.81-5.08 | | 0.38 | 15.49 | | | | | | | |

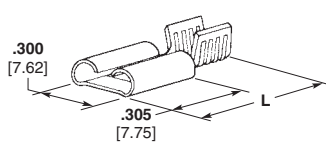
¹ Dual Thickness.
² Stress relieved.
³ 9600 CMA Max.

Note: All part numbers are RoHS compliant.

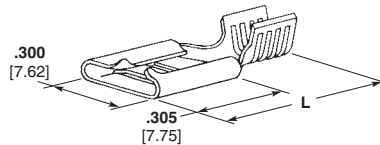
FASTON Receptacles

250 Series Receptacles (Continued)

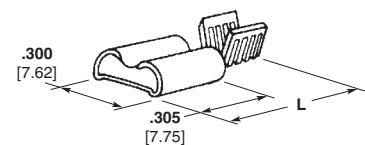
Straight Receptacles, Non-Insulation Support



A — Premier Line



B — Economy Line



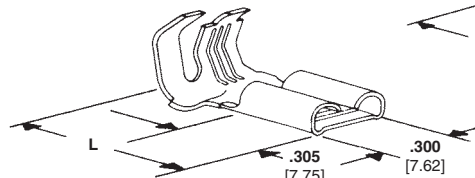
C — Moldable Line

| Wire Range AWG | Style | Tab Fit | Insulation Diameter | Material and Finish | Stock Thickness | L (Overall Length) | UL | RU | SP | Terminal Part Number |
|-------------------|-------|--------------|------------------------|-------------------------|--------------------|-----------------------|----|----|----|-------------------------|
| 18-14 | A | .032 0.81 | — | Brass, Tin Plated | .018 0.46 | .655 16.64 | X | — | X | 41194 |
| | | .032 0.81 | — | Steel, Nickel Plated | .018 0.46 | .655 16.64 | — | X | X | 41143-1 |
| | B | .032 0.81 | — | Brass | .016 0.41 | .595 15.11 | X | — | X | 42845-1 |
| | | .032 0.81 | — | Brass, Tin Plated | .016 0.41 | .595 15.11 | X | — | X | 42845-2 |
| | C | .032 0.81 | — | Brass | .016 0.41 | .655 16.64 | X | — | X | 60938-1 |
| | | .032 0.81 | — | Brass, Tin Plated | .016 0.41 | .655 16.64 | X | — | X | 60938-2 |
| | | .032 0.81 | — | Brass, Tin Plated | .016 0.41 | .655 16.64 | — | — | — | 63981-1 ¹ |

¹ No dimple.

250 Series Tab-Lok Flags

Flag Receptacles, Insulation Support



A — Premier Line



B — Budget Line



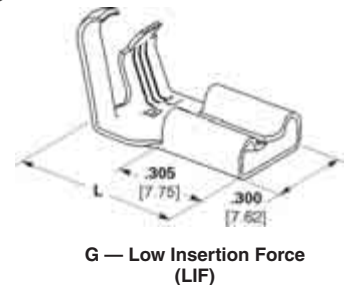
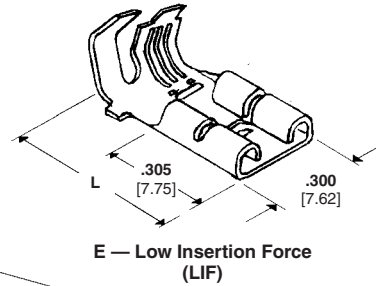
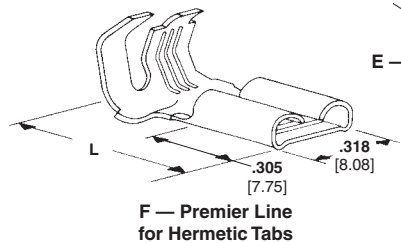
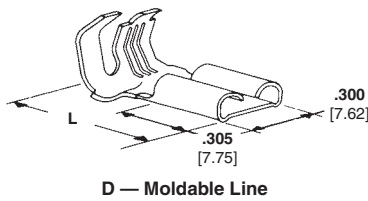
C — Economy Line

| Wire Range AWG | Style | Tab Fit | Insulation Diameter | Material and Finish | Stock Thickness | L (Overall Length) | UL | RU | SP | Terminal Part Number |
|-------------------|-------|--------------|-------------------------|-------------------------|----------------------|-----------------------|---------------|----|----|-------------------------|
| 22-16 | C | .032 0.81 | .070- .130 1.78-3.30 | Brass | .016 0.41 | .670 17.02 | X | — | X | 63577-1 |
| | | .032 0.81 | .110-210 2.79-5.33 | Brass | .018 0.46 | .670 17.02 | X | — | X | 41531 |
| 18-12 | A | .032 0.81 | .110-210 2.79-5.33 | Brass, Tin Plated | .018 0.46 | .670 17.02 | X | — | X | 41532 |
| | | .032 0.81 | .110-210 2.79-5.33 | Brass, Silver Plated | .018 0.46 | .670 17.02 | X | — | X | 61156-1 |
| | | .032 0.81 | .110-210 2.79-5.33 | Steel, Nickel Plated | .018 0.46 | .670 17.02 | — | X | X | 41531-1 |
| | B | .032 0.81 | .110-210 2.79-5.33 | Steel, Nickel Plated | .016 0.41 | .670 17.02 | — | X | X | 42404-1 |
| | | .032 0.81 | .110-210 2.79-5.33 | Brass | .016 0.41 | .670 17.02 | X | — | X | 42511-1 |
| | | | .032 0.81 | .110-210 2.79-5.33 | Brass, Tin Plated | .016 0.41 | .670 17.02 | X | — | X |
| | | .032 0.81 | .110-210 2.79-5.33 | Brass | .016 0.41 | .670 17.02 | X | — | X | 42742-1 |
| | | .032 0.81 | .110-210 2.79-5.33 | Brass, Tin Plated | .016 0.41 | .670 17.02 | X | — | X | 42742-2 |

Note: All part numbers are RoHS compliant.

250 Series Tab-Lok Flags (Continued)

Flag Receptacles, Insulation Support (Continued)



FASTON Receptacles

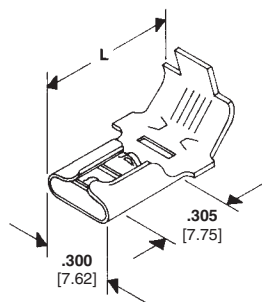
| Wire Range AWG | Style | Tab Fit | Insulation Diameter | Material and Finish | Stock Thickness | L (Overall Length) | UL | SA | SP | Terminal Part Number |
|----------------|-------|-----------|----------------------------|----------------------------|-----------------|--------------------|----|----------------|------------------------|----------------------|
| 18-12 | D | .032 | .110-.210 | Brass | .018 | .670 | X | — | X | 60645-1 ² |
| | | 0.81 | 2.79-5.33 | | 0.46 | 17.02 | | | | |
| | | .032 | .110-.210 | Brass | .016 | .670 | X | — | X | 60641-1 |
| | | 0.81 | 2.79-5.33 | | 0.41 | 17.02 | | | | |
| | | .032 | .110-.210 | Brass | .016 | .670 | X | — | X | 63445-1 |
| | | 0.81 | 2.79-5.33 | | 0.41 | 17.02 | | | | |
| | | .032 | .110-.210 | Brass, Tin Plated | .016 | .670 | X | — | X | 63445-2 |
| | | 0.81 | 2.79-5.33 | | 0.41 | 17.02 | | | | |
| | | .032 | .110-.210 | Brass, Tin Plated | .016 | .670 | X | — | X | 63445-4 ² |
| | | 0.81 | 2.79-5.33 | | 0.41 | 17.02 | | | | |
| | | .032 | .110-.210 | Steel, Nickel Plated | .016 | .670 | — | X ¹ | X ¹ | 63604-1 ² |
| | | 0.81 | 2.79-5.33 | | 0.41 | 17.02 | | | | |
| | | .032 | .110-.210 | Brass | .018 | .670 | X | — | X | 63555-1 ² |
| | | 0.81 | 2.79-5.33 | | 0.46 | 17.02 | | | | |
| | .032 | .110-.210 | Brass, Tin Plated | .018 | .670 | X | — | X | 63555-2 ² | |
| | 0.81 | 2.79-5.33 | | 0.46 | 17.02 | | | | | |
| | .032 | .110-.210 | Phos Bronze, Tin Plated | .018 | .670 | X | — | X | 41800 ⁴ | |
| | 0.81 | 2.79-5.33 | | 0.46 | 17.02 | | | | | |
| | .032 | .110-.210 | Brass | .018 | .670 | X | — | X | 41801 ³ | |
| | 0.81 | 2.79-5.33 | | 0.46 | 17.02 | | | | | |
| | .032 | .110-.210 | Brass, Tin Plated | .018 | .670 | X | — | X | 41802 ³ | |
| | 0.81 | 2.79-5.33 | | 0.46 | 17.02 | | | | | |
| | .032 | .110-.210 | Phos Bronze, Silver Plated | .018 | .670 | X | — | X | 42041 ⁴ | |
| | 0.81 | 2.79-5.33 | | 0.46 | 17.02 | | | | | |
| | .032 | .110-.210 | Phos Bronze, Tin Plated | .018 | .670 | X | — | X | 60274-2 ^{4,5} | |
| | 0.81 | 2.79-5.33 | | 0.46 | 17.02 | | | | | |
| | .032 | .110-.210 | Phos Bronze, Tin Plated | .018 | .670 | X | — | X | 63651-1 ^{4,6} | |
| | 0.81 | 2.79-5.33 | | 0.46 | 17.02 | | | | | |
| | .032 | .110-.210 | Steel, Nickel Plated | .016 | .670 | — | X | — | 1742543-1 ⁷ | |
| | 0.81 | 2.79-5.33 | | 0.41 | 17.02 | | | | | |
| 12-10 | | .032 | .110-.210 | Brass, Tin Plated | .018 | .670 | X | — | X | 60851-1 ³ |
| | | 0.81 | 2.79-5.33 | | 0.46 | 17.02 | | | | |
| | | .032 | .110-.210 | Brass, Silver Plated | .018 | .670 | X | — | X | 60851-2 ³ |
| | | 0.81 | 2.79-5.33 | | 0.46 | 17.02 | | | | |
| | | .032 | .110-.210 | Brass | .018 | .670 | X | — | X | 60851-4 ³ |
| | | 0.81 | 2.79-5.33 | | 0.46 | 17.02 | | | | |
| | | .032 | .110-.210 | Phos Bronze, Silver Plated | .018 | .670 | X | — | X | 42563-6 ⁴ |
| | | 0.81 | 2.79-5.33 | | 0.46 | 17.02 | | | | |
| | | .032 | .110-.210 | Steel, Nickel Plated | .018 | .670 | — | — | — | 42563-9 |
| | | 0.81 | 2.79-5.33 | | 0.46 | 17.02 | | | | |
| | .032 | .110-.210 | Phos Bronze, Tin Plated | .018 | .670 | X | — | X | 42563-8 ⁴ | |
| | 0.81 | 2.79-5.33 | | 0.46 | 17.02 | | | | | |
| | .032 | .110-.265 | Brass | .018 | .670 | X | — | X | 63617-1 ⁶ | |
| | 0.81 | 2.79-6.73 | | 0.46 | 17.02 | | | | | |

¹ 18 AWG only.
² Stress relieved.
³ Recommended for external use only.
⁴ For internal or external use.
⁵ Left handed flag.
⁶ Non-stress relieved.
⁷ UL Recognized 14-18 AWG.

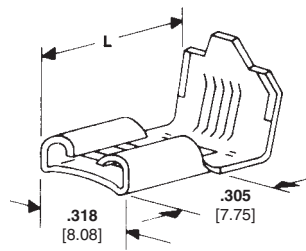
Note: All part numbers are RoHS compliant.

250 Series Tab-Lok Flags (Continued)

**Flag Receptacles,
Non-Insulation Support**



A — Economy Line



**B — Premier Line
for Hermetic Tabs**

| Wire Range AWG | Style | Tab Fit | Insulation Diameter | Material and Finish | Stock Thickness | L (Overall Length) | UL | RoHS | SP | Terminal Part Number |
|--------------------|-------|--------------|------------------------|----------------------------|--------------------|-----------------------|----|------|----|--------------------------|
| 18-12 | A | .032 0.81 | — | Brass, Pre-Tin Plated | .016 0.41 | .600 15.24 | X | — | X | 61177-2 ³ |
| | | .032 0.81 | — | Brass, Pre-Tin Plated | .016 0.41 | .600 15.24 | X | — | X | 61177-3 ⁴ |
| | | .032 0.81 | — | Brass | .016 0.41 | .600 15.24 | X | — | X | 62091-1 ⁵ |
| | | .032 0.81 | — | Brass, Pre-Tin Plated | .016 0.41 | .600 15.24 | X | — | X | 62091-2 ⁵ |
| | B | .032 0.81 | — | Brass, Tin Plated | .018 0.46 | .610 15.49 | X | — | X | 62021-3 ⁵ |
| | | .032 0.81 | — | Pho. Brz, Silver Plated | .018 0.46 | .670 17.02 | X | — | X | 62056-1 ^{1,3} |
| | | .032 0.81 | — | Pho. Brz, Silver Plated | .018 0.46 | .670 17.02 | X | — | X | 62056-2 ^{1,2,4} |
| | | .032 0.81 | — | Pho. Brz, Tin Plated | .018 0.46 | .670 17.02 | X | — | X | 62056-6 ^{2,3} |
| | | .032 0.81 | — | Pho. Brz, Tin Plated | .018 0.46 | .670 17.02 | X | — | X | 62056-7 ^{1,2,4} |
| | | .032 0.81 | — | Brass, Tin Plated | .018 0.46 | .670 17.02 | X | — | X | 62056-3 ^{2,3} |
| 12-10 or (2) 14 | A | .032 0.81 | — | Brass | .016 0.41 | .670 17.02 | X | — | X | 62011-1 ⁵ |
| | | .032 0.81 | — | Brass, Pre-Tin Plated | .016 0.41 | .670 17.02 | X | — | X | 62011-2 ⁵ |
| 12-10 | B | .032 0.81 | — | Pho. Brz, Silver Plated | .018 0.46 | .670 17.02 | X | — | X | 62057-1 ^{1,3} |
| | | .032 0.81 | — | Brass, Tin Plated | .018 0.46 | .670 17.02 | X | — | X | 62057-3 ³ |
| | | .032 0.81 | — | Brass, Tin Plated | .018 0.46 | .670 17.02 | X | — | X | 62057-4 ⁴ |
| | | .032 0.81 | — | Pho. Brz, Silver Plated | .018 0.46 | .670 17.02 | X | — | X | 62057-7 ⁴ |
| | | .032 0.81 | — | Pho. Brz, Silver Plated | .018 0.46 | .670 17.02 | X | — | X | 62022-1 ⁵ |
| | | .032 0.81 | — | Brass, Tin Plated | .018 0.46 | .670 17.02 | X | — | X | 62022-2 ⁵ |

¹ For internal or external use.

² Reverse reel.

³ Right handed flag.

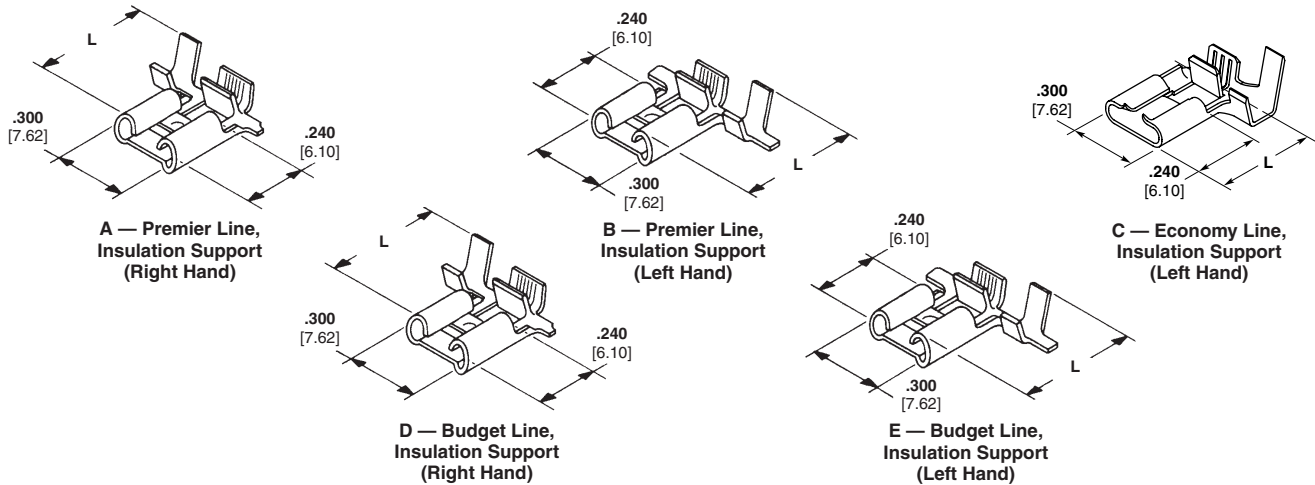
⁴ Left handed flag.

⁵ Right or left handed. Carrier out front for through splicing.

Note: All part numbers are RoHS compliant.

250 Series F-Crimp Flags

Flag Receptacles



| Wire Range AWG | Style | Tab Fit | Insulation Diameter | Material and Finish | Stock Thickness | L (Overall Length) | UL | RoHS | Terminal Part Number | |
|-------------------|-------|-------------------------|-------------------------|-------------------------|-----------------|--------------------|----|------|----------------------|----------------------|
| 22-18 | B | .032 0.81 | .060 -.110 1.52-2.79 | Brass | .016 0.41 | .540 13.72 | X | — | X | 62813-1 |
| | | .032 0.81 | .060 -.110 1.52-2.79 | Brass, Tin Plated | .016 0.41 | .540 13.72 | X | — | X | 62813-2 |
| | A | .032 0.81 | .060 -.110 1.52-2.79 | Brass | .016 0.41 | .540 13.72 | X | — | X | 62814-1 |
| | | .032 0.81 | .060 -.110 1.52-2.79 | Brass, Tin Plated | .016 0.41 | .540 13.72 | X | — | X | 62814-2 |
| | D | .032 0.81 | .060 -.110 1.52-2.79 | Brass | .016 0.41 | .540 13.72 | X | — | X | 62718-1 |
| | | .032 0.81 | .060 -.110 1.52-2.79 | Brass, Tin Plated | .016 0.41 | .540 13.72 | X | — | X | 62718-2 |
| 18-14 or (2)18 | B | .032 0.81 | .110-.200 2.79-5.08 | Brass | .016 0.41 | .540 13.72 | X | — | X | 63538-1 ¹ |
| | | .032 0.81 | .110-.200 2.79-5.08 | Steel, Nickel Plated | .016 0.41 | .540 13.72 | — | X | — | 63963-1 |
| 18-14 | A | .032 0.81 | .110-.160 2.79-4.06 | Brass, Tin Plated | .016 0.41 | .540 13.72 | X | — | X | 63901-1 ¹ |
| | | .032 0.81 | .110-.160 2.79-4.06 | Brass | .016 0.41 | .540 13.72 | X | — | X | 63901-2 ¹ |
| | B | .032 0.81 | .110 -.160 2.79-4.06 | Brass | .016 0.41 | .540 13.72 | X | — | X | 63011-1 |
| | | .032 0.81 | .110 -.160 2.79-4.06 | Brass, Tin Plated | .016 0.41 | .540 13.72 | X | — | X | 63011-2 |
| | A | .032 0.81 | .110 -.160 2.79-4.06 | Brass | .016 0.41 | .540 13.72 | X | — | X | 63012-1 |
| | | .032 0.81 | .110 -.160 2.79-4.06 | Brass, Tin Plated | .016 0.41 | .540 13.72 | X | — | X | 63012-2 |
| | E | .032 0.81 | .110 -.160 2.79-4.06 | Brass | .016 0.41 | .540 13.72 | X | — | X | 63009-1 |
| | | .032 0.81 | .110 -.160 2.79-4.06 | Brass, Tin Plated | .016 0.41 | .540 13.72 | X | — | X | 63009-2 |
| | D | .032 0.81 | .110 -.160 2.79-4.06 | Brass | .016 0.41 | .540 13.72 | X | — | X | 63010-1 |
| | | .032 0.81 | .110 -.160 2.79-4.06 | Brass, Tin Plated | .016 0.41 | .540 13.72 | X | — | X | 63010-2 |
| | C | .032 0.81 | — | Brass | .016 0.41 | .430 10.92 | X | — | X | 63508-1 ² |
| | | .032 0.81 | .110 -.160 2.79-4.06 | Brass | .016 0.41 | .540 13.72 | X | — | X | 63096-1 |
| .032 0.81 | | .110 -.160 2.79-4.06 | Brass, Tin Plated | .016 0.41 | .540 13.72 | X | — | X | 63096-2 | |
| 16-12 | A | .032 0.81 | .120 -.170 3.05-4.32 | Brass, Tin Plated | .018 0.45 | .700 17.78 | X | — | X | 1742718-1 |

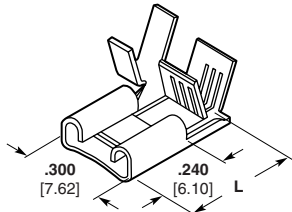
¹ Low Insertion Force.
² No insulation support.

Note: All part numbers are RoHS compliant.

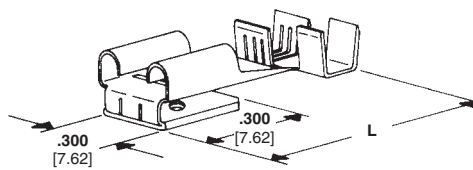
250 Series F-Crimp Flags (Continued)

FASTON Receptacles

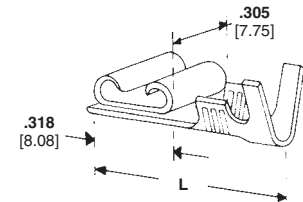
Flag Receptacles (Continued)



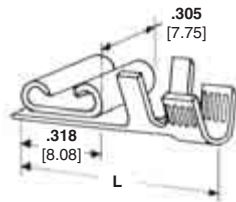
A — Center Strip, F-Crimp



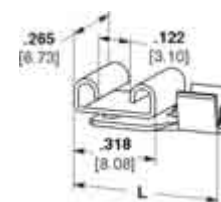
B — Receptacle Tab Combination, F-Crimp



C — Reversible Flag, Straight End Feed



D — Reversible Flag for Hermetic Tabs, Side Feed



E — Reversible Flag for Hermetic Tabs, Side Feed

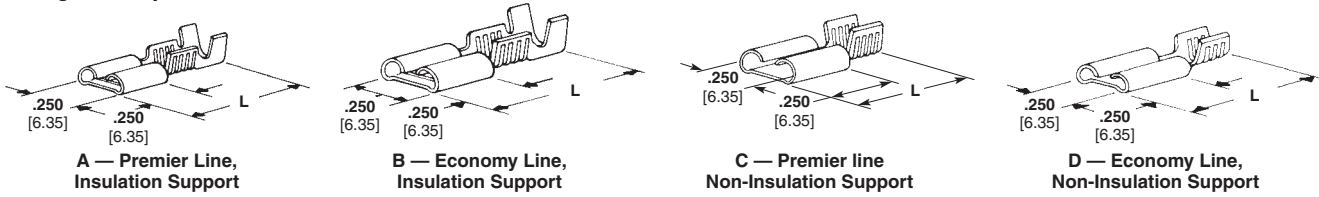
| Wire Range AWG | Style | Tab Fit | Insulation Diameter | Material and Finish | Stock Thickness | L (Overall Length) | UL | RU | SR | Terminal Part Number | |
|----------------|-------|--------------|------------------------|-------------------------|----------------------|--------------------|---------------|----|----|-----------------------|-----------------------|
| 20-16 | D | .032 0.81 | .085-150 2.16-3.81 | Phos Brz, Tin Plated | .018 0.46 | .640 16.26 | X | — | X | 63137-1 | |
| | | .032 0.81 | — | Brass | .016 0.41 | .430 10.92 | X | — | X | 63315-1 ³ | |
| | A | .032 0.81 | — | Brass, Tin Plated | .016 0.41 | .430 10.92 | X | — | X | 63315-2 ³ | |
| | | .032 0.81 | .110-.160 2.79-4.06 | Brass | .016 0.41 | .540 13.72 | X | — | X | 63314-1 | |
| | B | .032 0.81 | .110-.160 2.79-4.06 | Brass, Tin Plated | .016 0.41 | .540 13.72 | X | — | X | 63314-2 | |
| | | .032 0.81 | .120-.170 3.05-4.32 | Brass, Tin Plated | .016 0.41 | .630 16.00 | X | — | X | 151321-4 | |
| | 18-14 | C | .032 0.81 | .090-.130 2.29-3.30 | Brass | .016 0.41 | .710 18.03 | X | — | X | 62048-1 |
| | | | .032 0.81 | .090-.130 2.29-3.30 | Brass, Tin Plated | .016 0.41 | .710 18.03 | X | — | X | 62048-2 |
| | | E | .032 0.81 | .170-.220 4.32-5.59 | Brass, Tin Plated | .016 0.41 | .710 18.03 | X | — | X | 60764-2 |
| | | | .032 0.81 | — | Brass | .018 0.46 | .640 16.26 | — | — | — | 63647-11 ³ |
| E | | .032 0.81 | — | Phos Brz, Tin Plated | .018 0.46 | .640 16.26 | — | — | — | 63647-21 ³ | |
| | | .032 0.81 | — | Brass, Tin Plated | .018 0.46 | .640 16.26 | — | — | — | 63647-31 ³ | |
| 16-12 | D | .032 0.81 | .130-.170 3.30-4.32 | Phos Brz, Tin Plated | .018 0.46 | .640 16.26 | X | — | X | 61188-1 ² | |
| 12-10 | D | .032 0.81 | .130-.170 3.30-4.32 | Phos Brz, Tin Plated | .018 0.46 | .640 16.26 | X | — | X | 61187-1 ² | |

¹ No Dimple.
² Bends terminal 90°. For 180° bend use applicator 687616-2 with Press 694234-7.
³ No insulation support.

Note: All part numbers are RoHS compliant.

205 Series Receptacles

Straight Receptacles

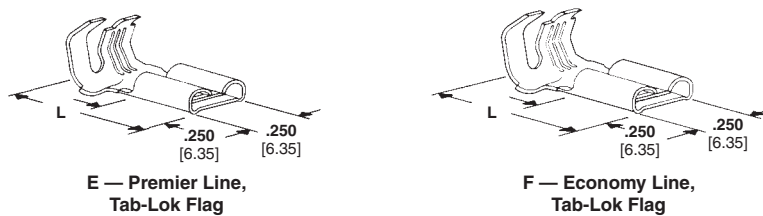


| Wire Range AWG | Style | Tab Fit | Insulation Diameter | Material and Finish | Stock Thickness | L (Overall Length) | UL | RA | SP | Terminal Part Number |
|----------------|-------|---------|---------------------|----------------------|-----------------|--------------------|----|----|----------------------|----------------------|
| 26-22 | A | .020 | .050-.070 | Brass, Tin Plated | .012 | .620 | X | — | X | 60674-1 ¹ |
| | | 0.51 | 1.27-1.78 | Brass | 0.31 | 15.75 | X | — | X | 42198-1 |
| | A | .020 | .085-.125 | Brass, Tin Plated | .012 | .615 | X | — | X | 42198-2 |
| | | 0.51 | 2.16-3.18 | Brass, Tin Plated | 0.31 | 15.62 | X | — | X | 42299-2 |
| 22-18 | B | .020 | .085-.125 | Brass | .012 | .615 | X | — | X | 42710-1 |
| | | 0.51 | 2.16-3.18 | Brass, Tin Plated | 0.31 | 15.62 | X | — | X | 42710-2 |
| | B | .032 | .085-.125 | Brass, Tin Plated | .012 | .615 | X | — | X | 60904-2 |
| | | 0.81 | 2.16-3.18 | Brass, Tin Plated | 0.31 | 15.62 | X | — | X | 42197-2 ² |
| | C | .020 | — | Brass, Tin Plated | .012 | .470 | X | — | X | 42197-2 ² |
| | | 0.51 | — | Brass, Tin Plated | 0.31 | 11.94 | X | — | X | 42233-2 |
| 18-14 | A | .032 | .130-.180 | Brass, Tin Plated | .016 | .615 | X | — | X | 42233-2 |
| | | 0.81 | 3.30-4.57 | Phos Brz, Tin Plated | 0.41 | 15.62 | X | — | X | 42233-7 |
| | B | .020 | .130-.180 | Brass, Tin Plated | .012 | .615 | X | — | X | 42713-2 |
| | | 0.51 | 3.30-4.57 | Brass, Tin Plated | 0.31 | 15.62 | X | — | X | 42781-2 |
| | B | .020 | .130-.180 | Brass, Tin Plated | .016 | .615 | X | — | X | 42781-2 |
| | | 0.51 | 3.30-4.57 | Brass, Tin Plated | 0.41 | 15.62 | X | — | X | 42239-4 |
| | C | .032 | — | Phos Brz, Tin Plated | .016 | .470 | X | — | X | 42239-4 |
| | | 0.81 | — | Phos Brz, Tin Plated | 0.41 | 11.94 | X | — | X | 42712-2 ² |
| D | .020 | — | Brass, Tin Plated | .012 | .470 | X | — | X | 42712-2 ² | |
| | 0.51 | — | Brass, Tin Plated | 0.31 | 11.94 | X | — | X | | |

¹ UL listed and CSA certified for 22 AWG.

² Moldable.

Flag Receptacles



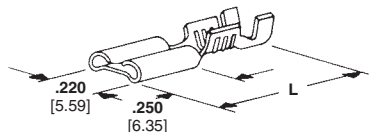
| Wire Range AWG | Style | Tab Fit | Insulation Diameter | Material and Finish | Stock Thickness | L (Overall Length) | UL | RA | SP | Terminal Part Number |
|----------------|-------|---------|---------------------|---------------------|-----------------|--------------------|----|----|----|----------------------|
| 20-16 | E | .020 | .110-.170 | Brass | .012 | .530 | X | — | X | 42199-1 |
| | | 0.51 | 2.79-4.32 | Brass, Tin Plated | 0.31 | 13.46 | X | — | X | 42199-2 |
| | E | .020 | .110-.170 | Brass, Tin Plated | .016 | .530 | X | — | X | 62354-1 |
| | | 0.51 | 2.79-4.32 | Brass, Tin Plated | 0.41 | 13.46 | X | — | X | 42234-2 |
| 20-14 | F | .032 | .110-.170 | Brass, Tin Plated | .016 | .530 | X | — | X | 42234-2 |
| | | 0.81 | 2.79-4.32 | Brass, Tin Plated | 0.41 | 13.46 | X | — | X | 60195-1 ¹ |
| | F | .032 | .110-.170 | Brass | .016 | .530 | X | — | X | 60195-1 ¹ |
| | | 0.81 | 2.79-4.32 | Brass, Tin Plated | 0.41 | 13.46 | X | — | X | 60195-2 ¹ |

¹ Moldable.

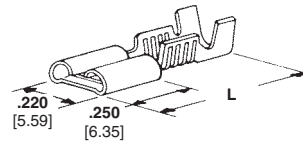
Note: All part numbers are RoHS compliant.

187 Series Receptacles

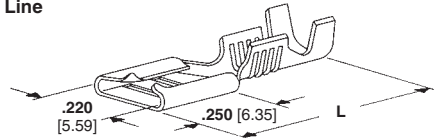
Straight Receptacles



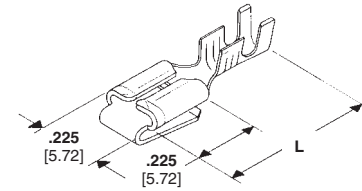
A — Premier Line



B — Budget Line



C — Economy Line



F — Commercial Line Receptacle & Tab Combination

| Wire Range AWG | Style | Tab Fit | Insulation Diameter | Material and Finish | Stock Thickness | L (Overall Length) | UL | RoHS | Terminal Part Number | | |
|----------------|-------|---------|---------------------|----------------------|-------------------|--------------------|----------------|----------------|------------------------|----------------------|---------|
| 24-20 | A | .020 | .040-.070 | Brass, Tin Plated | .012 | .590 | UL | RoHS | 60573-1 | | |
| | | 0.51 | 1.02-1.78 | Brass | 0.31 | 14.99 | | | X ² | X ² | 60573-2 |
| | | .020 | .040-.070 | Phos Brz, Tin Plated | .012 | .590 | | | X | X | 62187-2 |
| | | 0.51 | 1.02-1.78 | Brass, Tin Plated | .012 | .585 | | | X ² | X ² | 62138-1 |
| | | 0.51 | 1.52-2.79 | Brass | 0.31 | 14.86 | | | X ² | X ² | 62138-2 |
| | B | .021 | .060-.110 | Brass, Tin Plated | .012 | .590 | — | — | 1217129-1 | | |
| | | 0.53 | 1.52-2.79 | Brass, Tin Plated | 0.31 | 14.99 | — | — | — | | |
| | | .032 | .040-.070 | Brass, Tin Plated | .012 | .590 | X ² | X ² | 62181-1 | | |
| | | 0.81 | 1.02-1.78 | Brass, Tin Plated | 0.31 | 14.99 | X | X | 63931-1 | | |
| | | .020 | .090-.150 | Brass, Tin Plated | .012 | .585 | X | X | 63347-1 | | |
| 22-18 | C | 0.51 | 2.29-3.30 | Brass | 0.31 | 14.99 | X | X | 63347-1 | | |
| | F | .020 | .060-.100 | Brass, Tin Plated | .014 | .615 | X | X | 63873-1 ⁵ | | |
| | | 0.51 | 1.52-2.54 | Brass, Tin Plated | 0.36 | 15.62 | X | X | 1217084-1 ⁵ | | |
| | 20-16 | A | .015 | — | Brass, Tin Plated | .012 | .470 | — | — | 42374-2 ¹ | |
| | | | 0.38 | — | Brass, Tin Plated | 0.31 | 11.94 | — | — | — | |
| .015 | | | .090-.130 | Brass, Tin Plated | .012 | .590 | — | — | 42453-2 | | |
| 0.38 | | | 2.29-3.30 | Brass, Tin Plated | 0.31 | 14.99 | — | — | — | | |
| .020 | | | — | Brass, Tin Plated | .012 | .470 | X | X | 42373-2 ¹ | | |
| 0.51 | | | — | Steel, Nickel Plated | 0.31 | 11.94 | — | X | — | | |
| .020 | | | .060-.110 | Brass | .012 | .585 | X | X | 62137-1 | | |
| 0.51 | | | 1.52-2.79 | Brass, Tin Plated | 0.31 | 14.86 | X | X | 62137-2 | | |
| .020 | | | .090-.130 | Brass | .012 | .590 | X | X | 42452-1 | | |
| 0.51 | | | 2.29-3.30 | Brass, Tin Plated | 0.31 | 14.99 | X | X | 42452-2 | | |
| 20-16 | A | .020 | .090-.130 | Phos Brz, Tin Plated | .012 | .590 | X | X | 42452-5 | | |
| | | 0.51 | 2.29-3.30 | Phos Brz, Tin Plated | 0.31 | 14.99 | X | X | 42452-5 | | |
| | | .020 | .090-.130 | Steel, Nickel Plated | .012 | .590 | — | X | X | | |
| | | 0.51 | 2.29-3.30 | Steel, Nickel Plated | 0.31 | 14.99 | — | X | X | | |
| | | .032 | .090-.130 | Steel, Nickel Plated | .012 | .590 | — | X | X | | |
| | | 0.81 | 2.29-3.30 | Steel, Nickel Plated | 0.31 | 14.99 | — | X | X | | |
| | | .032 | .090-.130 | Brass | .012 | .585 | X | X | 61758-1 | | |
| | | 0.81 | 2.29-3.30 | Brass, Tin Plated | 0.31 | 14.86 | X | X | 61758-2 | | |

¹ No Insulation support.

² UL listed and CSA certified for 22- 20 AWG.

³ Also capable of accepting (2) 20 AWG wires.

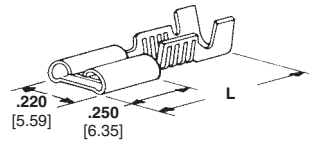
⁴ Stress relieved.

⁵ Tab stock thickness .020 [0.51].

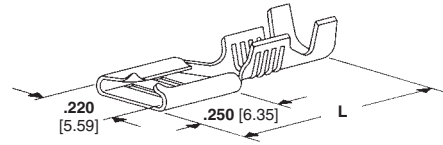
Note: All part numbers are RoHS compliant.

187 Series Receptacles (Continued)

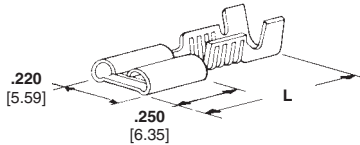
Straight Receptacles (Continued)



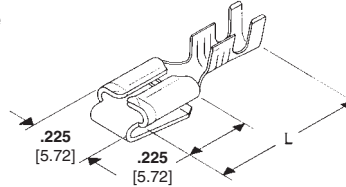
B — Budget Line



C — Economy Line



E — Moldable Line



F — Commercial Line Receptacle & Tab Combination

FASTON Receptacles

| Wire Range AWG | Style | Tab Fit | Insulation Diameter | Material and Finish | Stock Thickness | L (Overall Length) | UL | RA | SP | Terminal Part Number | |
|-------------------|------------------------|--------------|---------------------------------------|-------------------------|----------------------|-----------------------|---------------|----|----------------------|-------------------------|----------------------|
| 20-16 | B | .020 0.51 | .090-.130 2.29-3.30 | Brass | .012 0.31 | .585 14.86 | X | — | X | 42617-1 | |
| | | .020 0.51 | .090-.130 2.29-3.30 | Steel, Nickel Plated | .012 0.31 | .585 14.86 | — | X | X | 63959-1 | |
| | | .020 0.51 | .090-.130 2.29-3.30 | Brass, Tin Plated | .012 0.31 | .585 14.86 | X | — | X | 42617-2 | |
| | | .032 0.81 | — | Brass | .012 0.31 | .475 12.07 | X | — | X | 63785-1 ¹ | |
| | | .032 0.81 | .090-.130 2.29-3.30 | Brass | .012 0.31 | .585 14.86 | X | — | X | 63477-1 | |
| | | .032 0.81 | .090-.130 2.29-3.30 | Brass, Tin Plated | .012 0.31 | .585 14.86 | X | — | X | 63477-2 | |
| | | .020 0.51 | — | Brass | .012 0.31 | .475 12.07 | X | — | X | 42799-1 ¹ | |
| | | .020 0.51 | — | Brass, Tin Plated | .012 0.31 | .475 12.07 | X | — | X | 42799-2 ¹ | |
| | | .020 0.51 | .090-.130 2.29-3.30 | Brass | .012 0.31 | .590 14.99 | X | — | X | 42801-1 | |
| | | .020 0.51 | .090-.130 2.29-3.30 | Brass, Tin Plated | .012 0.31 | .590 14.99 | X | — | X | 42801-2 | |
| | C | .020 0.51 | .090-.130 2.29-3.30 or (2) 2.29 | Brass | .012 0.31 | .590 14.99 | X | — | X | 61892-1 ³ | |
| | | .032 0.81 | — | Brass, Tin Plated | .012 0.31 | .475 12.07 | X | — | X | 61969-1 ¹ | |
| | | .032 0.81 | .090-.130 2.29-3.30 | Brass | .012 0.31 | .590 14.99 | X | — | X | 60196-1 | |
| | | .032 0.81 | .090-.130 2.29-3.30 | Brass, Tin Plated | .012 0.31 | .590 14.99 | X | — | X | 60196-2 | |
| | | .039 0.99 | .090-.130 2.29-3.30 | Brass, Tin Plated | .012 0.31 | .590 14.99 | — | — | — | 63751-1 | |
| | | E | .020 0.51 | .090-.130 2.29-3.30 | Brass | .012 0.31 | .585 14.86 | X | — | X | 60214-1 |
| | | | .020 0.51 | .090-.130 2.29-3.30 | Brass, Tin Plated | .012 0.31 | .585 14.86 | X | — | X | 60214-2 |
| | | | .020 0.51 | .060-.110 1.52-2.79 | Brass, Tin Plated | .014 0.36 | .615 15.62 | X | — | X | 62139-1 ⁵ |
| | | | .020 0.51 | .090-.130 2.29-3.30 | Brass, Tin Plated | .014 0.36 | .615 15.62 | X | — | X | 62026-1 ⁵ |
| | | F | .020 0.51 | .090-.130 2.29-3.30 | Brass | .014 0.36 | .615 15.62 | X | — | X | 62026-2 ⁵ |
| .032 0.81 | .090-.130 2.29-3.30 | | Brass | .014 0.36 | .615 15.62 | X | — | X | 63646-1 ⁵ | | |
| | | .032 0.81 | .090-.130 2.29-3.30 | Brass, Tin Plated | .014 0.36 | .615 15.62 | X | — | X | 63646-2 ⁵ | |

¹ No Insulation support.

² UL listed and CSA certified for 22- 20 AWG.

³ Also capable of accepting (2) 20 AWG wires.

⁴ Stress relieved.

⁵ Tab stock thickness .020 [0.51].

Note: All part numbers are RoHS compliant.

187 Series Receptacles (Continued)

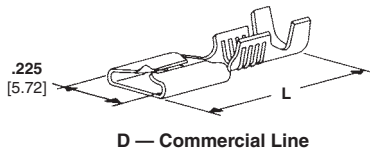
Straight Receptacles (Continued)



A — Premier Line



B — Budget Line



D — Commercial Line



E — Moldable Line



F — Commercial Line Receptacle & Tab Combination

| Wire Range AWG | Style | Tab Fit | Insulation Diameter | Material and Finish | Stock Thickness | L (Overall Length) | UL | RA | SP | Terminal Part Number |
|--------------------|-------|--------------|---|-------------------------|--------------------|-----------------------|----|----|----|-------------------------|
| 18-16 or (2) 18 | A | .020 0.51 | .105-.210 2.67-5.33 (2) .105 Max. | Brass, Tin Plated | .012 0.31 | .590 14.99 | X | — | X | 60487-2 |
| | | | .105-.210 2.67-5.33 (2) .105 Max. | Brass | .012 0.31 | .590 14.99 | X | — | X | 60487-1 |
| | | .032 0.81 | .105-.210 2.67-5.33 (2) .105 Max. | Brass, Tin Plated | .012 0.31 | .590 14.99 | X | — | X | 61945-1 |
| | B | .032 0.81 | .105-.210 2.67-5.33 (2) .105 Max. | Brass | .012 0.31 | .590 14.99 | X | — | X | 63769-1 |
| | | | .105-.210 2.67-5.33 (2) .105 Max. | Steel, Nickel Plated | .012 0.31 | .590 14.99 | — | X | X | 61945-2 |
| | | | .105-.210 2.67-5.33 (2) .105 Max. | Brass | .012 0.31 | .590 14.99 | X | — | X | 63470-1 |
| 18-14 or (2) 16 | D | .020 0.51 | .180-.230 4.57-5.84 (2) .110 Max. | Brass | .014 0.36 | .640 16.26 | X | — | X | 60742-1 |
| | | | .180-.230 4.57-5.84 (2) .110 Max. | Brass, Tin Plated | .014 0.36 | .640 16.26 | X | — | X | 60742-2 |
| | | .025 0.64 | .180-.230 4.57-5.84 (2) .110 Max. | Brass, Tin Plated | .014 0.36 | .640 16.26 | X | — | X | 63749-2 ⁴ |
| | D | .032 0.81 | .180-.230 4.57-5.84 (2) .110 Max. | Brass | .014 0.36 | .640 16.26 | — | — | — | 63832-1 |
| | | | .180-.230 4.57-5.84 (2) .110 Max. | Brass | .014 0.36 | .640 16.26 | X | — | X | 63596-1 |
| | | | .180-.230 4.57-5.84 (2) .110 Max. | Brass, Pre-Tin | .014 0.36 | .640 16.26 | X | — | X | 63596-2 |
| 18-14 | A | .020 0.51 | .110-.160 2.79-4.06 | Brass, Tin Plated | .012 0.31 | .590 14.99 | X | — | X | 1217149-1 |
| | D | .020 0.51 | .150-.190 3.81-4.83 | Brass | .014 0.36 | .640 16.26 | X | — | X | 62016-1 |
| | | | .150-.190 3.81-4.83 | Brass, Tin Plated | .014 0.36 | .640 16.26 | X | — | X | 62016-2 |
| | | .032 0.81 | .150-.190 3.81-4.83 | Brass, Pre-Tin | .014 0.36 | .640 16.26 | X | — | X | 63697-1 |
| | F | .020 0.51 | .110-.160 2.79-4.06 | Brass, Tin Plated | .014 0.36 | .615 15.62 | — | — | — | 1217151-1 ⁵ |

¹ No Insulation support.

² UL listed and CSA certified for 22- 20 AWG.

³ Also capable of accepting (2) 20 AWG wires.

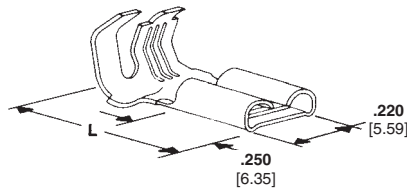
⁴ Stress relieved.

⁵ Tab stock thickness .020 [0.51].

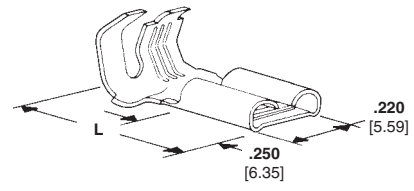
Note: All part numbers are RoHS compliant.

187 Series Tab-Lok Flags

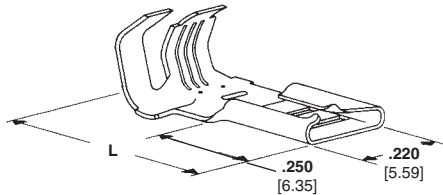
Flag Receptacles,
Insulation Support



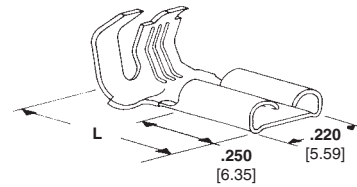
A — Premier Line



B — Budget Line



C — Economy Line



D — Moldable Line

| Wire Range AWG | Style | Tab Fit | Insulation Diameter | Material and Finish | Stock Thickness | L (Overall Length) | UL | RA | SR | Terminal Part Number |
|--------------------|-------|--------------|---|-------------------------|--------------------|-----------------------|----|----|----|-------------------------|
| 20-16 | A | .020 0.51 | .110-.170 2.79-4.32 | Brass | .012 0.31 | .530 13.46 | X | — | X | 42486-1 |
| | | .020 0.51 | .110-.170 2.79-4.32 | Brass, Tin Plated | .012 0.31 | .530 13.46 | X | — | X | 42486-2 |
| | | .020 0.51 | .110-.170 2.79-4.32 | Steel, Nickel Plated | .012 0.31 | .530 13.46 | — | X | X | 42486-3 |
| | | .020 0.51 | .110-.170 2.79-4.32 | Brass, Silver Plated | .012 0.31 | .530 13.46 | X | — | X | 42486-4 |
| | | .032 0.81 | .110-.170 2.79-4.32 | Brass, Tin Plated | .012 0.31 | .530 13.46 | X | — | X | 62591-1 |
| | | .032 0.81 | .110-.170 2.79-4.32 | Steel, Nickel Plated | .012 0.31 | .530 13.46 | — | X | X | 63696-1 |
| | B | .020 0.51 | .110-.170 2.79-4.32 | Brass | .012 0.31 | .530 13.46 | X | — | X | 42618-1 |
| | | .020 0.51 | .110-.170 2.79-4.32 | Brass, Tin Plated | .012 0.31 | .530 13.46 | X | — | X | 42618-2 |
| | | .020 0.51 | .170-.225 4.32-5.72 | Brass | .012 0.31 | .575 14.61 | X | — | X | 62817-1 |
| | | .032 0.81 | .110-.170 2.79-4.32 | Brass | .012 0.31 | .530 13.46 | X | — | X | 63748-1 |
| | C | .020 0.51 | .110-.170 2.79-4.32 | Brass | .012 0.31 | .530 13.46 | X | — | X | 42800-1 |
| | | .020 0.51 | .110-.170 2.79-4.32 | Brass, Tin Plated | .012 0.31 | .530 13.46 | X | — | X | 42800-2 |
| | | .032 0.81 | .110-.170 2.79-4.32 | Brass | .012 0.31 | .530 13.46 | X | — | X | 60529-1 |
| | | .032 0.81 | .110-.170 2.79-4.32 | Brass, Tin Plated | .012 0.31 | .530 13.46 | X | — | X | 60529-2 |
| | D | .020 0.51 | .110-.170 2.79-4.32 | Brass | .012 0.31 | .530 13.46 | X | — | X | 61029-1 |
| | | .020 0.51 | .110-.170 2.79-4.32 | Brass, Tin Plated | .012 0.31 | .530 13.46 | X | — | X | 61029-2 |
| 18-14 or (2) 18 | A | .032 0.81 | .110-.190 2.79-4.83 (2) .105 Max. 2.67 | Brass, Tin Plated | .014 0.36 | .530 14.36 | X | — | X | 1742422-1 |
| | B | .032 0.81 | .110-.190 2.79-4.83 (2) .105 Max. 2.67 | Brass, Tin Plated | .014 0.36 | .530 14.36 | X | — | X | 1217027-1 |

Note: All part numbers are RoHS compliant.

187 Series C-Crimp Flag Receptacles

C-Crimp Line

A — 187 Series C-Crimp Flag Receptacles

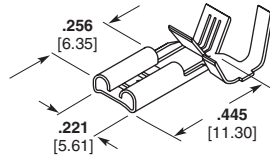


| Wire Range AWG | Style | Tab Fit | Insulation Diameter | Material and Finish | Stock Thickness | L (Overall Length) | UL | RA | SP | Terminal Part Number |
|----------------|-------|--------------|------------------------|---------------------|-----------------|--------------------|----------------|----|----------------|----------------------|
| 20-16 | A | .020 0.51 | .090-.130 2.29-3.30 | Brass | .014 0.36 | .522 13.26 | X | — | X | 1217009-1 |
| | | .020 0.51 | .090-.130 2.29-3.30 | Brass, Tin Plated | .014 0.36 | .522 13.26 | X | — | X | 1217009-2 |
| | | .032 0.81 | .090-.130 2.29-3.30 | Brass | .014 0.36 | .522 13.26 | X | — | X | 1217010-1 |
| | | .032 0.81 | .090-.130 2.29-3.30 | Brass, Tin Plated | .014 0.36 | .522 13.26 | X | — | X | 1217010-2 |
| 18-14 | A | .032 0.81 | .100-.155 2.54-3.94 | Brass | .016 0.41 | .535 13.59 | X ¹ | — | X ¹ | 1217244-1 |
| | | .032 0.81 | .100-.155 2.54-3.94 | Brass, Tin Plated | .016 0.41 | .535 13.59 | X | — | X | 1217244-2 |

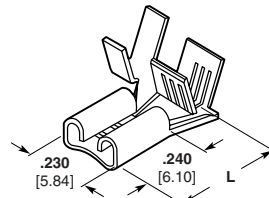
¹ 16 & 18 AWG only.

187 Series F-Crimp Flags

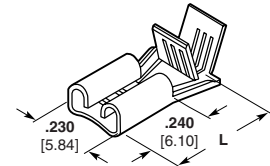
F-Crimp Line



A — End of Wire with Insulation Support



B — Center Strip with Insulation Support



C — Center Strip with No Insulation Support

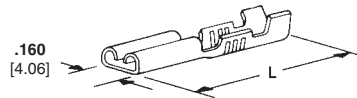
| Wire Range AWG | Style | Tab Fit | Insulation Diameter | Material and Finish | Stock Thickness | L (Overall Length) | UL | RA | SP | Terminal Part Number |
|-----------------|-------|--------------|---|----------------------|-----------------|--------------------|----------------|----------------|----------------|----------------------|
| 22-18 | A | .020 0.51 | .060-.110 1.52-2.79 | Brass | 0.012 0.31 | 0.445 11.30 | X | — | X | 1742086-1 |
| | | .020 0.51 | .060-.110 1.52-2.79 | Brass, Tin Plated | 0.012 0.31 | 0.445 11.30 | X | — | X | 1742086-2 |
| | | .032 0.81 | .060-.110 1.52-2.79 | Brass | 0.012 0.31 | 0.445 11.30 | X | — | X | 1742087-1 |
| | | .032 0.81 | .060-.110 1.52-2.79 | Brass, Tin Plated | 0.012 0.31 | 0.445 11.30 | X | — | X | 1742087-2 |
| 20-16 | B | .020 0.51 | .090-.130 2.29-3.30 | Brass | .012 0.31 | .596 15.14 | — | — | — | 626412-1 |
| | | .020 0.51 | .060-.150 1.52-3.81 | Brass | .016 0.41 | .430 10.92 | X | — | X | 63512-1 |
| 18-14 | B | .032 0.81 | .060-.150 1.52-3.81 | Brass | .016 0.41 | .430 10.92 | X | — | X | 63316-1 |
| | | .032 0.81 | .060-.150 1.52-3.81 | Brass, Tin Plated | .016 0.41 | .430 10.92 | X | — | X | 63316-2 |
| | C | .032 0.81 | — | Steel, Nickel Plated | .016 0.41 | .430 10.92 | — | X | X | 63316-3 |
| | | .032 0.81 | — | Brass | .016 0.41 | .430 10.92 | X | — | X | 63317-1 |
| 18-14 or (2) 18 | A | .020 0.51 | .110-.150 or 2-110 2.79-3.81 or 2-2.79 max | Brass | 0.012 0.31 | 0.445 11.30 | X ¹ | — | X ¹ | 1742088-1 |
| | | .020 0.51 | .110-.150 or 2-110 2.79-3.81 or 2-2.79 max | Brass, Tin Plated | 0.012 0.31 | 0.445 11.30 | X ¹ | — | X ¹ | 1742088-2 |
| | | .032 0.81 | .110-.150 or 2-110 2.79-3.81 or 2-2.79 max | Brass | 0.012 0.31 | 0.445 11.30 | X ¹ | — | X ¹ | 1742089-1 |
| | | .032 0.81 | .110-.150 or 2-110 2.79-3.81 or 2-2.79 max | Brass, Tin Plated | 0.012 0.31 | 0.445 11.30 | X ¹ | — | X ¹ | 1742089-2 |
| 18 or (2) 18 | A | .020 0.51 | .110-.150 or 2-110 2.79-3.81 or 2-2.79 max | Steel, Nickel Plated | 0.012 0.31 | 0.445 11.30 | — | X ¹ | — | 1742312-1 |
| | | .032 0.81 | .110-.150 or 2-110 2.79-3.81 or 2-2.79 max | Steel, Nickel Plated | 0.012 0.31 | 0.445 11.30 | — | X ¹ | — | 1742049-1 |

¹ UL/CSA Approved for 18 & 16 AWG only

Note: All part numbers are RoHS compliant.

125 Series Receptacles

Insulation Support

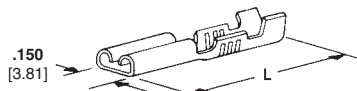


A - Receptacle with Insulation Support

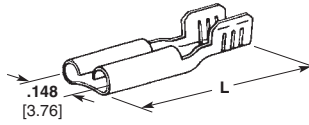
| Wire Range AWG | Style | Tab Fit | Insulation Diameter | Material and Finish | Stock Thickness | L (Overall Length) | UL | RA | SP | Terminal Part Number |
|----------------|-------|--------------|------------------------|---------------------|-----------------|--------------------|----|----|----|----------------------|
| 22-18 | A | .020 0.51 | .090-.110 2.29-2.79 | Brass | .010 0.25 | .635 16.13 | — | — | — | 63705-1 |

110 Series Receptacles

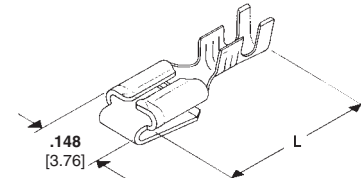
Straight Receptacles



A — FASTON Receptacles with Insulation Support



B — FASTON Receptacles with No Insulation Support



C — Commercial Line Receptacle and Tab Combination

| Wire Range AWG | Style | Fits Tab Type ⁷ | Tab Fit | Insulation Diameter | Material and Finish | Stock Thickness | L (Overall Length) | UL | RA | SP | Terminal Part Number |
|----------------|-------|----------------------------|--------------|------------------------|---------------------|-----------------|--------------------|----------------|----|----|----------------------|
| 26-22 | B | — | .020 0.51 | — | Brass, Tin Plated | .010 0.25 | .327 8.31 | — | — | — | 63837-1 |
| | | — | .016 0.41 | — | Brass | .010 0.25 | .327 8.31 | — | — | — | 61818-1 |
| 24-22 | A | 1 | .016 0.41 | .040-.060 1.02-1.52 | Brass, Pre-Tin | .010 0.25 | .635 16.13 | — | — | — | 42415-1 |
| | | 1 | .020 0.51 | .040-.060 1.02-1.52 | Brass, Pre-Tin | .010 0.25 | .635 16.13 | X ¹ | — | X | 42067-1 |
| | | 1 | .020 0.51 | .040-.060 1.02-1.52 | Brass, Pre-Tin | .010 0.25 | .510 12.95 | X | — | X | 60089-2 |
| | | 1 | .032 0.81 | .040-.060 1.02-1.52 | Brass, Pre-Tin | .010 0.25 | .635 16.13 | X ¹ | — | X | 63634-1 |
| 22-20 | A | 2 | .020 0.51 | .060-.100 1.52-2.54 | Brass, Pre-Tin | .010 0.25 | .635 16.13 | X | — | X | 42236-1 |
| 22-18 | A | 1 | .012 0.31 | .060-.100 1.52-2.54 | Brass, Pre-Tin | .010 0.25 | .635 16.13 | — | — | — | 60415-1 |
| | | 1 | .016 0.41 | .060-.100 1.52-2.54 | Brass, Pre-Tin | .010 0.25 | .635 16.13 | — | — | — | 60118-1 |
| | | 2 | .016 0.41 | .090-.130 1.52-2.54 | Brass, Pre-Tin | .010 0.25 | .635 16.13 | — | — | — | 62523-1 |
| | | 1 | .020 0.51 | .060-.100 1.52-2.54 | Brass | .010 0.25 | .635 16.13 | X | — | X | 42068 |
| | | 1 | .020 0.51 | .060-.100 1.52-2.54 | Brass, Pre-Tin | .010 0.25 | .635 16.13 | X | — | X | 42068-1 |
| | | 1 | .020 0.51 | .090-.130 1.52-2.54 | Brass, Pre-Tin | .010 0.25 | .635 16.13 | X | — | X | 62094-1 |
| | | 1 | .020 0.51 | .090-.130 1.52-2.54 | Brass | .010 0.25 | .635 16.13 | X | — | X | 62094-2 |
| | | 2 | .020 0.51 | .120-.140 3.05-3.56 | Brass, Pre-Tin | .010 0.25 | .635 16.13 | X | — | X | 60729-1 |
| | | 1 | .025 0.51 | .120-.140 3.05-3.56 | Brass, Pre-Tin | .010 0.25 | .635 16.13 | — | — | — | 61158-1 |
| | | 1 | .032 0.81 | .060-.100 1.52-2.54 | Brass, Pre-Tin | .010 0.25 | .635 16.13 | X | — | X | 60197-1 |
| | | 3 | .032 0.81 | .060-.100 1.52-2.54 | Brass, Pre-Tin | .010 0.25 | .635 16.13 | X | — | X | 60577-1 |
| | | 1 | .032 0.81 | .120-.140 3.05-3.56 | Brass, Pre-Tin | .010 0.25 | .635 16.13 | X | — | X | 63954-1 |

¹ UL listed 22 AWG wire only.

² No Dimple.

⁴ Side feed.

³ Dimple at special location.

⁵ Tab Thickness .020 [0.51].

⁶ Tab Thickness .032 [0.81].


⁷ Stress relieved.

⁸ See page 28 for Mating Tab Designs.

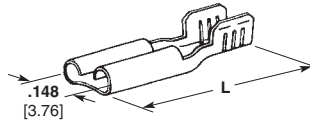
Note: All part numbers are RoHS compliant.

110 Series Receptacles (Continued)

Straight Receptacles (Continued)



A — FASTON Receptacles with Insulation Support



B — FASTON Receptacles with No Insulation Support



C — Commercial Line Receptacle and Tab Combination

| Wire Range AWG | Style | Fits Tab Type ^a | Tab Fit | Insulation Diameter | Material and Finish | Stock Thickness | L (Overall Length) | UL | RA | SP | Terminal Part Number |
|-----------------|-------|----------------------------|--------------|------------------------|----------------------|-----------------|--------------------|----|----|----|------------------------|
| 22-18 | C | 1 | .018 0.46 | .080-.120 2.03-3.05 | Brass | .010 0.25 | .630 16.00 | — | — | — | 63242-1 ⁵ |
| | | 1 | .020 0.51 | .060-.100 1.52-2.54 | Brass | .010 0.25 | .630 16.00 | X | — | X | 62003-1 ⁵ |
| | | 1 | .020 0.51 | .060-.100 1.52-2.54 | Brass, Tin Plated | .010 0.25 | .630 16.00 | X | — | X | 62003-2 ⁵ |
| | | 1 | .032 0.81 | .080-.120 2.03-3.05 | Brass, Tin Plated | .010 0.25 | .630 16.00 | X | — | X | 63961-1 ⁵ |
| | | 1 | .032 0.81 | .080-.120 2.03-3.05 | Brass, Tin Plated | .010 0.25 | .630 16.00 | — | — | — | 1217145-1 ⁶ |
| 20-18 or (2) 20 | B | 1 | .016 0.41 | — | Brass, Pre-Tin | .010 0.25 | .475 12.07 | — | — | — | 42398-1 |
| | | 1 | .020 0.51 | — | Brass, Pre-Tin | .010 0.25 | .475 12.07 | X | — | X | 42399-1 |
| | | 1 | .032 0.81 | — | Brass, Pre-Tin | .010 0.25 | .475 12.07 | X | — | X | 60601-1 |
| 20-18 | B | — | .020 0.51 | — | Brass, Pre-Tin | .010 0.25 | .380 9.65 | X | — | X | 62850-1 ² |
| | | — | .020 0.51 | — | Brass, Tin Plated | .010 0.25 | .380 9.65 | X | — | X | 62850-2 ² |
| 20-16 | A | 1 | .010 0.25 | .060-.100 1.52-2.54 | Brass, Pre-Tin | .010 0.25 | .625 15.88 | — | — | — | 62968-1 |
| | | 1 | .020 0.51 | .060-.100 1.52-2.54 | Brass, Pre-Tin | .010 0.25 | .635 16.13 | X | — | X | 61408-1 |
| | | 1 | .020 0.51 | .060-.100 1.52-2.54 | Steel, Nickel Plated | .010 0.25 | .635 16.13 | — | X | X | 1217102-1 |
| | | 1 | .020 0.51 | .120-.140 3.05-3.56 | Brass, Pre-Tin | .010 0.25 | .635 16.13 | X | — | X | 61400-1 |
| | | 1 | .020 0.51 | .150-.170 3.81-4.32 | Brass, Tin Plated | .010 0.25 | .635 16.13 | X | — | X | 62191-1 |
| | | 1 | .032 0.81 | .120-.140 3.05-3.56 | Brass, Pre-Tin | .010 0.25 | .635 16.13 | X | — | X | 62050-1 |
| | | 1 | .032 0.81 | .120-.140 3.05-3.56 | Steel, Nickel Plated | .010 0.25 | .635 16.13 | — | X | X | 62050-2 |
| | | 2 | .032 0.81 | .120-.140 3.05-3.56 | Brass, Pre-Tin | .010 0.25 | .635 16.13 | X | — | X | 63703-1 |
| | | 1 | .016 0.41 | — | Brass, Pre-Tin | .010 0.25 | .537 13.64 | — | — | — | 61457-1 |
| | | 1 | .032 0.81 | — | Brass, Pre-Tin | .010 0.25 | .415 10.54 | X | — | X | 63560-1 |
| 18-14 | A | — | .032 0.81 | .110-.190 2.79-4.83 | Brass, Tin Plated | .012 0.30 | .625 15.88 | — | — | — | 63093-1 ^{2,7} |
| | | — | .020 0.51 | — | Brass, Tin Plated | .010 0.25 | .475 12.07 | X | — | X | 62474-1 ^{3,4} |
| | | 1 | .020 0.51 | — | Brass, Pre-Tin | .010 0.25 | .475 12.07 | X | — | X | 62852-1 ⁴ |

¹ UL listed 22 AWG wire only.
² No Dimple.

³ Side feed.
⁴ Dimple at special location.

⁵ Tab Thickness .020 [0.51].
⁶ Tab Thickness .032 [0.81].

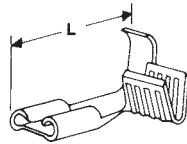
⁷ Stress relieved.
⁸ See page 28 for Mating Tab Designs.

Note: All part numbers are RoHS compliant.

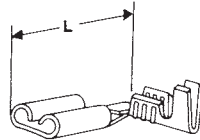
110 Series F-Crimp Flags

Flag Receptacles

FASTON Receptacles



A — FASTON Flag Receptacle with Insulation Support



B — FASTON Flag Receptacle with Insulation Support



C — FASTON Flag Receptacle with No Insulation Support

| Wire Range AWG | Style | Fits Tab Type ² | Tab Fit | Insulation Diameter | Material and Finish | Stock Thickness | L (Overall Length) | UL | RU | SR | Terminal Part Number |
|----------------|-------|----------------------------|--------------|------------------------|----------------------|-----------------|--------------------|----------------|----|----------------|----------------------|
| 26-22 | B | * | .020 0.51 | .040-.080 1.02-2.03 | Brass, Pre-Tin | .010 0.25 | .430 10.92 | X ³ | — | X ³ | 1742219-1 |
| | | * | .016 0.41 | .065-.100 1.65-2.54 | Brass, Pre-Tin | .010 0.25 | .460 11.68 | — | — | — | 61459-1 |
| | | * | .020 0.51 | .065-.100 1.65-2.54 | Brass, Pre-Tin | .010 0.25 | .460 11.68 | X | — | X | 61372-1 |
| | A | * | .020 0.51 | .065-.100 1.65-2.54 | Brass, Tin Plated | .012 0.30 | .460 11.68 | X | — | X | 60605-1 |
| | | * | .025 0.64 | .065-.100 1.65-2.54 | Brass, Pre-Tin | .010 0.25 | .460 11.68 | — | — | — | 61530-1 |
| | | * | .032 0.81 | .065-.100 1.65-2.54 | Brass, Pre-Tin | .010 0.25 | .460 11.68 | X | — | X | 61971-1 |
| 22-18 | B | * | .020 0.51 | .060-.100 1.52-2.54 | Brass, Pre-Tin | .010 0.25 | .430 10.92 | X | — | X | 61481-1 |
| | | * | .020 0.51 | .060-.100 1.52-2.54 | Brass, Tin Plated | .012 0.30 | .430 10.92 | X | — | X | 61070-1 |
| | | * | .020 0.51 | .060-.100 1.52-2.54 | Brass | .012 0.30 | .430 10.92 | X | — | X | 61070-2 |
| | C | * | .025 0.64 | .060-.100 1.52-2.54 | Brass, Pre-Tin | .010 0.25 | .430 10.92 | — | — | — | 1217138-1 |
| | | * | .032 0.81 | .060-.100 1.52-2.54 | Brass, Pre-Tin | .010 0.25 | .430 10.92 | X | — | X | 62336-1 |
| | | * | .032 0.81 | .060-.100 1.52-2.54 | Steel, Nickel Plated | .010 0.25 | .430 10.92 | — | — | — | 62336-2 |
| 22-16 | C | — | .015 0.38 | — | Brass, Pre-Tin | .010 0.25 | .295 7.49 | — | — | — | 63990-1 |
| | | — | .020 0.51 | — | Brass | .012 0.30 | .295 7.49 | X ¹ | — | X | 60991-1 |
| | | — | .020 0.51 | — | Brass, Pre-Tin | .010 0.25 | .295 7.49 | X ¹ | — | X | 61549-1 |
| | | 1 | .020 0.51 | — | Brass, Pre-Tin | .010 0.25 | .295 7.49 | X ¹ | — | X | 62321-1 |

* No Tab Type

¹ UL listed and CSA certified for 22-18 AWG.

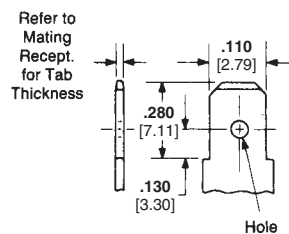
² See below for Mating Tab Designs.

³ UL listed and CSA certified for 22 AWG wire only.

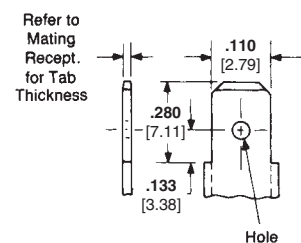
Mating 110 Series Tab Designs



Mating 110 Series Tab Dimension Type 1



Mating 110 Series Tab Dimensions Type 2



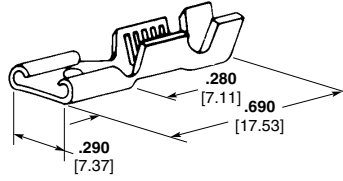
Mating 110 Series Tab Dimensions Type 3

Note: All part numbers are RoHS compliant.

AMPLIVAR Receptacles

250 Series FASTON Receptacles

Stock Thickness — .016 [0.41]



| Magnet Wire Range | | Insulation Diameter | Mating Tab Thk. | Material | Material Thickness | Part Number |
|---------------------------------|---|--|-----------------|---------------------------|--------------------|--|
| AWG | mm ² | | | | | |
| 24-19 | 0.23-0.70 | .050-.080 1.30-2.00 | .020 0.51 | Brass Tin Plated Brass | .016 0.41 | 63623-1 ¹ 63623-2 ¹ |
| 23-19 or (2) 24 or (2) 26 | 0.29-0.70 or (2) 0.23 or (2) 0.15 | .050-.100 1.30-2.55 | .025 0.64 | Brass | .016 0.41 | 62069-1 ³ |
| 20-16 or (2) 23 or (2) 20 | 0.57-1.39 or (2) 0.29 or (2) 0.57 | .100-.140 2.55-3.55 or .060 (2) 1.52 Max. | .032 [0.81] | Brass Tin Plated Brass | .016 0.41 | 60384-1 60384-2 |
| 20-16 | 0.57-1.39 | .100-.140 2.55-3.55 | .020 0.51 | Brass | .016 0.41 | 62080-1 |
| 18-14 or (2) 17 | 0.88-2.19 or (2) 1.11 | .120-.170 3.05-4.30 or .060 (2) 1.52 Max. | .032 [0.81] | Tin Plated Brass | .016 0.41 | 60385-2 |
| 18-14 or (2) 19 | 0.88-2.19 or (2) 0.70 | .120-.170 3.05-4.30 | .020 0.51 | Brass | .016 0.41 | 63622-1 ¹ |
| 18-14 or (2) 19 | 0.88-2.19 or (2) 0.70 | .120-.170 3.05-4.30 | .032 0.81 | Brass | .016 0.41 | 1217835-1 |

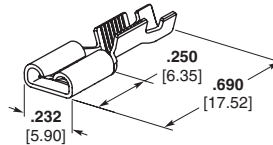
¹ Low insertion force

² Quick-Change Applicator for AMP-O-LECTRIC Machine 565435-5.

³ Mates to .025 [0.64] thick tab.

187 Series FASTON Receptacle

Stock Thickness — .016 [0.41]



| Magnet Wire Range | | Insulation Diameter | Mating Tab Thk. | Material | Material Thickness | Part Number |
|-------------------|-----------------|------------------------|-----------------|-------------------------------|--------------------|-------------|
| AWG | mm ² | | | | | |
| 20-16 | 0.57-1.39 | .050-.090 1.27-2.29 | .032 0.81 | Tin Plated Phosphor Bronze | .016 0.41 | 1742678-2 |

Note: All part numbers are RoHS compliant.

AMPLIVAR Receptacles (Continued)

187 Series FASTON Flag Receptacles

Stock Thickness — .016 [0.41]



| Magnet Wire Range | | Insulation Diameter | Mating Tab Thk. | Material | Material Thickness | Part Number |
|-------------------|-----------------|------------------------|-----------------|----------------------------|--------------------|-------------|
| CMA | mm ² | | | | | |
| 500-1200 | 0.25-0.61 | .020-.040 0.51-1.02 | .020 0.51 | Tin Plated Brass | .016 0.41 | 63942-1 |
| 24-20 AWG | 0.2-0.5 | .020-.040 0.51-1.02 | .032 0.81 | Tin Plated Brass | .016 0.41 | 1217624-1 |
| 20-16 AWG | 0.57-1.39 | .050-.090 1.27-2.29 | .032 0.81 | Tin Plated Phosphor Bronze | .016 0.41 | 1742679-2 |
| 1200-2350 | 0.61-1.19 | .020-.040 0.51-1.02 | .020 0.51 | Tin Plated Brass | .016 0.41 | 63941-1 |
| 2000-4000 | 1.01-2.03 | .020-.040 0.51-1.02 | .032 0.81 | Tin Plated Brass | .016 0.41 | 1217955-1 |
| 2000-4050 | 1.01-2.05 | .020-.040 0.51-1.02 | .020 0.51 | Tin Plated Brass | .016 0.41 | 63940-1 |
| 2000-4050 | 1.01-2.05 | .020-.040 0.51-1.02 | .032 0.81 | Tin Plated Brass | .016 0.41 | 1217417-1 |
| 3000-6000 | 1.52-3.04 | .020-.040 0.51-1.02 | .020 0.51 | Tin Plated Brass | .016 0.41 | 1217899-1 |

250 Series FASTON Flag Receptacles

Stock Thickness — .018 [0.45]



| Magnet Wire Range | | Insulation Diameter | Mating Tab Thk. | Material | Material Thickness | Part Number |
|-------------------|-----------------|------------------------|-----------------|------------------------|--------------------|-------------|
| CMA | mm ² | | | | | |
| 16-12 | 1.39-3.47 | .120-.170 3.05-4.32 | .032 0.81 | Tin Plated Phos Bronze | .018 0.45 | 63944-1 |

Note: All part numbers are RoHS compliant.

Miscellaneous Tab Receptacles

Tab Receptacles



| Wire Range | | Type | Insul. Dia. Range | Stock Thk. | Material and Finish | Fits Tab | Dimensions | | | Part No. |
|------------|-----------------|------|------------------------|--------------|---------------------|----------------------------|--------------|---------------|--------------|--|
| AWG | mm ² | | | | | | E | L | W | |
| 26-22 | 0.12-0.4 | A | .035-.065 0.89-1.65 | .010 .025 | Pre-Tin Brass | .031 x .093 0.79 x 2.36 | .190 4.83 | .475 12.06 | .120 3.05 | 61813-1 ⁵ |
| 24-20 | 0.2-0.6 | A | .040-.080 1.02-2.03 | .010 0.25 | Tin Plated Brass | .031 x .062 0.79 x 1.57 | .187 4.75 | .462 11.73 | .090 2.29 | 60900-1 ¹ 60900-4 ² |
| | | B | — | .010 0.25 | Tin Plated Brass | .015 x .050 0.38 x 1.27 | .145 3.68 | .310 7.87 | .070 1.78 | 62352-1 |
| 22-18 | 0.3-0.9 | A | .050-.085 1.27-2.16 | .010 0.25 | Pre-Tin Brass | .010 x .093 0.25 x 2.36 | .190 4.83 | .480 12.19 | .120 3.05 | 63391-1 ^{3,4} 63391-2 ⁴ |
| 20-18 | 0.5-0.9 | A | .080-.120 2.03-3.05 | .010 0.25 | Pre-Tin Brass | .032 x .103 0.81 x 2.62 | .200 5.08 | .480 12.19 | .126 3.2 | 60252-1 ⁶ |
| | | | | | Pre-Tin Brass | .020 x .103 0.51 x 2.62 | .200 5.08 | .480 12.19 | .126 3.2 | 60432-1 ⁶ |

¹ Available in loose piece form, order Part Number 61454-1.

² Reverse reel of 60900-1.

³ Loose piece form of Part Number 63391-2.

⁴ Mechanically compliant base.

⁵ No dimple.

⁶ Dimple.

Note: All part numbers are RoHS compliant.

X-ON Electronics

Largest Supplier of Electrical and Electronic Components

Click to view similar products for [Terminals](#) category:

Click to view products by [TE Connectivity](#) manufacturer:

Other Similar products are found below :

[00-054007-01074-6](#) [00-054007-70206-1](#) [00-054007-70210-8](#) [00-054007-70217-7](#) [00-054007-70226-9](#) [00-054007-70228-3](#) [00-054007-70248-1](#) [00-054007-70256-6](#) [00-054007-70301-3](#) [00-054007-70316-7](#) [00-054007-49560-4](#) [00-054007-70209-2](#) [00-054007-70225-2](#) [00-054007-70227-6](#) [00-054007-70231-3](#) [00-054007-70241-2](#) [00-054007-70242-9](#) [00-054007-70244-3](#) [00-054007-70246-7](#) [00-054007-70263-4](#) [00-054007-70288-7](#) [00-054007-70290-0](#) [00-054007-70300-6](#) [00-054007-70304-4](#) [01-2065-1-0216](#) [01-2900-1-04412](#) [00581P0075](#) [600TS-10](#) [60205-1](#) [604200-1](#) [605601-1](#) [60598-1-CUT-TAPE](#) [61314-6-C](#) [61810-3](#) [61-S](#) [61-SN](#) [626-0194](#) [62-NBM-A](#) [62-SN](#) [62-SP](#) [63-S](#) [640179-1](#) [M55155/059I03](#) [M55155/079C01](#) [M55155/099H02](#) [M55155/109H01](#) [M55155/109H02](#) [M55155/12XH05](#) [M55155/16XH02](#) [M55155/29-5S](#)