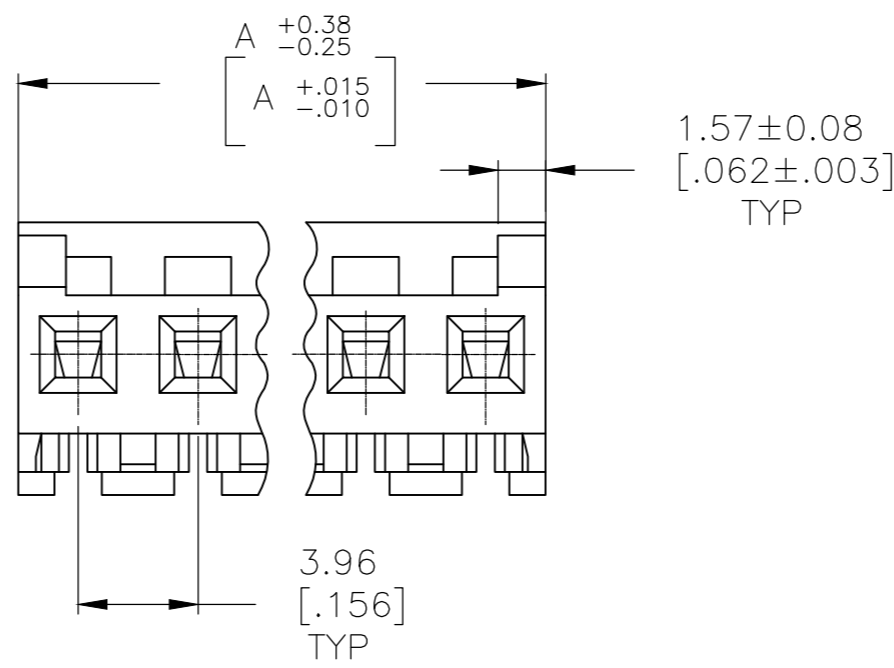
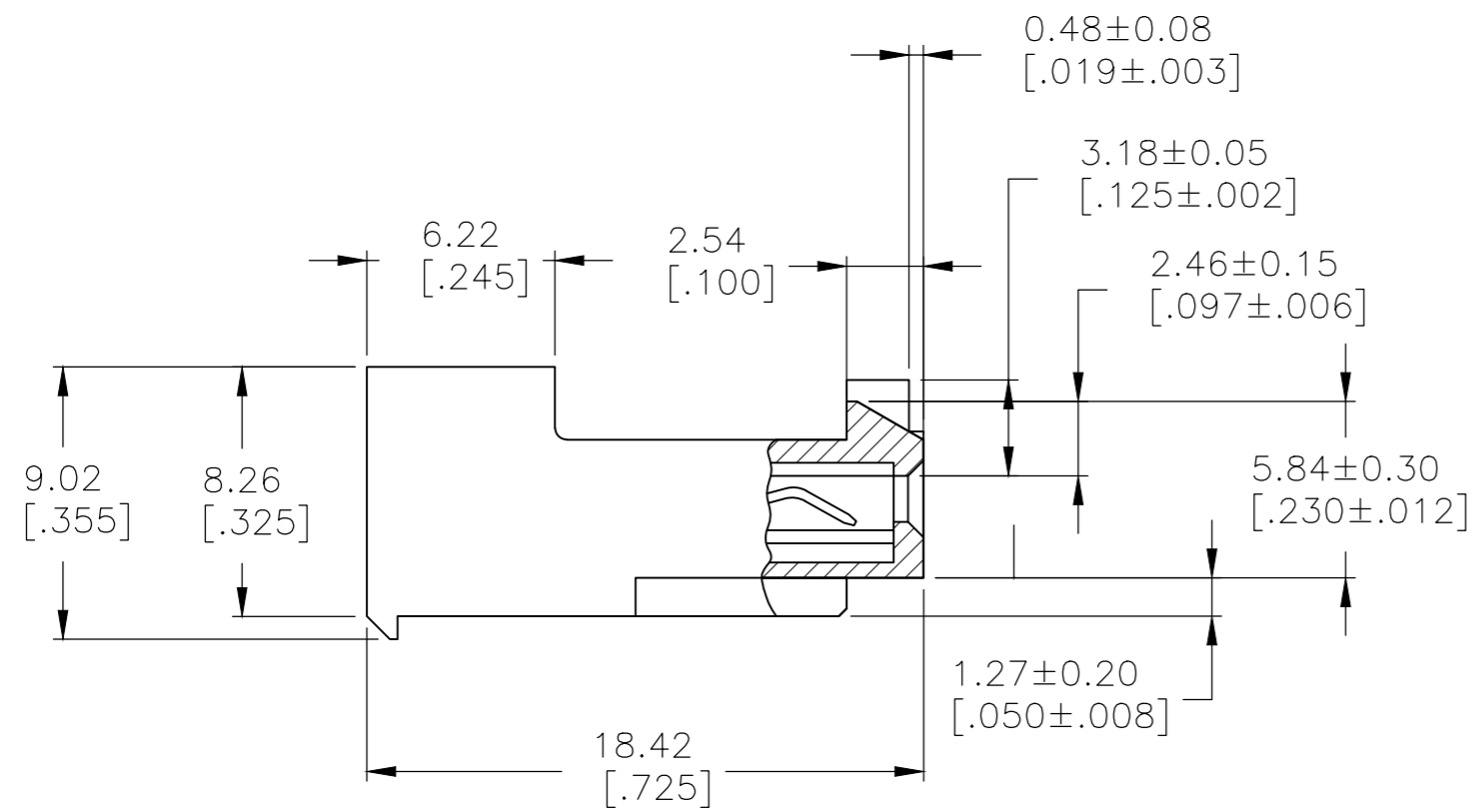
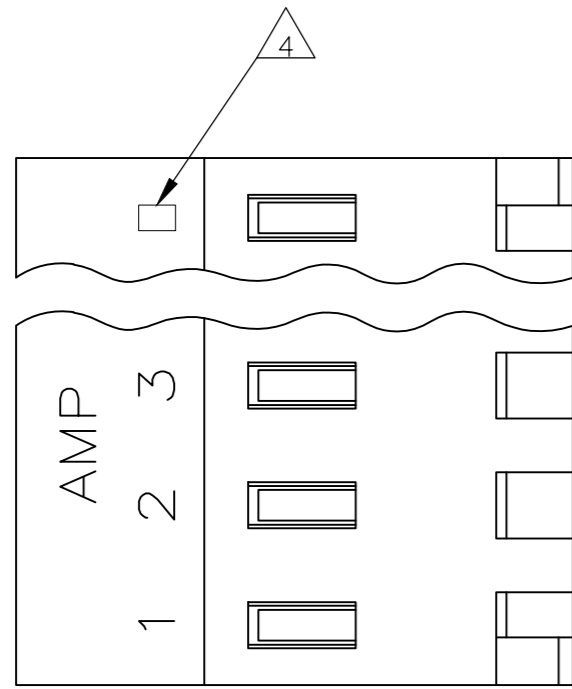


THIS DRAWING IS UNPUBLISHED. RELEASED FOR PUBLICATION
 © COPYRIGHT - By - TE CONNECTIVITY ALL RIGHTS RESERVED.

LOC	DIST	REVISIONS					
CM	00	P	LTR	DESCRIPTION	DATE	DWN	APVD
		J		REVISED PER ECR-20-000820	27MAY2020	PC	SW



DIM A	NO. OF CIRCUITS	PART NO.
95.10[3.744]	24	5-643818-4
91.13[3.588]	23	5-643818-3
87.17[3.432]	22	5-643818-2
83.21[3.276]	21	5-643818-1
79.25[3.120]	20	5-643818-0
75.29[2.964]	19	4-643818-9
71.32[2.808]	18	4-643818-8
67.36[2.652]	17	4-643818-7
63.40[2.496]	16	4-643818-6
59.44[2.340]	15	4-643818-5
55.47[2.184]	14	4-643818-4
51.51[2.028]	13	4-643818-3
47.55[1.872]	12	4-643818-2
43.59[1.716]	11	4-643818-1
39.62[1.560]	10	4-643818-0
35.66[1.404]	9	3-643818-9
31.70[1.248]	8	3-643818-8
27.74[1.092]	7	3-643818-7
23.77[.936]	6	3-643818-6
19.81[.780]	5	3-643818-5
15.85[.624]	4	3-643818-4
11.89[.468]	3	3-643818-3
7.92[.312]	2	3-643818-2
95.10[3.744]	24	2-643818-4
91.13[3.588]	23	2-643818-3
87.17[3.432]	22	2-643818-2
83.21[3.276]	21	2-643818-1
79.25[3.120]	20	2-643818-0
75.29[2.964]	19	1-643818-9
71.32[2.808]	18	1-643818-8
67.36[2.652]	17	1-643818-7
63.40[2.496]	16	1-643818-6
59.44[2.340]	15	1-643818-5
55.47[2.184]	14	1-643818-4
51.51[2.028]	13	1-643818-3
47.55[1.872]	12	1-643818-2
43.59[1.716]	11	1-643818-1
39.62[1.560]	10	1-643818-0
35.66[1.404]	9	643818-9
31.70[1.248]	8	643818-8
27.74[1.092]	7	643818-7
23.77[.936]	6	643818-6
19.81[.780]	5	643818-5
15.85[.624]	4	643818-4
11.89[.468]	3	643818-3
7.92[.312]	2	643818-2

1 MATERIAL: CONNECTOR - NYLON UL94-V2 (YELLOW).
 CONTACTS - 0.30[.012] THICK COPPER ALLOY
 (BRIGHT TIN-LEAD 0.00203[.000080] MIN. THICK
 FOR CONTACTS 643818-2 THRU 2-643818-4).
 (MATTE WHISKER MITIGATED TIN 0.00203[.000080] MIN.
 THICKNESS OVER NICKEL UNDERPLATE FOR 3-643818-2
 THRU 5-643818-4).

2 CONTACTS ACCEPT 20 AWG WIRE WITH 2.41[.095] MAX
 INSULATION DIAMETER.

3 CONTACTS MUST ACCEPT 1.14±0.03[.045]
 POST AND REMAIN LOCKED IN POSITION.

4 IDENTIFICATION NUMBER FOR LAST CIRCUIT MAY
 NOT APPEAR ON ALL ASSEMBLIES.

5 DIMENSIONS IN BRACKETS ARE IN INCHES.

6 HOUSING FEATURES ARE: CLOSED END WITH LOCKING
 RAMP AND POLARIZING TAB.

7 OBSOLETE PARTS: OBSOLETE CIS STREAMLINING PER
 D.RENAUD/D.SINISI

8 OBSOLETE PARTS

THIS DRAWING IS A CONTROLLED DOCUMENT.

DIMENSIONS: mm [INCHES]	TOLERANCES UNLESS OTHERWISE SPECIFIED:	DWN S. CARPENTER 09JUL2003	
		CHK D. BOSSI 09JUL2003	
		APVD D. BOSSI 09JUL2003	
		PRODUCT SPEC	
		APPLICATION SPEC	NAME MTA 156 CONNECTOR ASSEMBLY, 20 AWG, STANDARD
MATERIAL	FINISH	108-1051	SIZE A2
		114-1020	CAGE CODE 00779
			DRAWING NO C=643818
			RESTRICTED TO -
			SCALE 4:1
			SHEET 1 of 1
			REV J

CUSTOMER DRAWING

X-ON Electronics

Largest Supplier of Electrical and Electronic Components

Click to view similar products for [Headers & Wire Housings](#) category:

Click to view products by [TE Connectivity](#) manufacturer:

Other Similar products are found below :

[892-18-020-10-001101](#) [58102-G61-06LF](#) [582553-1](#) [0009485154](#) [009176003701906](#) [0050291907](#) [LY20-4P-DT1-P1E-BR](#) [02.125.8002.8](#)
[609-3404](#) [61062-3](#) [61082-181009](#) [622-3653LF](#) [63453-116](#) [636-1030](#) [636-1427](#) [636-3427](#) [636-4007](#) [641938-9](#) [641991-4](#) [644827-2](#) [65817-](#)
[010LF](#) [65817-015LF](#) [65863-015LF](#) [66207-023LF](#) [67095-007LF](#) [67601157](#) [68645-018](#) [68648-049](#) [70.362.1628.0](#) [70-4210](#) [70-4226B](#) [70-](#)
[4853B](#) [707-5020](#) [707-5028](#) [71.350.2428.0](#) [71918-208LF](#) [71961-016LF](#) [733-134](#) [733-162](#) [754199-000](#) [760-3052](#) [79531-3000](#) [FCN-](#)
[360C032-B](#) [FCN-367T-T012/H](#) [FCN-723D010/2](#) [80.063.4001.1](#) [800-90-010-10-002000](#) [801-43-002-10-013000](#) [801-43-006-10-002000](#)
[801-93-011-10-001000](#)