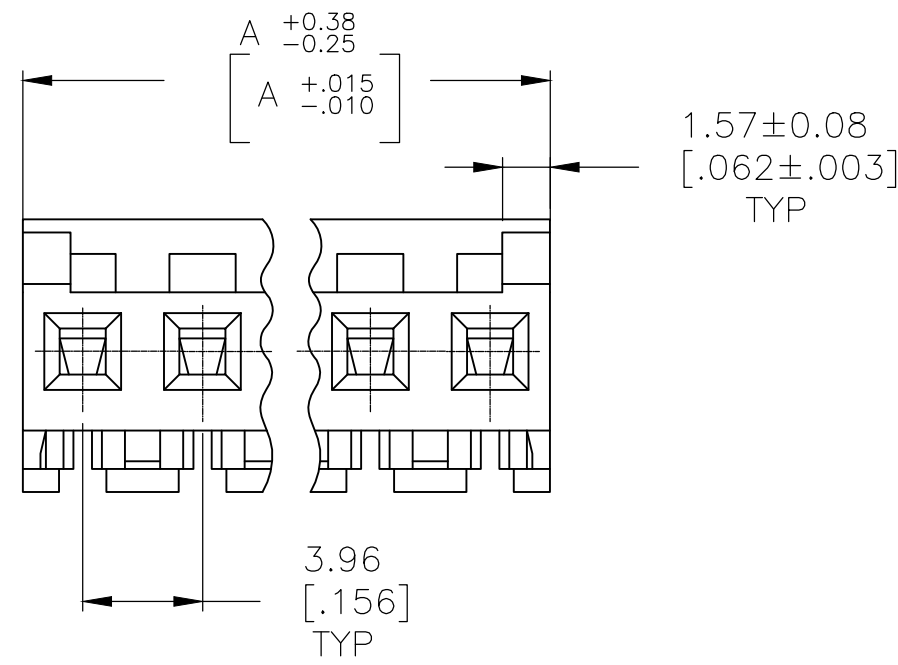
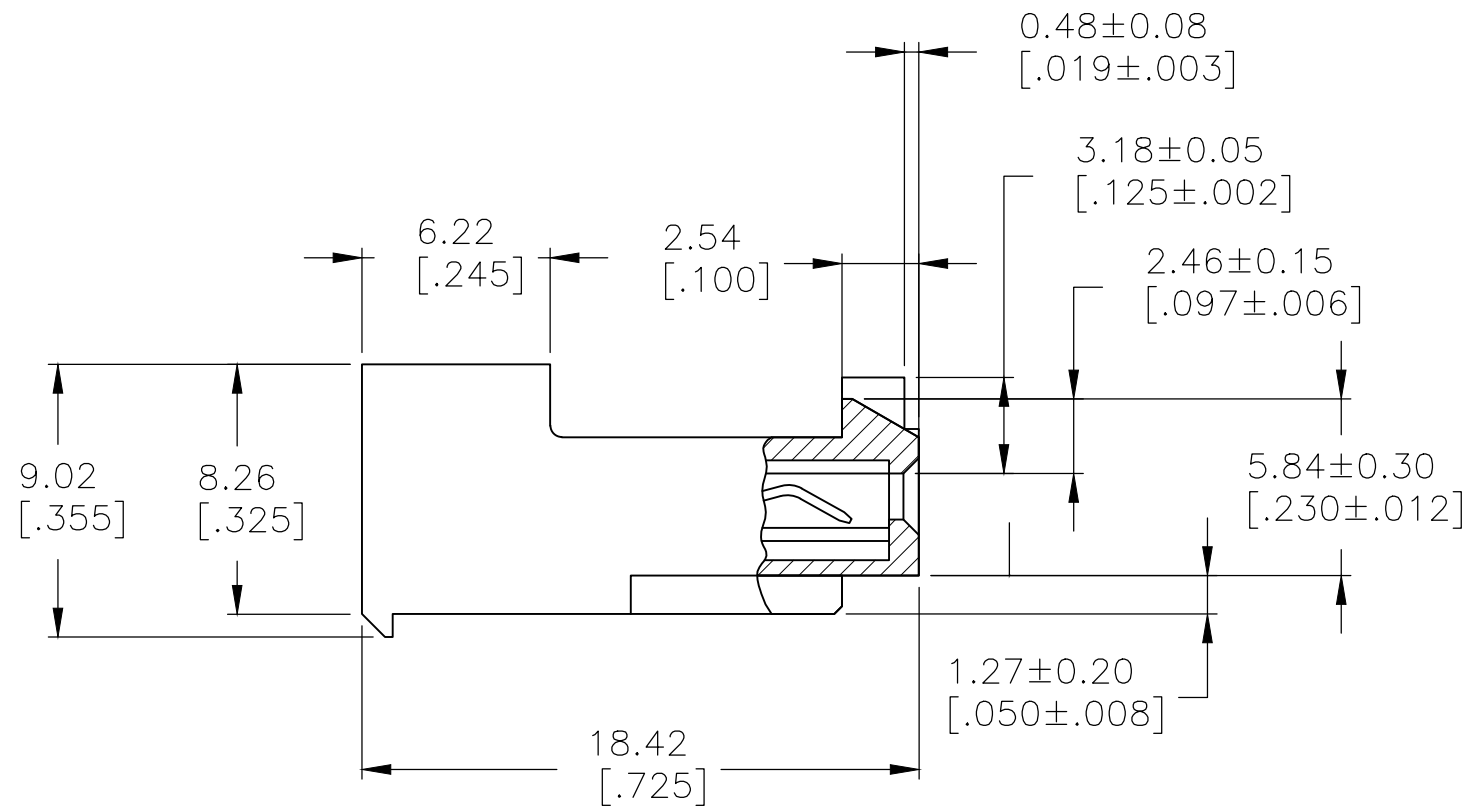
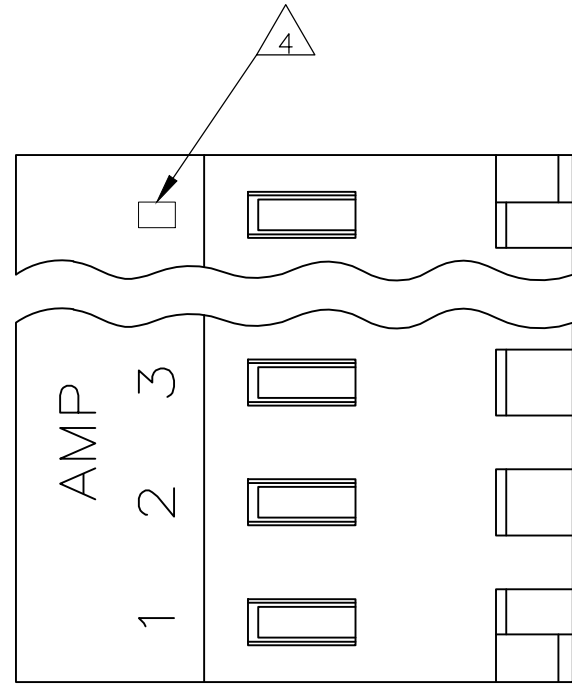


THIS DRAWING IS UNPUBLISHED. RELEASED FOR PUBLICATION
 © COPYRIGHT - By - TE CONNECTIVITY ALL RIGHTS RESERVED.

LOC	DIST	REVISIONS			
P	LTR	DESCRIPTION	DATE	DWN	APVD
CM	00	H1	ECO-14-012257	04NOV2014	KR OC



95.10[3.744]	24	5-643818-4
91.13[3.588]	23	5-643818-3
87.17[3.432]	22	5-643818-2
83.21[3.276]	21	5-643818-1
79.25[3.120]	20	5-643818-0
75.29[2.964]	19	4-643818-9
71.32[2.808]	18	4-643818-8
67.36[2.652]	17	4-643818-7
63.40[2.496]	16	4-643818-6
59.44[2.340]	15	4-643818-5
55.47[2.184]	14	4-643818-4
51.51[2.028]	13	4-643818-3
47.55[1.872]	12	4-643818-2
43.59[1.716]	11	4-643818-1
39.62[1.560]	10	4-643818-0
35.66[1.404]	9	3-643818-9
31.70[1.248]	8	3-643818-8
27.74[1.092]	7	3-643818-7
23.77[.936]	6	3-643818-6
19.81[.780]	5	3-643818-5
15.85[.624]	4	3-643818-4
11.89[.468]	3	3-643818-3
7.92[.312]	2	3-643818-2
95.10[3.744]	24	2-643818-4
91.13[3.588]	23	2-643818-3
87.17[3.432]	22	2-643818-2
83.21[3.276]	21	2-643818-1
79.25[3.120]	20	2-643818-0
75.29[2.964]	19	1-643818-9
71.32[2.808]	18	1-643818-8
67.36[2.652]	17	1-643818-7
63.40[2.496]	16	1-643818-6
59.44[2.340]	15	1-643818-5
55.47[2.184]	14	1-643818-4
51.51[2.028]	13	1-643818-3
47.55[1.872]	12	1-643818-2
43.59[1.716]	11	1-643818-1
39.62[1.560]	10	1-643818-0
35.66[1.404]	9	643818-9
31.70[1.248]	8	643818-8
27.74[1.092]	7	643818-7
23.77[.936]	6	643818-6
19.81[.780]	5	643818-5
15.85[.624]	4	643818-4
11.89[.468]	3	643818-3
7.92[.312]	2	643818-2
DIM A	NO. OF CIRCUITS	PART NO.

1 MATERIAL: CONNECTOR - NYLON UL94-V2 (YELLOW).
 CONTACTS - 0.30[.012] THICK COPPER ALLOY
 (BRIGHT TIN-LEAD 0.00203[.000080] MIN. THICK
 FOR CONTACTS 643818-2 THRU 2-643818-4).
 (MATTE WHISKER MITIGATED TIN 0.00203[.000080] MIN.
 THICKNESS OVER NICKEL UNDERPLATE FOR 3-643818-2
 THRU 5-643818-4).

2 CONTACTS ACCEPT 20 AWG WIRE WITH 2.41[.095] MAX
 INSULATION DIAMETER.

3 CONTACTS MUST ACCEPT 1.14±0.03[.045]
 POST AND REMAIN LOCKED IN POSITION.

4 IDENTIFICATION NUMBER FOR LAST CIRCUIT MAY
 NOT APPEAR ON ALL ASSEMBLIES.

5 DIMENSIONS IN BRACKETS ARE IN INCHES.

6 HOUSING FEATURES ARE: CLOSED END WITH LOCKING
 RAMP AND POLARIZING TAB.

7 OBSOLETE PARTS: OBSOLETE CIS STREAMLINING PER
 D.RENAUD/D.SINISI

SUPERSEDED
 7

SUPERSEDED

SUPERSEDED

OBSOLETE

OBSOLETE

METRIC

THIS DRAWING IS A CONTROLLED DOCUMENT.

DIMENSIONS: mm [INCHES]	TOLERANCES UNLESS OTHERWISE SPECIFIED:	DWN S. CARPENTER 09JUL2003	
	0 PLC ± -	CHK D. BOSSI 09JUL2003	
	1 PLC ± -	APVD D. BOSSI 09JUL2003	
	2 PLC ± -	NAME MTA 156 CONNECTOR ASSEMBLY, 20 AWG, STANDARD	
	3 PLC ± 0.13 [.005]	PRODUCT SPEC 108-1051	SIZE A2
	4 PLC ± -	APPLICATION SPEC 114-1020	CAGE CODE 00779
	ANGLES ± -	WEIGHT -	DRAWING NO C-643818
MATERIAL 1	FINISH 1	CUSTOMER DRAWING	RESTRICTED TO -
SCALE 4:1			SHEET 1 OF 1
REV H1			

X-ON Electronics

Largest Supplier of Electrical and Electronic Components

Click to view similar products for [Headers & Wire Housings](#) category:

Click to view products by [TE Connectivity](#) manufacturer:

Other Similar products are found below :

[95000-104TRLF](#) [10135584-644402LF](#) [DF62W-EP2022PCA](#) [95000-106TRLF](#) [DF62W-2022SCA](#) [DF62W-EP2022PC](#) [2203348](#) [DF62W-2022SC](#) [1084018](#) [1029039](#) [1084017](#) [802-10-012-10-002000](#) [1112640](#) [1112639](#) [000-34000](#) [0009482033](#) [0009507031](#) [57102-S06-03LF](#) [57202-S52-04LF](#) [PCN6-15S-2.5E](#) [0039019024](#) [58102-G61-06LF](#) [582553-1](#) [0009508121](#) [0050291907](#) [018731A](#) [LY20-4P-DT1-P1E-BR](#) [02.125.8002.8](#) [60101931](#) [60598-1 \(Cut Strip\)](#) [M1625-3R/100](#) [61062-3](#) [61082-181009](#) [636-1427](#) [638009-1](#) [641938-9](#) [641991-4](#) [644168-1](#) [647662-1](#) [65039-019ELF](#) [65817-002LF](#) [65817-015LF](#) [65863-015LF](#) [66207-023LF](#) [67016-026LF](#) [67046-001LF](#) [67095-007LF](#) [68002-116](#) [68016-236H](#) [68648-049](#)