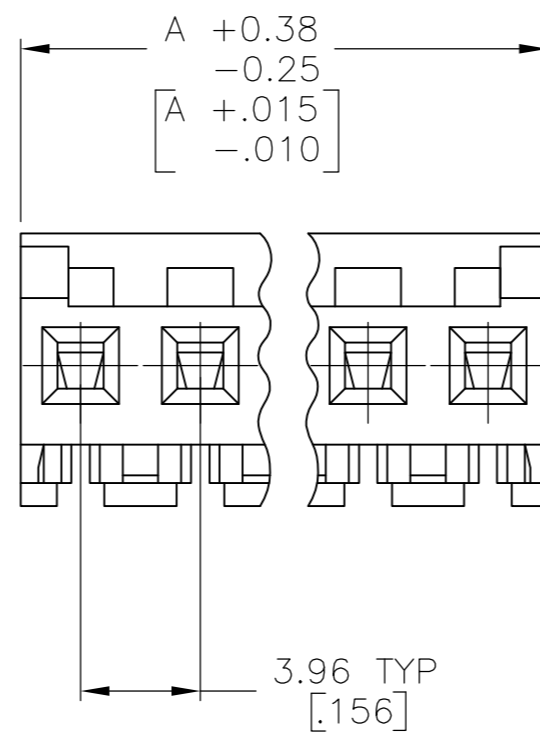
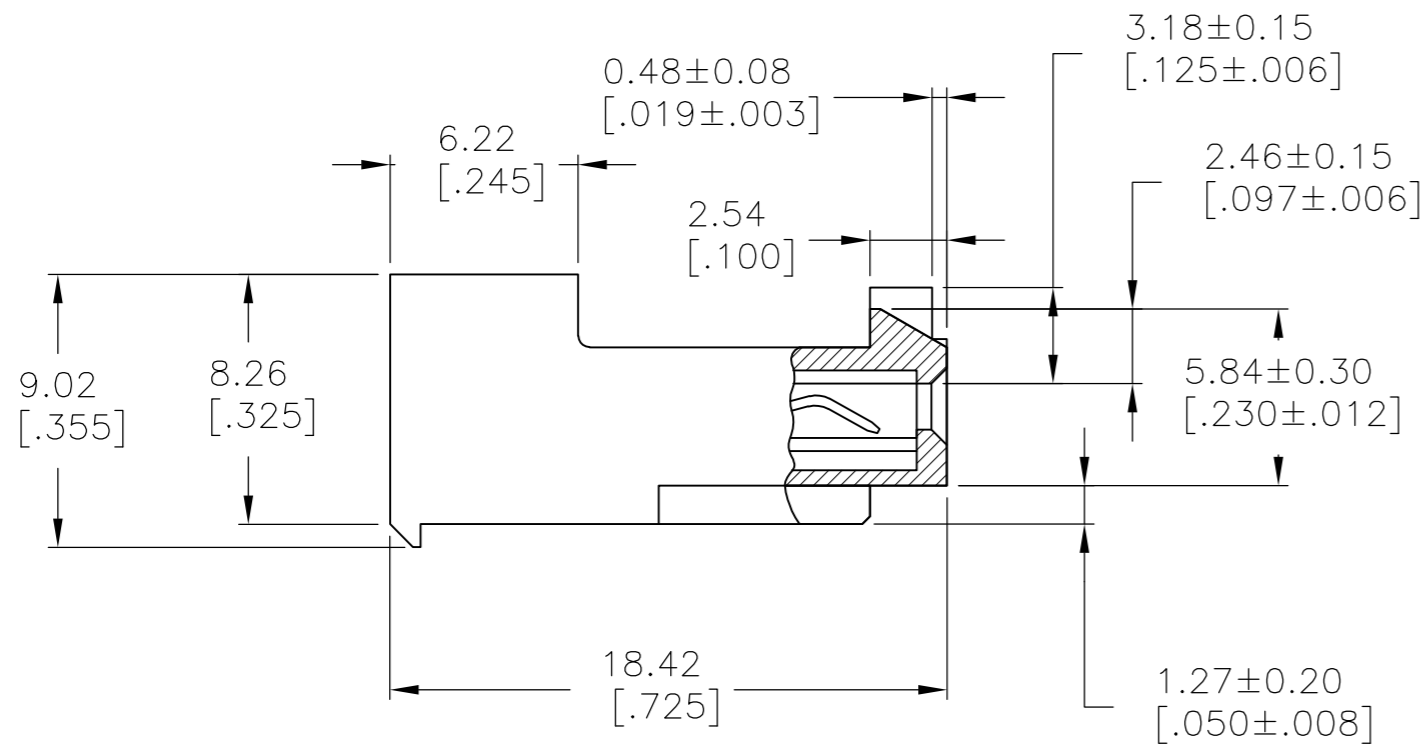
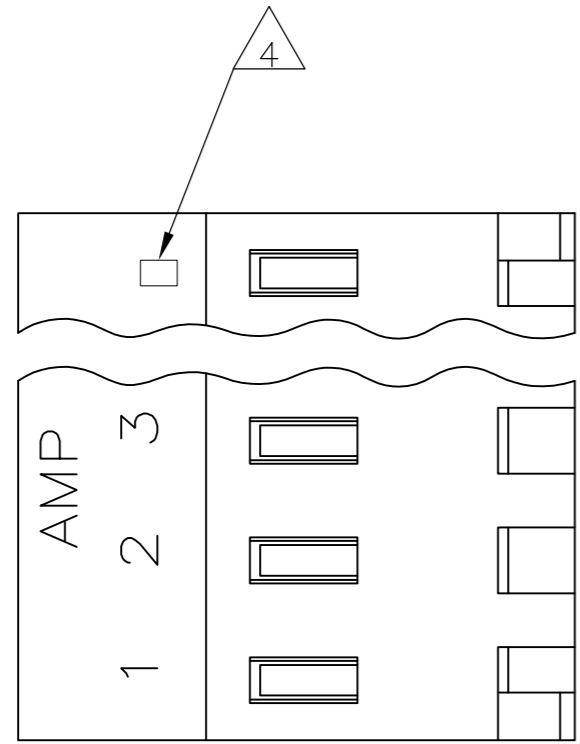


THIS DRAWING IS UNPUBLISHED. RELEASED FOR PUBLICATION
 © COPYRIGHT - By - TE CONNECTIVITY ALL RIGHTS RESERVED.

LOC	DIST	REVISIONS					
		P	LTR	DESCRIPTION	DATE	DWN	APVD
CM	54	J		REVISED PER ECR-20-000826	29MAY2020	PC	SW



95.10	[3.744]	24	5-643821-4
91.14	[3.588]	23	5-643821-3
87.17	[3.432]	22	5-643821-2
83.21	[3.276]	21	5-643821-1
79.25	[3.120]	20	5-643821-0
75.29	[2.964]	19	4-643821-9
71.32	[2.808]	18	4-643821-8
67.36	[2.652]	17	4-643821-7
63.40	[2.496]	16	4-643821-6
59.44	[2.340]	15	4-643821-5
55.47	[2.184]	14	4-643821-4
51.51	[2.028]	13	4-643821-3
47.55	[1.872]	12	4-643821-2
43.59	[1.716]	11	4-643821-1
39.62	[1.560]	10	4-643821-0
35.66	[1.404]	9	3-643821-9
31.70	[1.248]	8	3-643821-8
27.74	[1.092]	7	3-643821-7
23.77	[.936]	6	3-643821-6
19.81	[.780]	5	3-643821-5
15.85	[.624]	4	3-643821-4
11.89	[.468]	3	3-643821-3
7.92	[.312]	2	3-643821-2

95.10	[3.744]	24	2-643821-4
91.14	[3.588]	23	2-643821-3
87.17	[3.432]	22	2-643821-2
83.21	[3.276]	21	2-643821-1
79.25	[3.120]	20	2-643821-0
75.29	[2.964]	19	1-643821-9
71.32	[2.808]	18	1-643821-8
67.36	[2.652]	17	1-643821-7
63.40	[2.496]	16	1-643821-6
59.44	[2.340]	15	1-643821-5
55.47	[2.184]	14	1-643821-4
51.51	[2.028]	13	1-643821-3
47.55	[1.872]	12	1-643821-2
43.59	[1.716]	11	1-643821-1
39.62	[1.560]	10	1-643821-0
35.66	[1.404]	9	-643821-9-
31.70	[1.248]	8	-643821-8-
27.74	[1.092]	7	-643821-7-
23.77	[.936]	6	-643821-6-
19.81	[.780]	5	-643821-5-
15.85	[.624]	4	-643821-4-
11.89	[.468]	3	-643821-3-
7.92	[.312]	2	-643821-2-

7 SUPERSEDED

8 OBSOLETE SUPERSEDED

7 SUPERSEDED

8 SUPERSEDED

1 MATERIAL: CONNECTOR - NYLON UL94V-2 (BLUE).
 CONTACTS - 0.30[.012] THICK COPPER ALLOY (BRIGHT TIN LEAD 0.00203 [.000080] MIN THK FOR CONTACTS 643821-2 THRU 2-643821-4, MATTE WHISKER MITIGATED TIN .00203(.000080) MIN THICKNESS OVER NICKEL UNDERPLATE FOR 3-643821-2 THRU 5-643821-4)

2 CONTACTS ACCEPT 26 AWG WIRE WITH 2.41[.095] MAX INSULATION DIAMETER.

3 CONTACTS MUST ACCEPT 1.14±0.03 [.045±.001] SQUARE POST AND REMAIN LOCKED IN POSITION.

4 IDENTIFICATION NUMBER FOR LAST CIRCUIT MAY NOT APPEAR ON ALL ASSEMBLIES.

5 DIMENSIONS IN BRACKETS ARE IN INCHES.

6 HOUSING FEATURES ARE: CLOSED END WITH LOCKING RAMP & POLARIZING TABS.

7 OBSOLETE PARTS: OBSOLETE CIS STREAMLINING PER D.RENAUD/D.SINISI

8 OBSOLETE PARTS

THIS DRAWING IS A CONTROLLED DOCUMENT.		DWN B.LEWIS 12MAR96		TE Connectivity		
DIMENSIONS: mm [INCHES]		CHK R.SWING 12MAR96		NAME		
TOLERANCES UNLESS OTHERWISE SPECIFIED:		APVD D.CLARK 12MAR96		PRODUCT SPEC		
0 PLC ± - 1 PLC ± - 2 PLC ± - 3 PLC ± - 4 PLC ± - ANGLES ± -		108-1051		APPLICATION SPEC		
MATERIAL 1	FINISH 1	114-1020	SIZE A2	CAGE CODE 00779	DRAWING NO C-643821	RESTRICTED TO -
CUSTOMER DRAWING			SCALE 4:1	SHEET 1 OF 1	REV J	

X-ON Electronics

Largest Supplier of Electrical and Electronic Components

Click to view similar products for [Headers & Wire Housings](#) category:

Click to view products by [TE Connectivity](#) manufacturer:

Other Similar products are found below :

[892-18-020-10-001101](#) [58102-G61-06LF](#) [582553-1](#) [0009485154](#) [009176003701906](#) [0050291907](#) [LY20-4P-DT1-P1E-BR](#) [02.125.8002.8](#)
[609-3404](#) [61062-3](#) [61082-181009](#) [622-3653LF](#) [63453-116](#) [636-1030](#) [636-1427](#) [636-3427](#) [636-4007](#) [641938-9](#) [641991-4](#) [644827-2](#) [65817-](#)
[010LF](#) [65817-015LF](#) [65863-015LF](#) [66207-023LF](#) [67095-007LF](#) [67601157](#) [68645-018](#) [68648-049](#) [70.362.1628.0](#) [70-4210](#) [70-4226B](#) [70-](#)
[4853B](#) [707-5020](#) [707-5028](#) [71.350.2428.0](#) [71918-208LF](#) [71961-016LF](#) [733-134](#) [733-162](#) [754199-000](#) [760-3052](#) [79531-3000](#) [FCN-](#)
[360C032-B](#) [FCN-367T-T012/H](#) [FCN-723D010/2](#) [80.063.4001.1](#) [800-90-010-10-002000](#) [801-43-002-10-013000](#) [801-43-006-10-002000](#)
[801-93-011-10-001000](#)