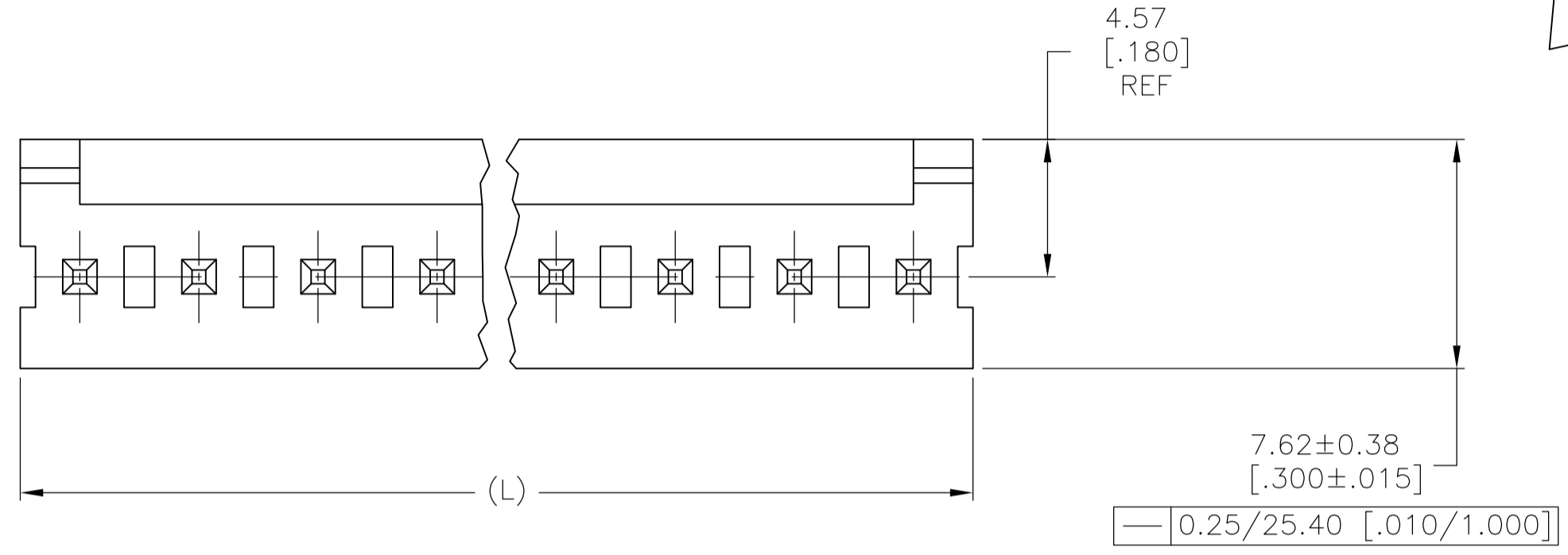
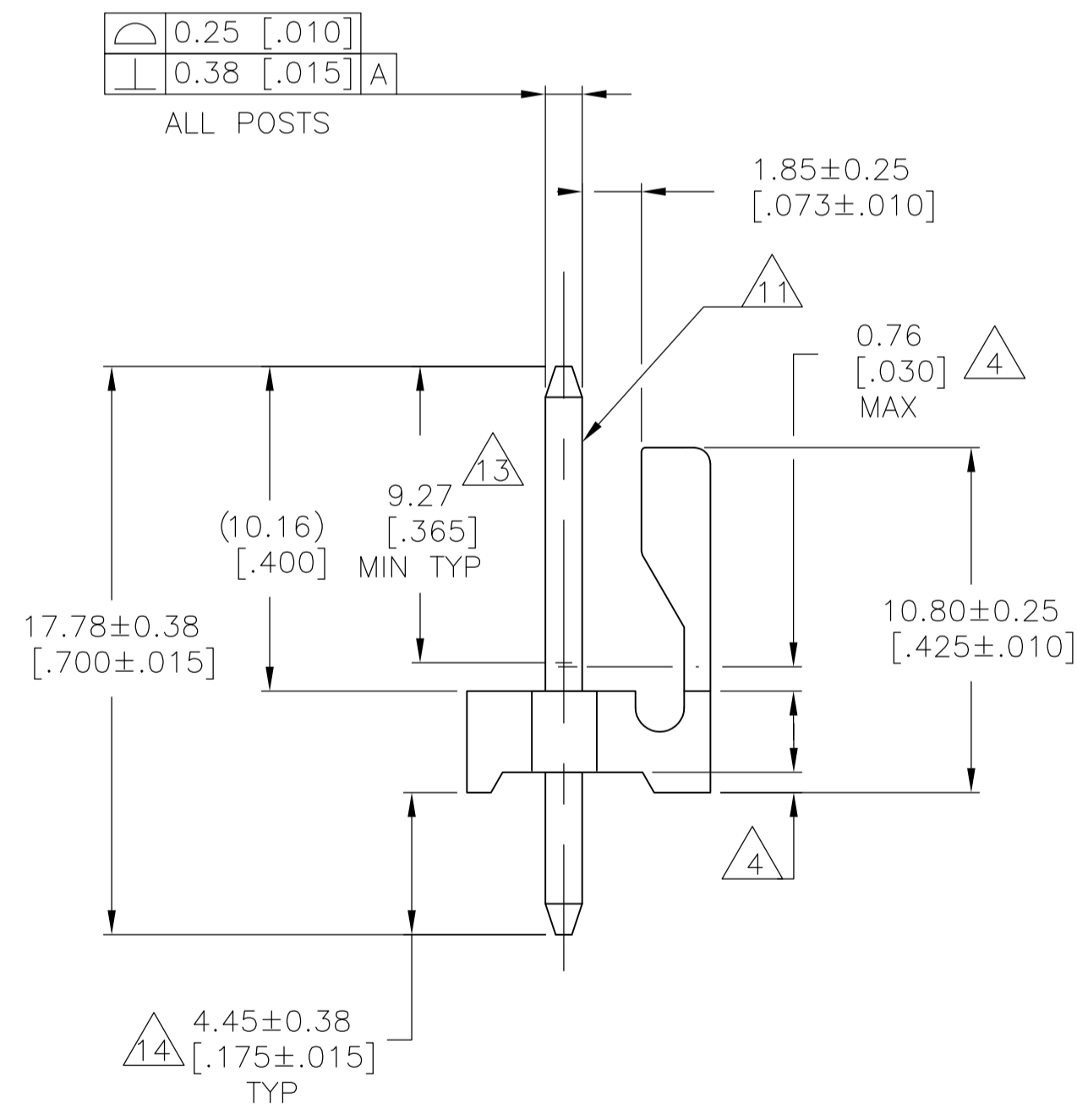
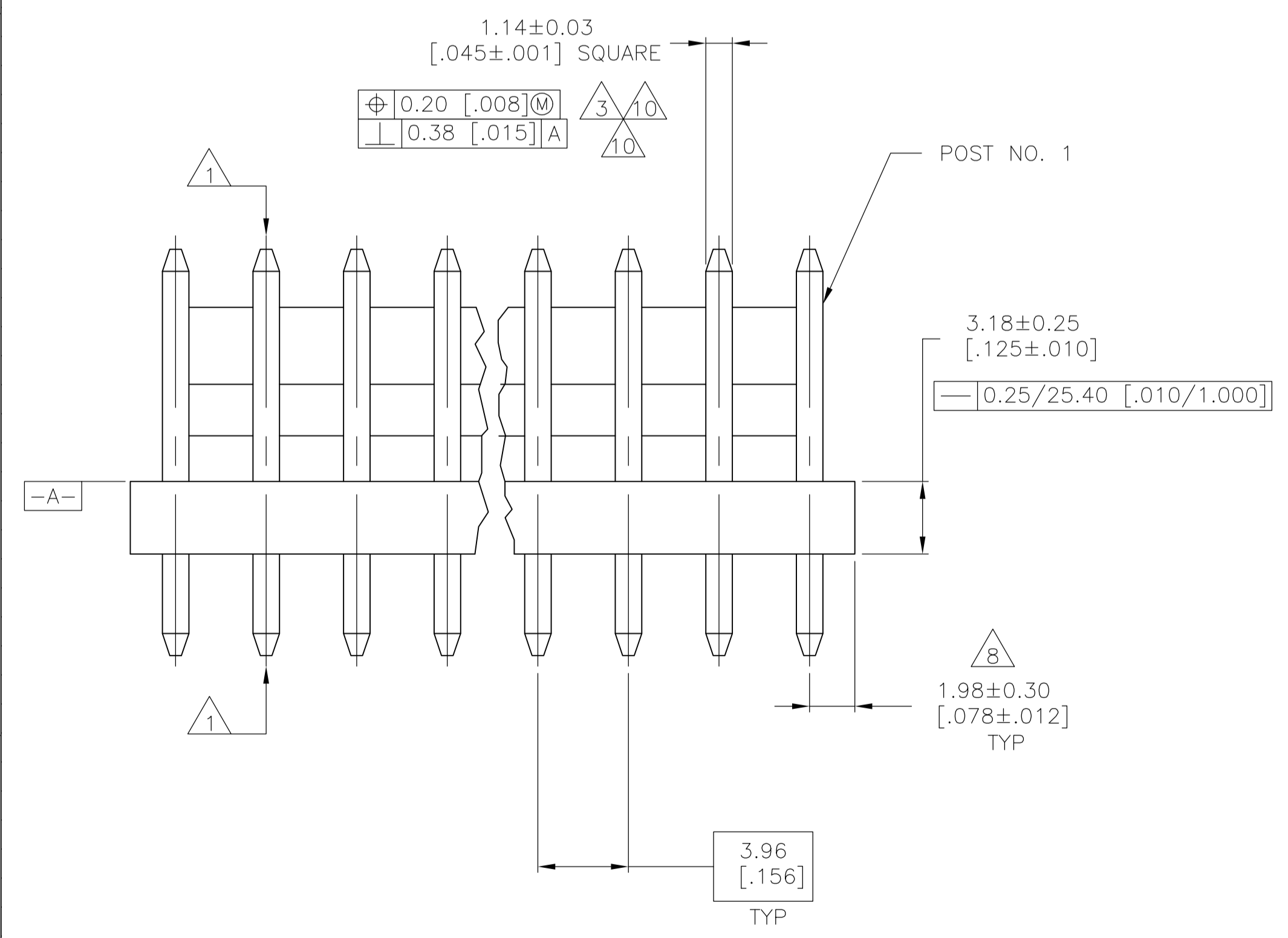


RECOMMENDED MOUNTING HOLE PATTERN
 Ⓜ FOR 2.77±0.40 [.109±0.016] THICK P.C. BOARD



- 1 POST TO WITHSTAND 13 NEWTONS (3 LBS.) MINIMUM AXIAL FORCE IN BOTH DIRECTIONS SHOWN WITHOUT DISLODGING.
- 2 TOLERANCES APPLY TO SOLDER SIDE OF BOARD.
- 3 MEASURED AT SURFACE \square -A-
- 4 PLASTIC FLASH PERMITTED IN THIS AREA.
- 5 PARTS COMPLY WITH AMP SOLDERABILITY SPEC. NO. 109-11-2.
- 6 ONE HOLE MAY BE UNDERSIZED 1.65/1.52 [.065/.060] DIA. FOR ASSEMBLY RETENTION DURING WAVE SOLDERING.
- 7 MATERIAL: HEADER-THERMOPLASTIC POLYESTER GLASS-FILLED 94V-0 (NATURAL) POST-COPPER ALLOY (SEE NOTES 13 & 14 FOR PLATING)
- 8 COORDINATE DIMENSION APPLIES FROM CENTER OF ACTUAL FEATURE.
- 9 PLASTIC BURRS CAUSED BY CUT-OFF TOOLING ARE PERMITTED WITHIN THE MAXIMUM TOLERANCE ENVELOPE.
- 10 POST TO BE MEASURED WHEN STRIP IS HELD FLAT.
- 11 POST MUST WITHSTAND TWO 90° BENDS AGAINST EXTRUSION WITHOUT BREAKING.
- 12 DIMENSION SHOULD BE 4.45 [.175] MIN WHEN MATING WITH A MTA .156 CONNECTOR ASSEMBLY OR A SL-.156 CONNECTOR ASSEMBLY.
- 13 PLATING: GOLD PLATE AREA, 0.00076 [.000030] GOLD OR 0.00008 [.000003] MIN GOLD FLASH OVER 0.00068 [.000027] PALLADIUM NICKEL, PER TE CONNECTIVITY'S DISCRETION, ALL SIDES, OVER NICKEL UNDERPLATE, .00127 [.000050] MIN, ALL SIDES AND ENTIRE LENGTH OF POST.
- 14 PLATING: BRIGHT TIN/LEAD (93/7) PLATE AREA, 0.00381-0.00889 [.000150-.000350] THICK, ALL FOUR SIDES 4.45 [.175] MINIMUM FOR -2 THRU -24. MATTE TIN PLATE AREA 0.00381-0.00889 [.000150-.000350] THICK ALL FOUR SIDES, 4.45 [.175] FOR -32 THRU -54.
- 15 OBSOLETE PARTS: OBSOLETE CIS STREAMLINING PER D.RENAUD/D.SINISI
- 16 OBSOLETE PART NUMBER



LEAD FREE	95.10 [3.744]	24	5-644759-4
	91.14 [3.588]	23	5-644759-3
	87.17 [3.432]	22	5-644759-2
	83.21 [3.276]	21	5-644759-1
	79.25 [3.120]	20	5-644759-0
	75.29 [2.964]	19	4-644759-9
	71.32 [2.808]	18	4-644759-8
	67.36 [2.652]	17	4-644759-7
	63.40 [2.496]	16	4-644759-6
	59.44 [2.340]	15	4-644759-5
	55.47 [2.184]	14	4-644759-4
	51.51 [2.028]	13	4-644759-3
	47.55 [1.872]	12	4-644759-2
	43.59 [1.716]	11	4-644759-1
	39.62 [1.560]	10	4-644759-0
	DIM (L)	NO.OF POSN	ASSEMBLY

LEAD STRAIGHT	95.10 [3.744]	24	15	2-644759-4
	91.14 [3.588]	23	15	2-644759-3
	87.17 [3.432]	22	15	2-644759-2
	83.21 [3.276]	21	15	2-644759-1
	79.25 [3.120]	20	15	2-644759-0
	75.29 [2.964]	19	15	1-644759-9
	71.32 [2.808]	18	15	1-644759-8
	67.36 [2.652]	17	15	1-644759-7
	63.40 [2.496]	16	15	1-644759-6
	59.44 [2.340]	15	15	1-644759-5
	55.47 [2.184]	14	15	1-644759-4
	51.51 [2.028]	13	15	1-644759-3
	47.55 [1.872]	12	15	1-644759-2
	43.59 [1.716]	11	15	1-644759-1
	39.62 [1.560]	10	16	1-644759-0
	DIM (L)	NO.OF POSN		ASSEMBLY

THIS DRAWING IS A CONTROLLED DOCUMENT.

DIMENSIONS: mm [INCHES]	TOLERANCES UNLESS OTHERWISE SPECIFIED:	DIN S. HOOVER 07NOV02	TE Connectivity
0 PLC ± -	1 PLC ± -	D. BOSSI 07NOV02	NAME
2 PLC ± ± 0.13 [.005]	3 PLC ± ± -	D. BOSSI 07NOV02	PRODUCT SPEC
4 PLC ± ± -	ANGLES ± ± -		APPLICATION SPEC
MATERIAL	FINISH	WEIGHT	SIZE CASE CODE DRAWING NO RESTRICTED TO
		A1 00779	644759
CUSTOMER DRAWING		SCALE 5:1	SHEET 1 OF 1 REV G2

X-ON Electronics

Largest Supplier of Electrical and Electronic Components

Click to view similar products for [Headers & Wire Housings](#) category:

Click to view products by [TE Connectivity](#) manufacturer:

Other Similar products are found below :

[95000-104TRLF](#) [10135584-644402LF](#) [DF62W-EP2022PCA](#) [95000-106TRLF](#) [DF62W-2022SCA](#) [DF62W-EP2022PC](#) [2203348](#) [DF62W-2022SC](#) [1084018](#) [1029039](#) [1084017](#) [802-10-012-10-002000](#) [1112640](#) [1112639](#) [000-34000](#) [0009482033](#) [0009507031](#) [57102-S06-03LF](#) [57202-S52-04LF](#) [PCN6-15S-2.5E](#) [0039019024](#) [58102-G61-06LF](#) [582553-1](#) [0009508121](#) [0050291907](#) [018731A](#) [LY20-4P-DT1-P1E-BR](#) [02.125.8002.8](#) [60101931](#) [60598-1 \(Cut Strip\)](#) [M1625-3R/100](#) [61062-3](#) [61082-181009](#) [636-1427](#) [638009-1](#) [641938-9](#) [641991-4](#) [644168-1](#) [647662-1](#) [65039-019ELF](#) [65817-002LF](#) [65817-015LF](#) [65863-015LF](#) [66207-023LF](#) [67016-026LF](#) [67046-001LF](#) [67095-007LF](#) [68002-116](#) [68016-236H](#) [68648-049](#)