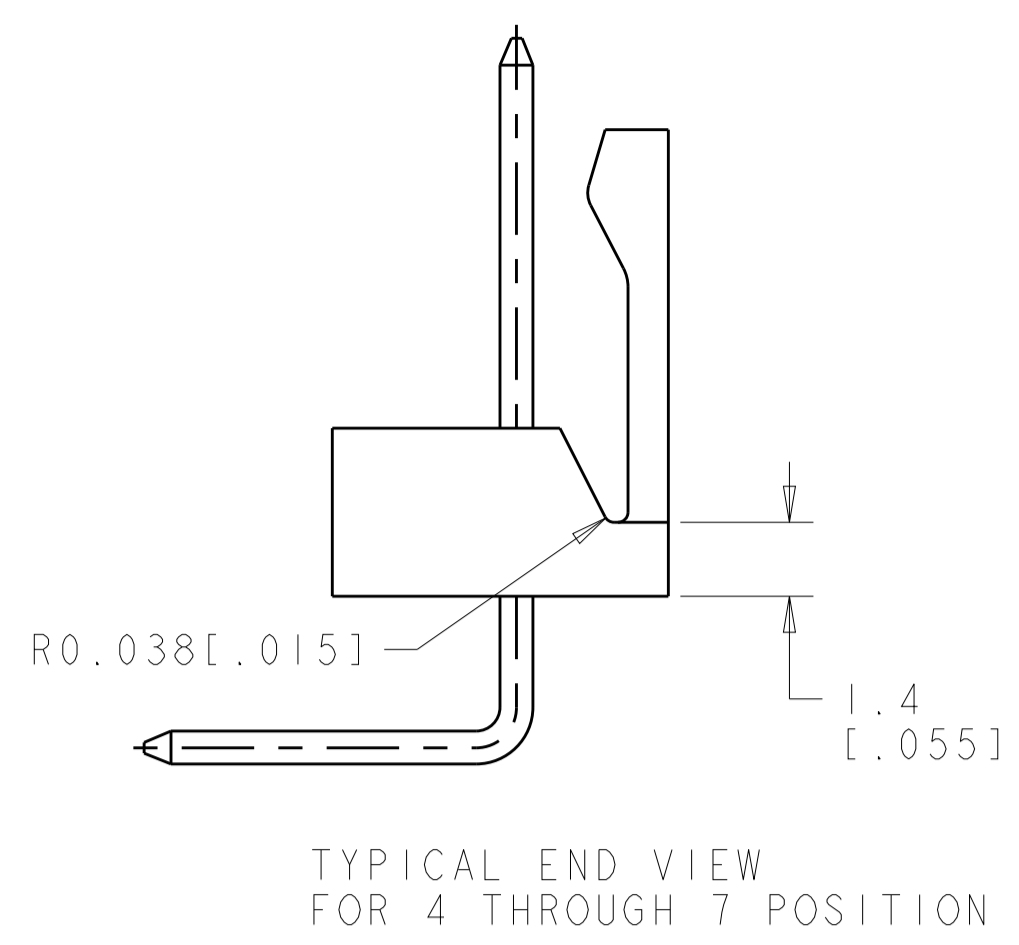
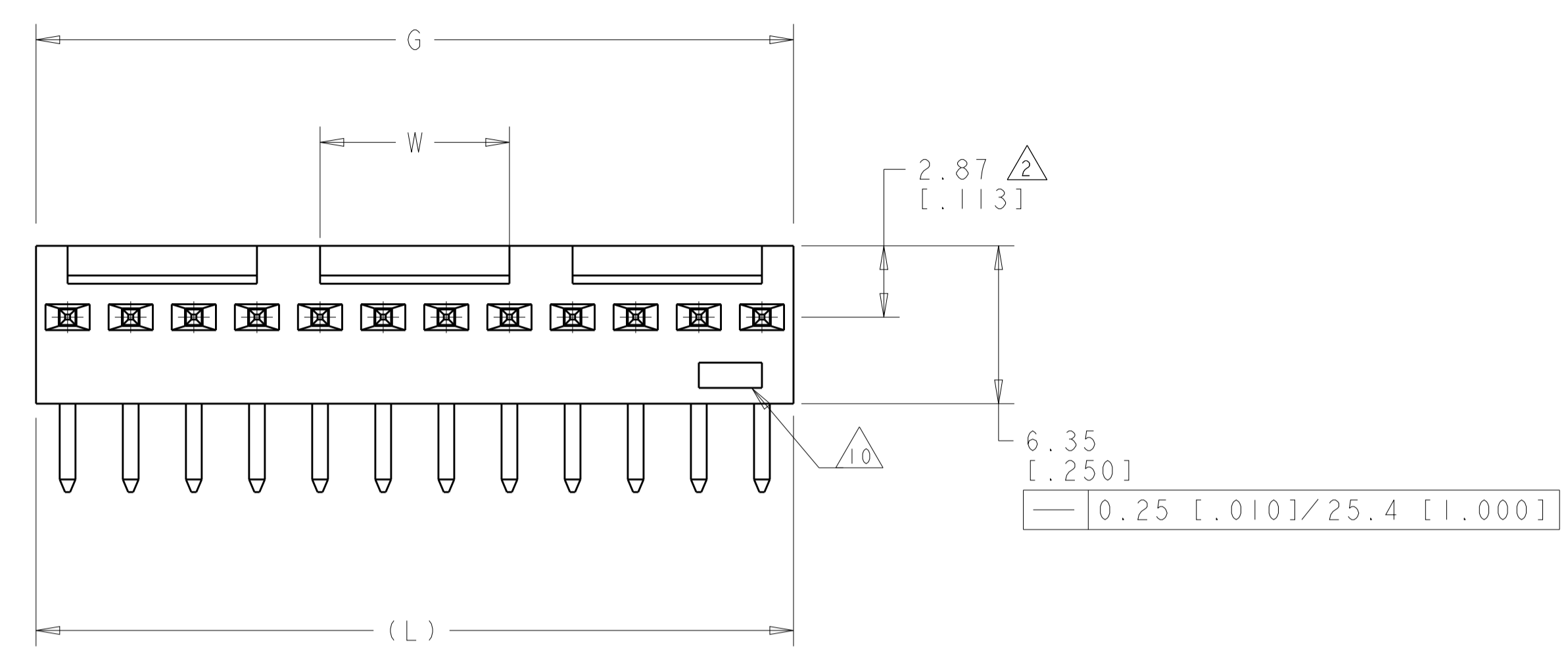
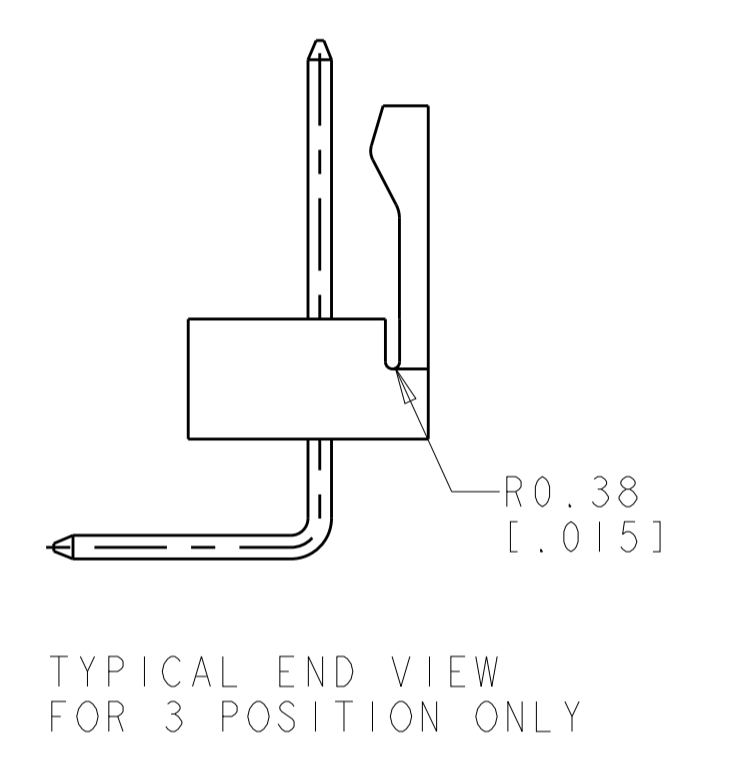
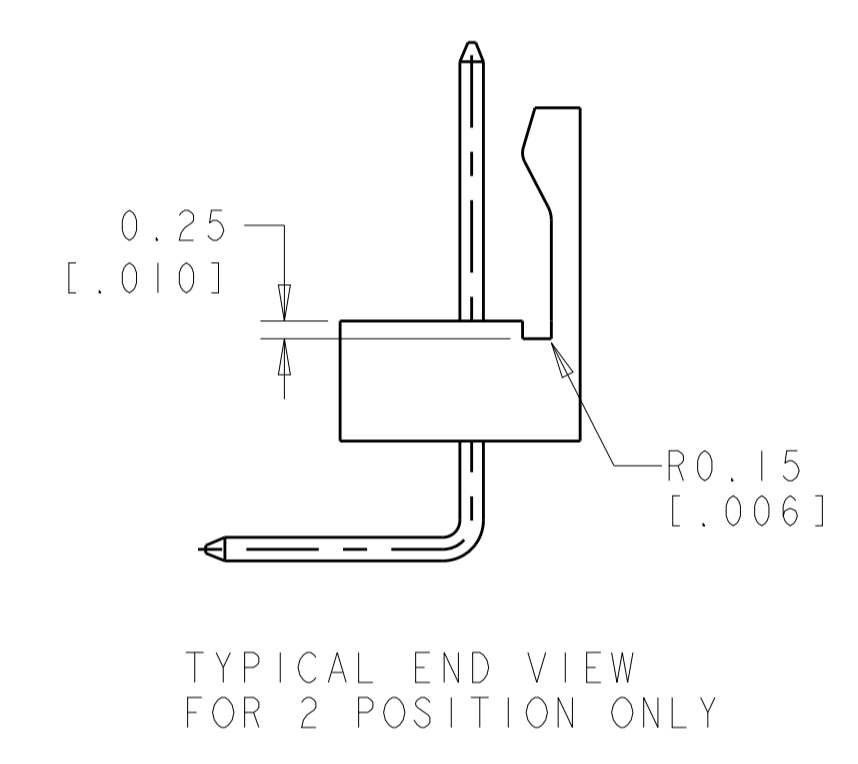
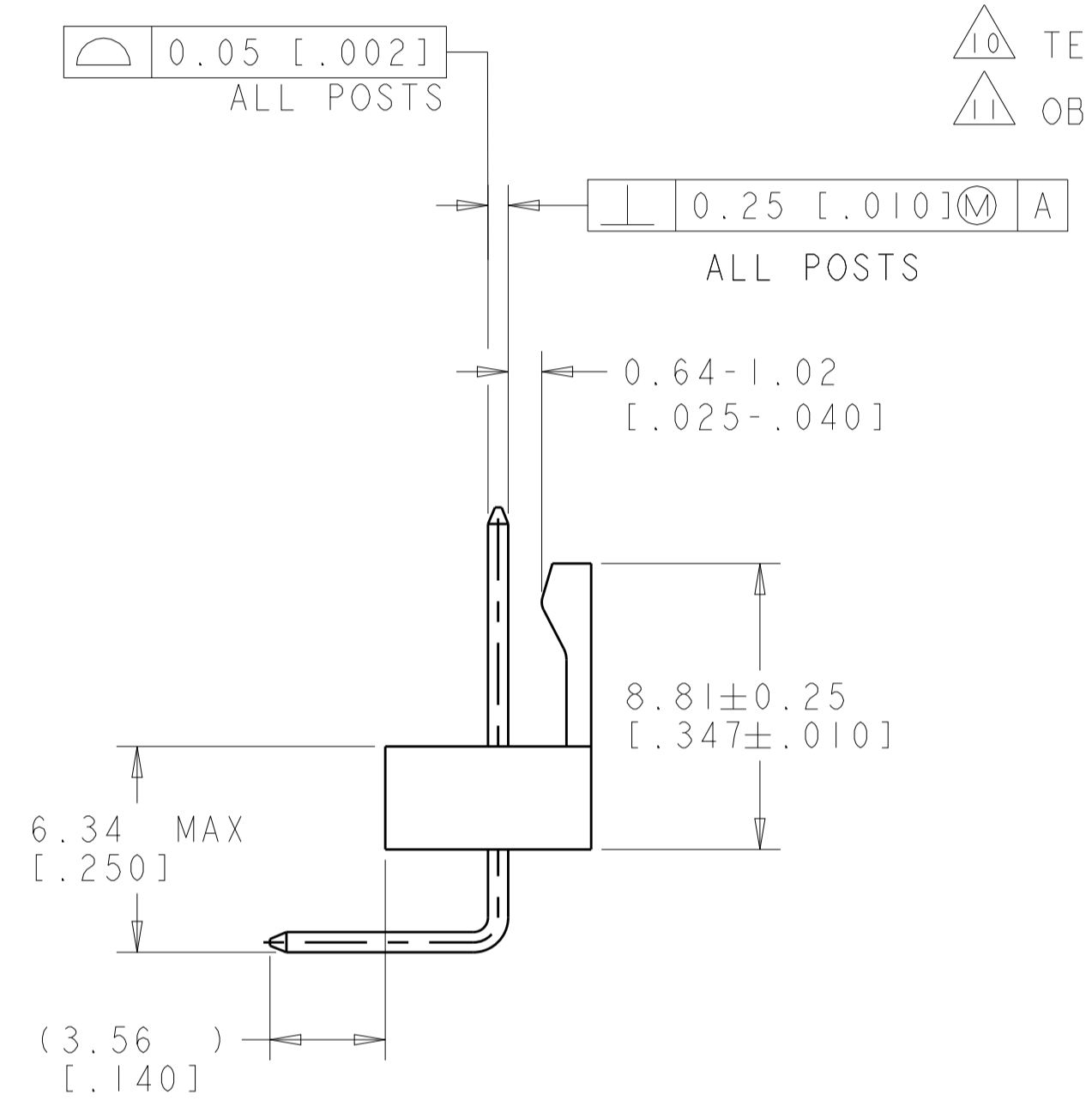
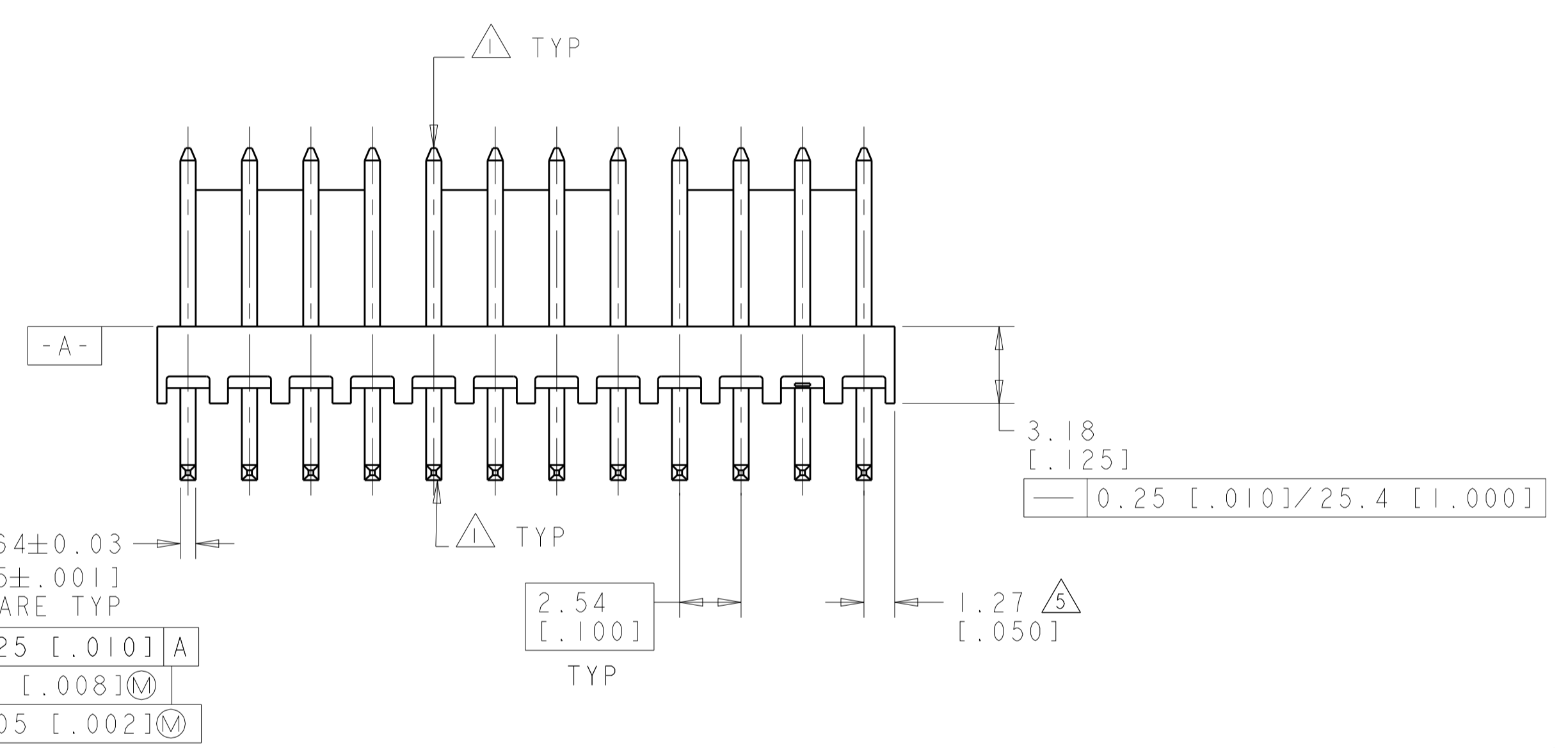


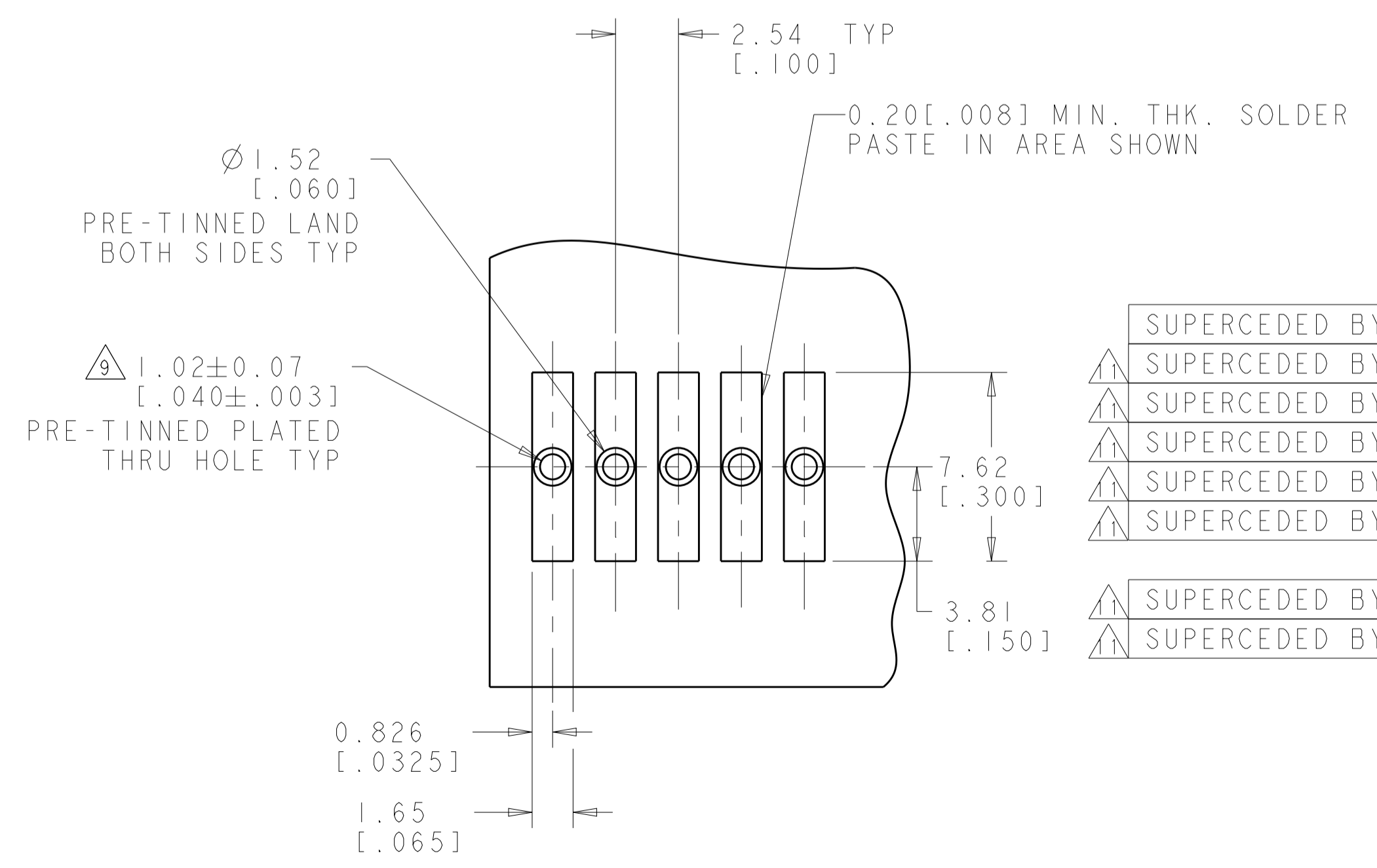
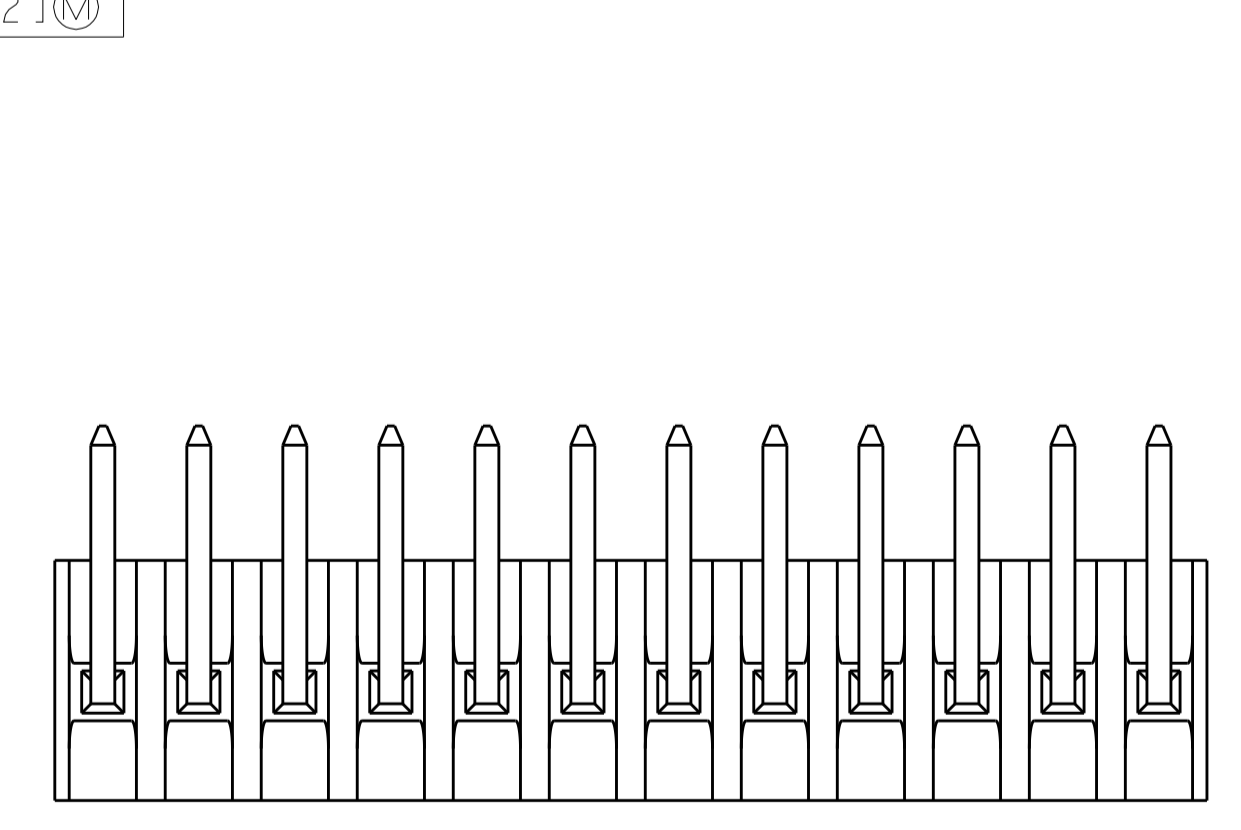
LOC		DIST		REVISIONS			
P	LTN	DESCRIPTION	DATE	OWN	APVD		
P2		REVISED PER ECR-18-004355	18JUN2018	BDA	SG		
R		REVISED PER ECR-19-015071	18OCT2019	BDA	SW		



- 1. POST WITHSTAND 13 NEWTONS (3 LBS) MIN AXIAL FORCE IN DIRECTION SHOWN WITHOUT DISLODGING.
- 2. MEASURED AT -A-.
- 3. PARTS COMPLY WITH SOLDERABILITY SPEC 109-11-2.
- 4. MATERIAL: HOUSING: NYLON, 4/6, HIGH TEMP, BLACK.
POST-2 THRU -12 : COPPER ALLOY TIN LEAD (93/7) PLATING.
POST -32 THRU -42 : COPPER ALLOY TIN PLATE
- 5. COORDINATE DIMENSION APPLIES FROM CENTER OF ACTUAL FEATURE.
- 6. POSTS TO BE MEASURED WHEN STRIP HELD FLAT.
- 7. DIMENSIONS IN BRACKETS ARE IN INCHES.
- 8. TOLERANCES APPLY TO SOLDER SIDE OF BOARD.
- 9. ONE HOLE MAY BE UNDERSIZED 0.81-0.89 [0.032-.035] DIAMETER FOR ASSEMBLY RETENTION DURING PROCESSING.
- 10. TE LOGO, UL, AND CSA TRADEMARKS TO APPEAR ON THIS SURFACE.
- 11. OBSOLETE PARTS: OBSOLETE CIS STREAMLINING PER D.RENAUD/D.SINISI



0.25 [0.010] A
0.2 [0.008] M
0.05 [0.002] M



- 1. SUPERCEDED BY 4-647050-2
- 2. SUPERCEDED BY 4-647050-1
- 3. SUPERCEDED BY 4-647050-0
- 4. SUPERCEDED BY 3-647051-9
- 5. SUPERCEDED BY 3-647051-8
- 6. SUPERCEDED BY 3-647051-7
- 7. OBSOLETE
- 8. SUPERCEDED BY 3-647051-5
- 9. SUPERCEDED BY 3-647051-4
- 10. OBSOLETE
- 11. OBSOLETE
- 12. OBSOLETE

7.62 [0.300]	12.70 [0.500]	30.48 [1.200]	12	4-647051-2
-	10.16 [0.400]	27.94 [1.100]	11	4-647051-1
-	7.62 [0.300]	25.40 [1.000]	10	4-647051-0
-	5.08 [0.200]	22.86 [0.900]	9	3-647051-9
-	2.54 [0.100]	20.32 [0.800]	8	3-647051-8
-	-	17.78 [0.700]	7	3-647051-7
-	-	15.24 [0.600]	6	3-647051-6
-	-	12.70 [0.500]	5	3-647051-5
-	-	10.16 [0.400]	4	3-647051-4
-	-	7.62 [0.300]	3	3-647051-3
-	-	5.08 [0.200]	2	3-647051-2
7.62 [0.300]	12.70 [0.500]	30.48 [1.200]	12	1-647051-2
-	10.16 [0.400]	27.94 [1.100]	11	1-647051-1
-	7.62 [0.300]	25.40 [1.000]	10	1-647051-0
-	5.08 [0.200]	22.86 [0.900]	9	647051-9
-	2.54 [0.100]	20.32 [0.800]	8	647051-8
-	-	17.78 [0.700]	7	647051-7
-	-	15.24 [0.600]	6	647051-6
-	-	12.70 [0.500]	5	647051-5
-	-	10.16 [0.400]	4	647051-4
-	-	7.62 [0.300]	3	647051-3
-	-	5.08 [0.200]	2	647051-2
W	G	L	NO OF POSN	PART NO

THIS DRAWING IS A CONTROLLED DOCUMENT. OWN: R. WHITAKER 3-NOV-2001. CHK: D. BOSSI 13-NOV-2001. APVD: D. BOSSI 13-NOV-2001.

STE TE Connectivity

NAME: MTA-100 HEADER ASSY, HIGH TEMPERATURE FRICTION LOCK, .025 SQUARE, RIGHT ANGLE POST, TIN OR TIN-LEAD PLATED

PRODUCT SPEC: APPLICATION SPEC: SIZE: CAGE CODE: DRAWING NO: A100779C=647051

SCALE: 7:1 SHEET 1 OF 1 REV R

X-ON Electronics

Largest Supplier of Electrical and Electronic Components

Click to view similar products for [Headers & Wire Housings](#) category:

Click to view products by [TE Connectivity](#) manufacturer:

Other Similar products are found below :

[95000-104TRLF](#) [10135584-644402LF](#) [DF62W-EP2022PCA](#) [95000-106TRLF](#) [DF62W-2022SCA](#) [DF62W-EP2022PC](#) [2203348](#) [DF62W-2022SC](#) [1084018](#) [1029039](#) [1084017](#) [802-10-012-10-002000](#) [1112640](#) [1112639](#) [000-34000](#) [0009482033](#) [0009507031](#) [57102-S06-03LF](#) [57202-S52-04LF](#) [PCN6-15S-2.5E](#) [0039019024](#) [58102-G61-06LF](#) [582553-1](#) [0009508121](#) [0050291907](#) [018731A](#) [LY20-4P-DT1-P1E-BR](#) [02.125.8002.8](#) [60101931](#) [60598-1 \(Cut Strip\)](#) [M1625-3R/100](#) [61062-3](#) [61082-181009](#) [636-1427](#) [638009-1](#) [641938-9](#) [641991-4](#) [644168-1](#) [647662-1](#) [65039-019ELF](#) [65817-002LF](#) [65817-015LF](#) [65863-015LF](#) [66207-023LF](#) [67016-026LF](#) [67046-001LF](#) [67095-007LF](#) [68002-116](#) [68016-236H](#) [68648-049](#)