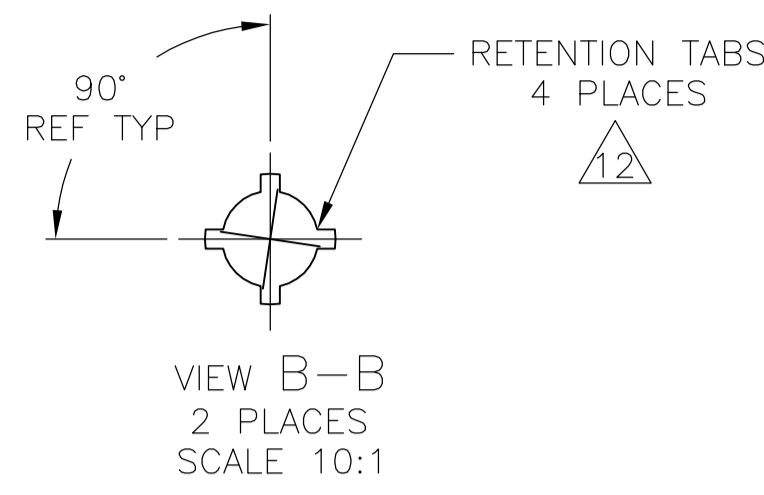
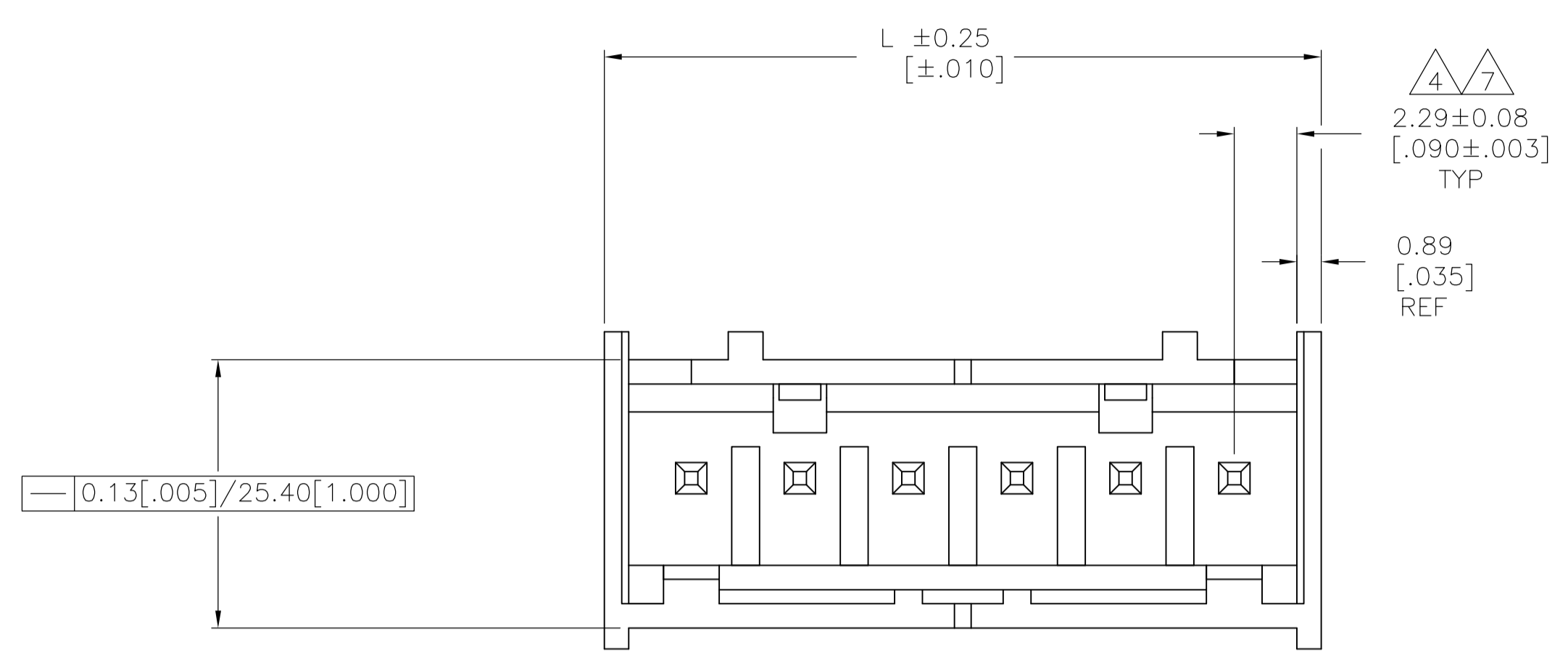
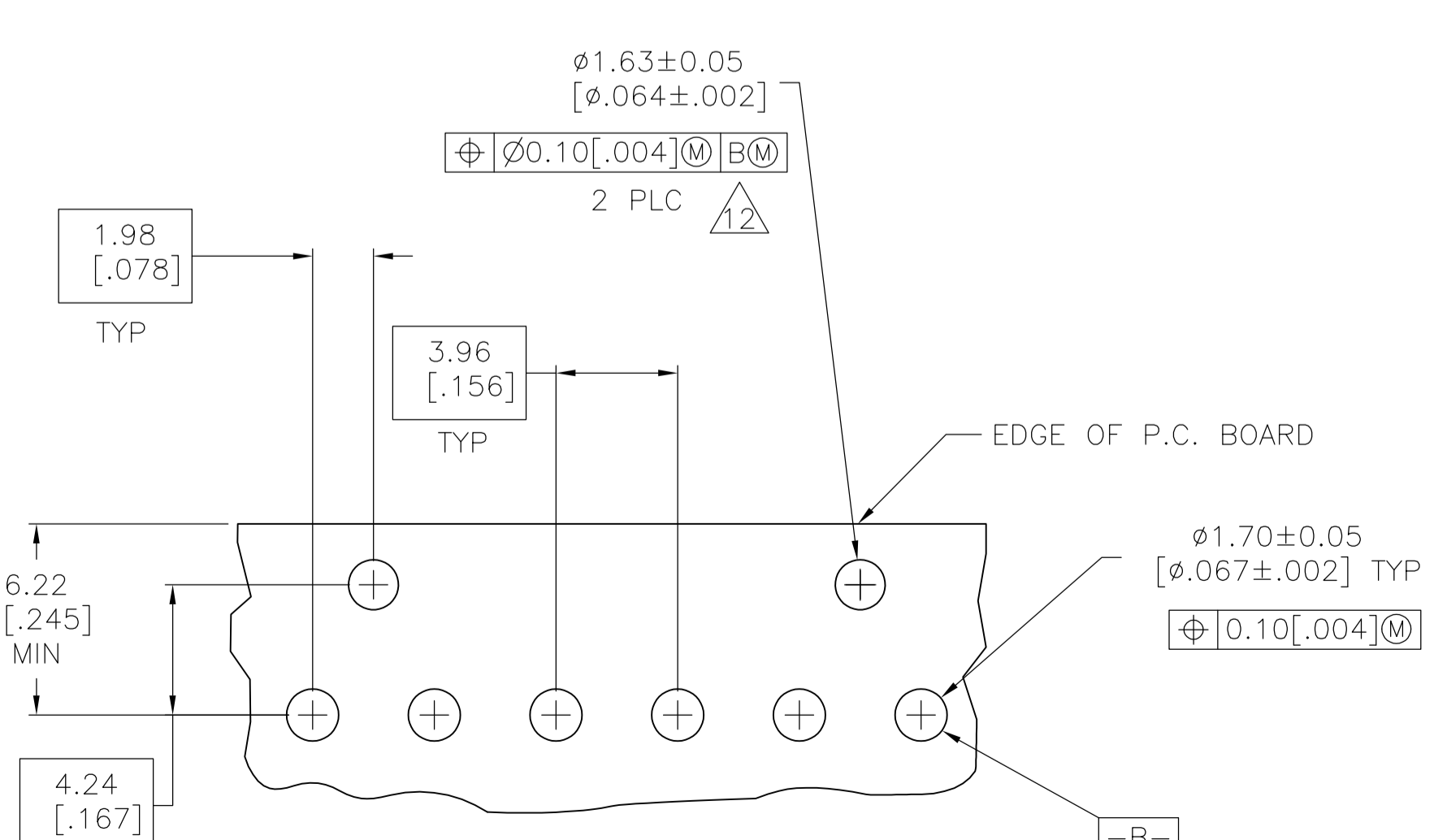
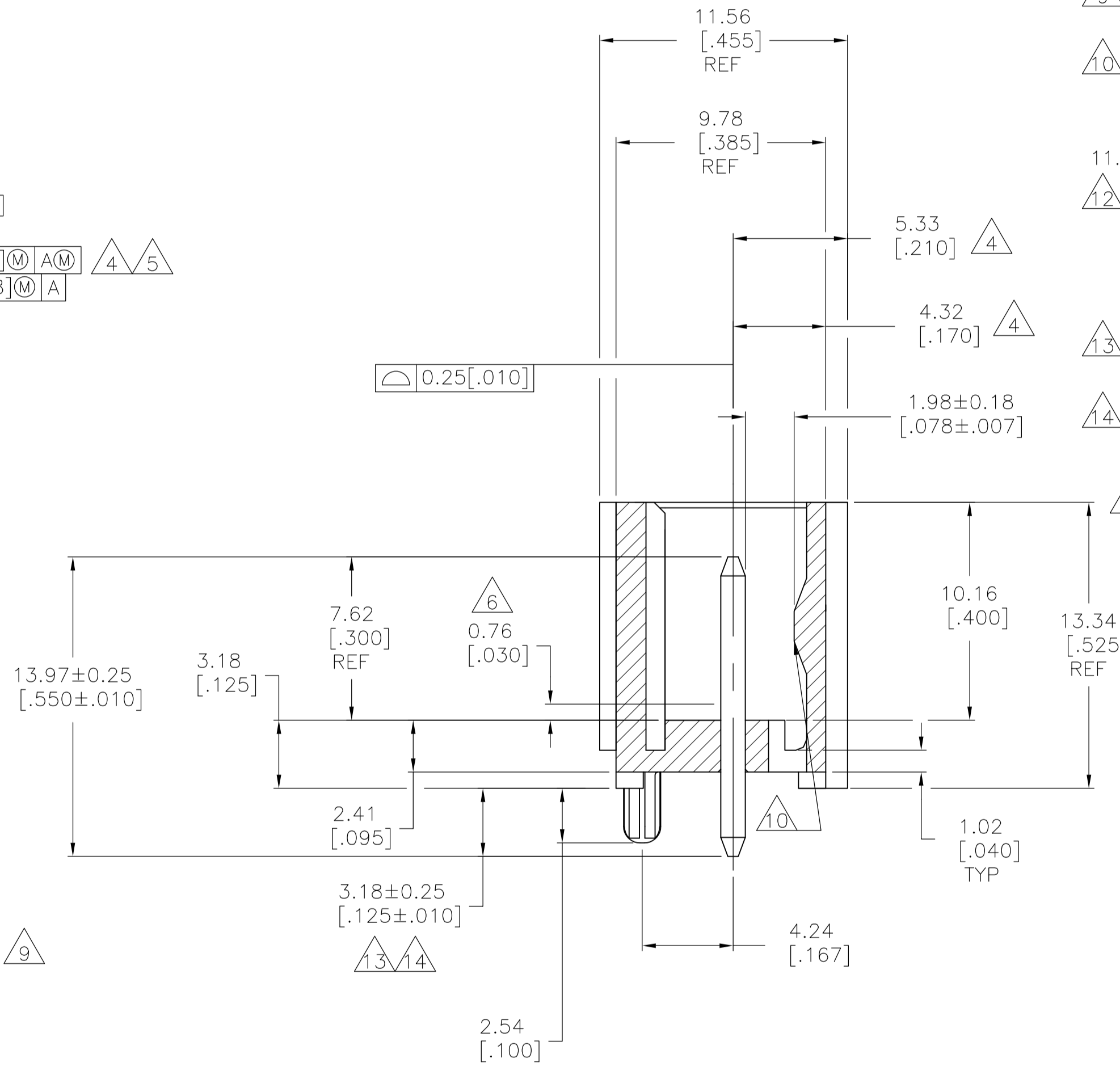
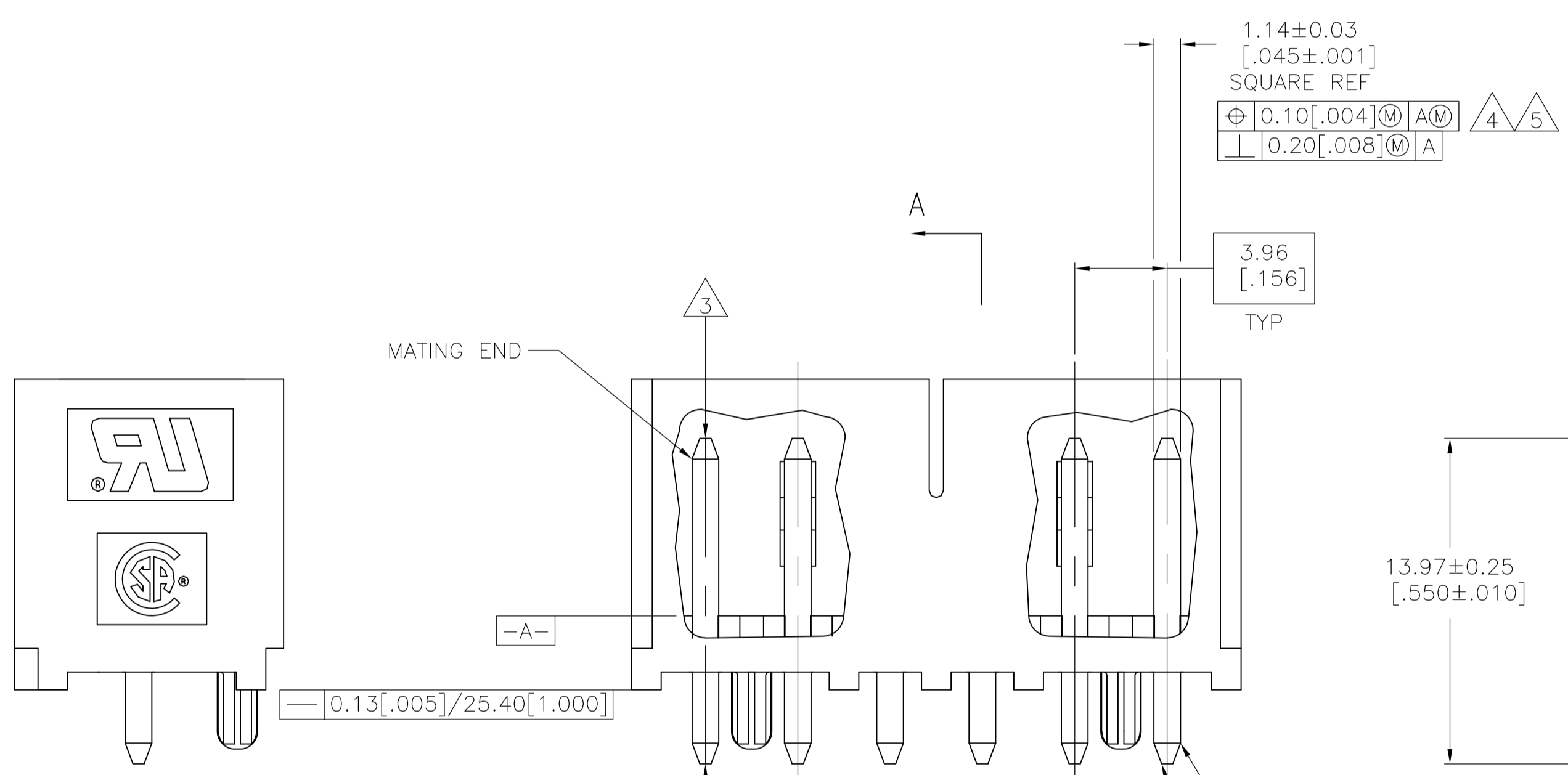


LOC	DIST	REVISIONS				
CM	0	REV	DESCRIPTION	DATE	BY	APPV
E1	REVISED PER ECR-15-007038			28SEP2015	NK	PQ

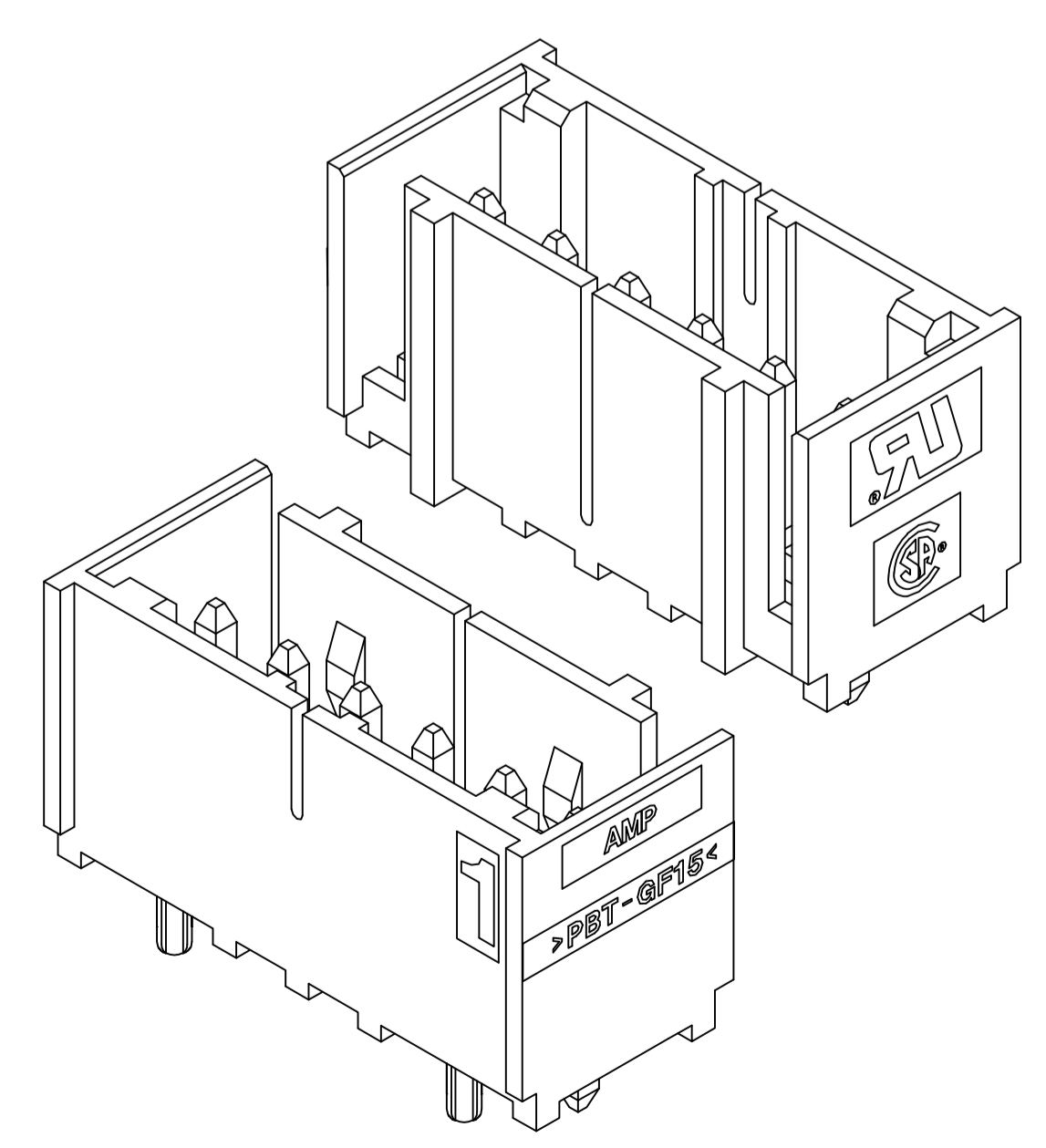


- 1 MATERIAL: HOUSING - THERMOPLASTIC POLYESTER, GLASS FILLED, UL94-0. POST - COPPER ALLOY
- 2 FINISH: HOUSING - BLACK. POST - SEE NOTES 13 AND 14.
- 3 POST TO WITHSTAND 3LBS (16N) MIN AXIAL FORCE IN THIS DIRECTION WITHOUT DISLODGING.
- 4 APPLIES AT -A-.
- 5 APPLIES WHEN HEADER IS STRAIGHT.
- 6 PLASTIC PROJECTIONS PERMITTED IN THIS ZONE.
- 7 COORDINATE DIMENSIONS APPLIES FROM CENTER OF ACTUAL FEATURE.
- 8 SOLDER SIDE OF BOARD IS SHOWN.
- 9 POST SOLDERTAIL MUST COMPLY WITH AMP SOLDERABILITY SPEC 109-11-2.
- 10 LATCH DETENT FEATURE APPEARS 1 PLACE ON EACH END OF PART (MAX OF 2 PER PART) ON ALL POSITIONS 4 THRU 12. THE LATCH APPEARS ONLY ONE PLACE ON 2 & 3 POSITION PARTS.
- 11 DIMENSIONS IN BRACKETS ARE IN INCHES.
- 12 THE RETENTION TABS PROVIDE A ONE TIME INTERFERENCE FIT IN THE 1.63 [.064] DIAMETER P.C. BOARD HOLE FOR HEADER ASSEMBLY RETENTION DURING SOLDERING. FOUR TABS PER PEG, TWO PEGS PER HEADER ASSEMBLY (ONE PEG ONLY FOR -2 POSITION SIZE).
- 13 MATTE TIN PLATE 0.00381 - 0.00889 [.000150 - .000350] THICK, OVER NICKEL UNDERPLATE 0.00127 [.000050] MIN THICK.
- 14 MATTE TIN PLATE 0.00381 - 0.00889 [.000150 - .000350] THICK, OVER NICKEL UNDERPLATE 0.00127 [.000050] MIN THICK.
- 15 OBSOLETE PARTS: OBSOLETE CIS STREAMLINING PER D.RENAUD/D.SINISI



- 13 SUPERCEDED BY 3-647127-2
- 13 SUPERCEDED BY 3-647127-1
- 13 SUPERCEDED BY 3-647127-0
- 13 SUPERCEDED BY 2-647127-9
- 13 SUPERCEDED BY 2-647127-8
- 13 SUPERCEDED BY 2-647127-7
- 13 SUPERCEDED BY 2-647127-6
- 13 OBSOLETE
- 13 SUPERCEDED BY 2-647127-4
- 13 OBSOLETE
- 13 OBSOLETE

PLATING	MM	IN	NO. OF POSN	PART NUMBER
	49.94	1.966	12	3-647127-2
	45.97	1.810	11	3-647127-1
	42.01	1.654	10	3-647127-0
	38.05	1.498	9	2-647127-9
	34.09	1.342	8	2-647127-8
	30.12	1.186	7	2-647127-7
	26.16	1.030	6	2-647127-6
	22.20	.874	5	2-647127-5
	18.24	.718	4	2-647127-4
	14.27	.562	3	2-647127-3
	10.31	.406	2	2-647127-2
	49.94	1.966	12	1-647127-2
	45.97	1.810	11	1-647127-1
	42.01	1.654	10	1-647127-0
	38.05	1.498	9	-647127-9
	34.09	1.342	8	-647127-8
	30.12	1.186	7	-647127-7
	26.16	1.030	6	-647127-6
	22.20	.874	5	-647127-5
	18.24	.718	4	-647127-4
	14.27	.562	3	-647127-3
	10.31	.406	2	-647127-2



THIS DRAWING IS A CONTROLLED DOCUMENT.

DIMENSIONS: mm [INCHES]	TOLERANCES UNLESS OTHERWISE SPECIFIED:	DIN B. LEWIS 17JUN98	APPROV D. CLARK 17JUN98	NAME
0 PLC ± -	1 PLC ± -	2 PLC ± -	3 PLC ± -.005	APPLICATION SPEC
4 PLC ± -	ANGLES ± -			SIZE
MATERIAL	FINISH	WEIGHT	A1 00779	DRAWING NO. 647127
		CUSTOMER DRAWING	SCALE 5:1	SHEET 1 OF 1 REV E1

STE TE Connectivity
MTA-156 SHROUDED HEADER ASSEMBLY, STRAIGHT .045 SQUARE POST, TIN/W/ RETENTION PEG

X-ON Electronics

Largest Supplier of Electrical and Electronic Components

Click to view similar products for [Headers & Wire Housings](#) category:

Click to view products by [TE Connectivity](#) manufacturer:

Other Similar products are found below :

[892-18-020-10-001101](#) [58102-G61-06LF](#) [582553-1](#) [0009485154](#) [009176003701906](#) [0050291907](#) [LY20-4P-DT1-P1E-BR](#) [02.125.8002.8](#)
[609-3404](#) [61062-3](#) [61082-181009](#) [622-3653LF](#) [63453-116](#) [636-1030](#) [636-1427](#) [636-3427](#) [636-4007](#) [641938-9](#) [641991-4](#) [644827-2](#) [65817-](#)
[010LF](#) [65817-015LF](#) [65863-015LF](#) [66207-023LF](#) [67095-007LF](#) [67601157](#) [68645-018](#) [68648-049](#) [70.362.1628.0](#) [70-4210](#) [70-4226B](#) [70-](#)
[4853B](#) [707-5020](#) [707-5028](#) [71.350.2428.0](#) [71918-208LF](#) [71961-016LF](#) [733-134](#) [733-162](#) [754199-000](#) [760-3052](#) [787-8014-00](#) [79531-3000](#)
[FCN-360C032-B](#) [FCN-367T-T012/H](#) [FCN-723D010/2](#) [80.063.4001.1](#) [800-90-001-10-001000](#) [800-90-010-10-002000](#) [801-43-002-10-013000](#)