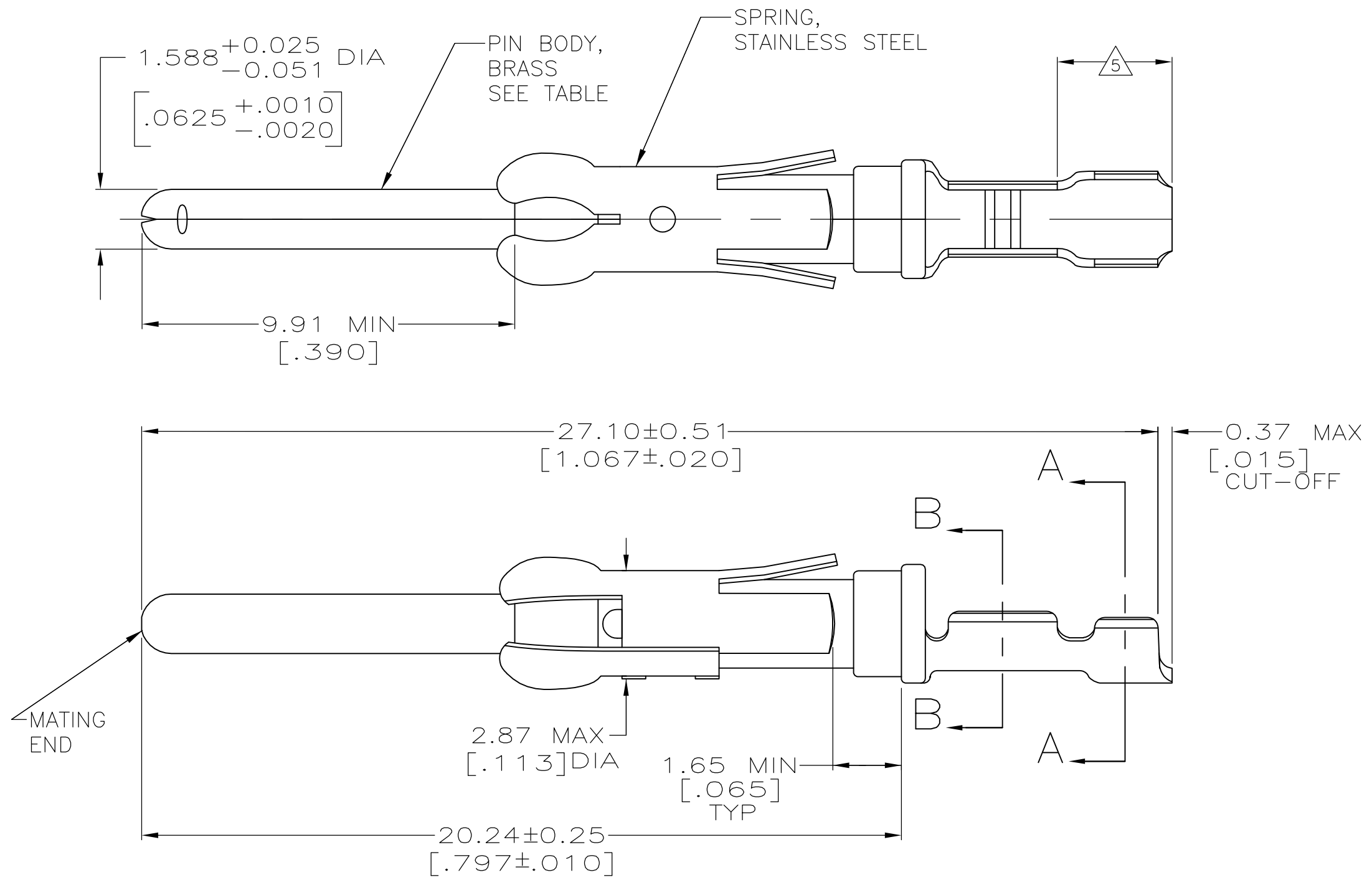
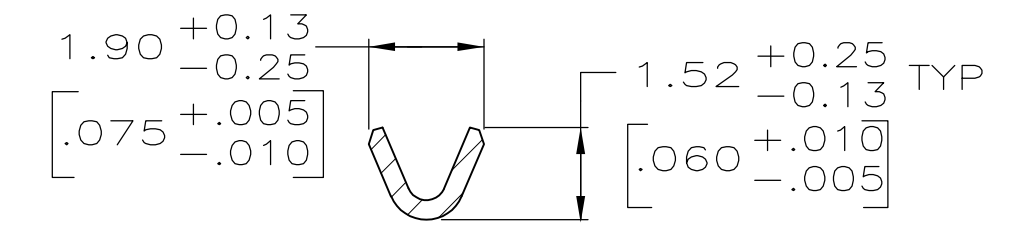
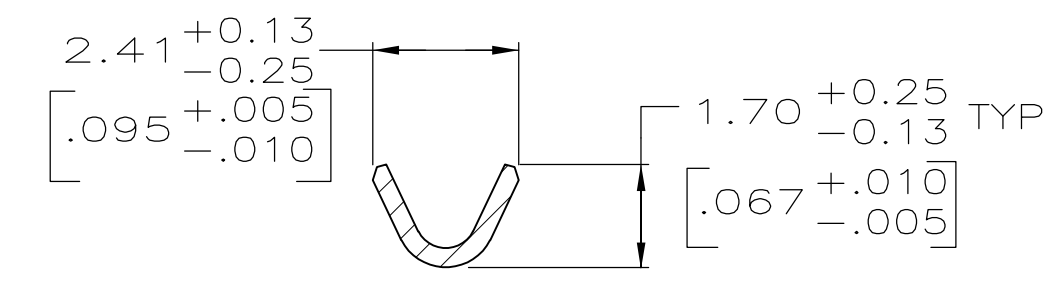


THIS DRAWING IS UNPUBLISHED. RELEASED FOR PUBLICATION
 © COPYRIGHT - By - ALL RIGHTS RESERVED.

LOC	DIST	REVISIONS			
P	LTR	DESCRIPTION	DATE	DWN	APVD
FT	47	G1	REVISED PER ECO-14-001124	24JAN2014	NK MZ



- 9 $0.38\mu\text{m}$ [$.000015$] MIN GOLD PER MIL-G-45204 ON MATING END FOR A LENGTH OF 5.08 [$.200$] MIN, $1.27\mu\text{m}$ [$.000050$] MIN TIN-LEAD PER MIL-T-10727 FOR A LENGTH OF 5.69 [$.224$] MIN ON OPPOSITE END, BOTH OVER $1.27\mu\text{m}$ [$.000050$] MIN NICKEL PER QQ-N-290 ON ENTIRE CONTACT.
- 10 $1.27\mu\text{m}$ [$.000050$] MIN TIN PER MIL-T-10727 OVER $1.27\mu\text{m}$ [$.000050$] MIN NICKEL PER QQ-N-290.



- 1 $0.76\mu\text{m}$ [$.000030$] MIN PRECIOUS METAL PLATE ON MATING END FOR A LENGTH OF 5.08 [$.200$] MIN WITH $1.27\mu\text{m}$ [$.000050$] MIN MATTE TIN PLATE IN WIRE CRIMP AREA, BOTH OVER $1.27\mu\text{m}$ [$.000050$] MIN NICKEL PLATE. CONFORMS TO THE REQUIREMENTS OF TE CONNECTIVITY PRODUCT SPEC 108-10042, BASED ON EIA/ECA-364-1000.01A (CONTROLLED ENVIRONMENT APPLICATIONS).
- 2 $0.76\mu\text{m}$ [$.000030$] MIN PRECIOUS METAL PLATE ON MATING END FOR A LENGTH OF 5.08 [$.200$] MIN WITH A UNIFORM GRADIENT TO $0.25\mu\text{m}$ [$.000010$] ON REMAINDER, OVER $1.27\mu\text{m}$ [$.000050$] MIN NICKEL PLATE. GOLD FLASH ALL OVER. CONFORMS TO THE REQUIREMENTS OF TE CONNECTIVITY PRODUCT SPEC 108-10042, BASED ON EIA/ECA-364-1000.01A (CONTROLLED ENVIRONMENT APPLICATIONS).
- 3 $0.38\mu\text{m}$ [$.000015$] MIN GOLD PER MIL-G-45204 ON MATING END FOR A LENGTH OF 5.08 [$.200$] MIN WITH $1.27\mu\text{m}$ [$.000050$] MIN MATTE TIN PLATE IN WIRE CRIMP AREA, BOTH OVER $1.27\mu\text{m}$ [$.000050$] MIN NICKEL PER QQ-N-290.
- 4 $1.27\mu\text{m}$ [$.000050$] MIN GOLD PER MIL-G-45204 ON MATING END FOR A LENGTH OF 5.08 [$.200$] MIN WITH GOLD FLASH ON THE REMAINDER OVER $1.90\mu\text{m}$ [$.000075$] MIN NICKEL PER QQ-N-290.
- 5 GOLD PLATING NOT REQUIRED IN THIS AREA.
- 6 $1.27\mu\text{m}$ [$.000050$] MIN TIN-LEAD PER MIL-T-10727 OVER $1.27\mu\text{m}$ [$.000050$] MIN NICKEL PER QQ-N-290.
- 7 WIRE RANGE 26-24 AWG.
- 8 INSULATION RANGE 0.89 [$.035$]- 1.40 [$.055$] DIA.

PACKAGING TYPE	PIN BODY FINISH	STRIP P/N REF	PART NO
SMALL PACK	10	1-66106-5 OR 1-66106-6	1-66107-2
STANDARD	10	1-66106-5 OR 1-66106-6	1-66107-1
SMALL PACK	1	66106-4	1-66107-0
SMALL PACK	6	66106-2	66107-9
OBSOLETE	STANDARD	1-66106-4	66107-8
OBSOLETE	STANDARD	1-66106-2	66107-7
STANDARD	1	66106-4	66107-4
STANDARD	3	66106-3	66107-3
STANDARD	6	66106-2	66107-2
STANDARD	2	66106-1	66107-1

THIS DRAWING IS A CONTROLLED DOCUMENT.

DWN	06/02/92	L.SIPE
CHK	6-11-92	W.LENKER
APVD	7-8-92	G.STEINHAUER
PRODUCT SPEC		
APPLICATION SPEC		
WEIGHT		

STE TE Connectivity

PIN ASSEMBLY, LOOSE PIECE, TYPE III+

SIZE	CAGE CODE	DRAWING NO	RESTRICTED TO
A2	00779	C-66107	

CUSTOMER DRAWING SCALE 8:1 SHEET 1 OF 1 REV G1

X-ON Electronics

Largest Supplier of Electrical and Electronic Components

Click to view similar products for [Standard Circular Contacts](#) category:

Click to view products by [TE Connectivity](#) manufacturer:

Other Similar products are found below :

[RC16M23J](#) [133780-1](#) [RM20M13D28](#) [RM24M9D28](#) [RMMX110-1D28](#) [ELFH02211](#) [ELVP16100E](#) [164-901-CD](#) [BACS16X1A](#)
[EN3545007SCE](#) [BV002BSQ20049CZ](#) [BV002SSQ160404CZ](#) [1900ND05S1B00B](#) [SJS862201](#) [166566-1](#) [1900ND04S1X00D](#) [ST-JL05-20S-](#)
[C1-100](#) [ST-JL05-20S-C2-100](#) [T01-CRIMP-S03](#) [APK-SA16A07-002](#) [27963-15T12](#) [CONT-JL05-08S-C2-10](#) [CONT-JL05-12S-C1-10](#)
[RC16M-23T](#) [RFD26L-1D28](#) [BV002ASJ16049CW](#) [33505815019](#) [JN1-22-20S-R-PKG100](#) [031-50213](#) [031-50794](#) [ELFH08251](#) [ELFP0641GE](#)
[SJS861301M](#) [ST-JL05-16S-C1-100](#) [ST-JL05-20P-C1-100](#) [82911466K](#) [82911467NK](#) [ESLM03200](#) [192991-0087](#) [192900-0570](#) [ELFH07251](#)
[M12883/40-07S](#) [BACS16X3A](#) [T3P16FC3LZ](#) [ZP-4016-10NF](#) [CONT-JL05-12P-C1-10](#) [RM20M12G8D28](#) [031-50676](#) [12115010110](#)
[RJFTVC2MG](#)