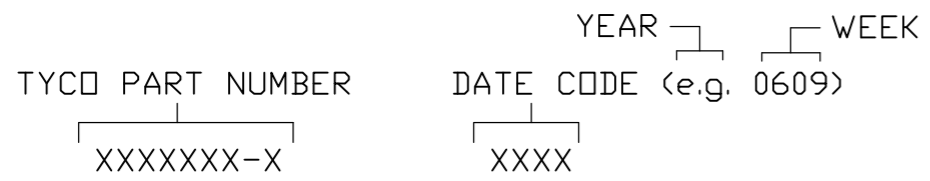


This drawing involves proprietary design rights of Tyco Electronics Corporation, and all design, manufacture, reproduction, use and sale rights regarding the same are expressly reserved. It is submitted for a specific purpose and the recipient by accepting this drawing, assumes custody and control and agrees to take reasonable precautions; (a) that this drawing will not be copied and reproduced, in whole or in part, or its contents revealed in any manner, or to any person except to meet the purpose for which it was delivered and (b) that any special features peculiar to this design will not be incorporated in other projects without the expressed written permission of Tyco Electronics Corporation.

REVISIONS			
EC	REV	DESCRIPTION	DATE
CPR	A	NEW RELEASE	2/9/06

CONTACT TABLE FOR PIN CONNECTOR			
PART NUMBER	DESCRIPTION	POSITION	QTY
1648163-2	HOUSING, PIN, PCB MOUNT	N/A	1
1766262-1	CONTACT, PIN, SIZE #8, PCB TAIL, STANDARD	34-37	4
1766245-1	CONTACT, PIN, SIZE #12, PCB TAIL, STANDARD	1-9	9
1650283-1	CONTACT, PIN, SIZE #20, PCB TAIL, STANDARD	10-21, 25 26, 29-32	18

5. ITEMS PROVIDED TO THIS SPECIFICATION TO BE PERMANENTLY IDENTIFIED PER THE FOLLOWING IDENTIFIER:



4 ALL PCB TAIL CONTACTS INSTALLED IN THE CONNECTOR ASSEMBLY.

3. FINISHES:

- SIZE #8 CONTACT: SILVER PLATED, .000200" MIN THICK, OVER NICKEL PLATED .000040" MIN TICK.
- SIZE #12 CONTACT: SILVER PLATED, .000200" MIN THICK, OVER NICKEL PLATED .000040" MIN TICK.
- SIZE #20 CONTACT: GOLD PLATED, .000030" MIN THICK OVER NICKEL PLATED .000040" MIN TICK.
- CROWN BAND: GOLD PLATED, .000030" MIN THICK OVER NICKEL PLATED .000040" MIN TICK.

2. MATERIALS:

- HOUSING: THERMOPLASTIC, GLASS REINFORCED, UL94V-0 FLAMMABILITY RATED, COLOR-BLACK.
- CONTACT: BRASS ROD ALLOY.
- CROWN BAND: BERYLLIUM COPPER.

RETENTION CLIP: BERYLLIUM COPPER OR STAINLESS STEEL.

1. PART NUMBER CHANGES AND OR DESIGN CHANGES AFFECTING ITEM INTERCHANGEABILITY REQUIRE PRIOR TYCO APPROVAL AND AUTHORIZATION BY REVISION TO THIS DRAWING.

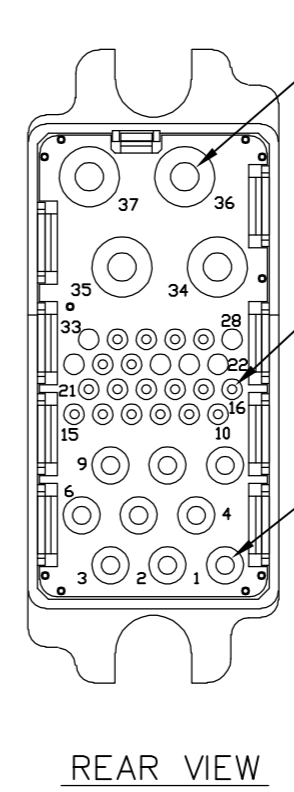
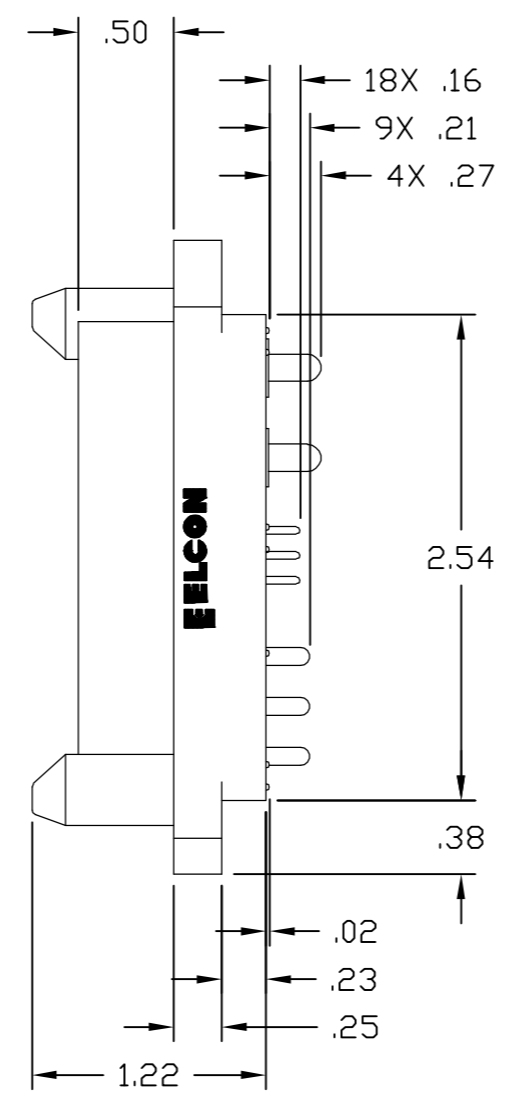
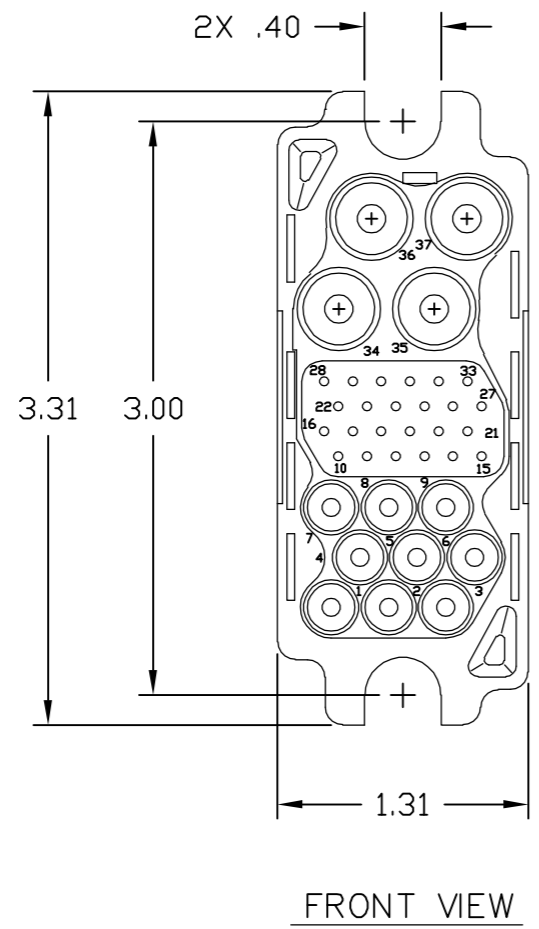
NOTES: UNLESS OTHERWISE SPECIFIED

TYCO PART NUMBER
6646425-1

<p>THIRD ANGLE PROJECTION</p> <p>UNLESS OTHERWISE SPECIFIED DIMENSIONS ARE IN INCHES (METRIC)</p> <p>TOLERANCES</p> <p>ANGLES ± .5°</p> <p>DECIMALS</p> <p>.XXX ± .010 (.25)</p> <p>.XX ± .02 (.3)</p>	INCH OR INCH (MM)	DRAWN R. F. A.	DATE 2/9/06	Tyco Electronics Corporation Menlo Park, Ca 94025 	
	CHECKED			TITLE CONNECTOR, PIN 75 Amp MIDDLE DRAWER	
	APPROVED			SIZE B	DWG NUMBER C= 6643425
	APPROVED D. CHAU		2/9/06	REV. A	
DCA APPROVED			ACAD FILE NUMBER C6643425A.DWG	DWG SCALE 1=1	SH 1 OF 3

This drawing involves proprietary design rights of Tyco Electronics Corporation, and all design, manufacture, reproduction, use and sale rights regarding the same are expressly reserved. It is submitted for a specific purpose and the recipient by accepting this drawing, assumes custody and control and agrees to take reasonable precautions; (a) that this drawing will not be copied and reproduced, in whole or in part, or its contents revealed in any manner, or to any person except to meet the purpose for which it was delivered and (b) that any special features peculiar to this design will not be incorporated in other projects without the expressed written permission of Tyco Electronics Corporation.

REVISIONS			
EC	REV	DESCRIPTION	DATE
		SEE SHEET 1	

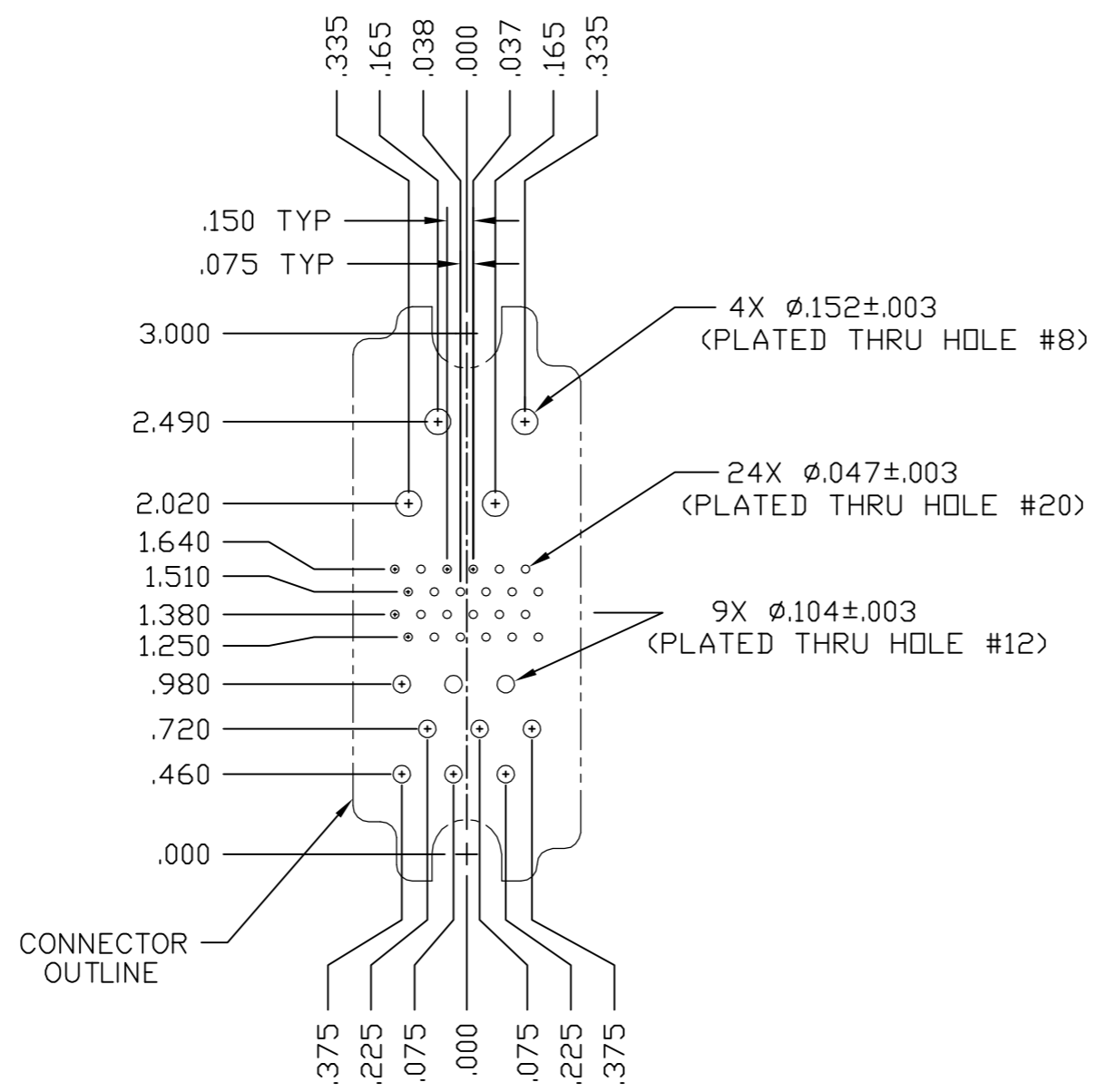


- 4X PIN CONTACT, SIZE #8
PCB TAIL, STANDARD
PN 1766262-1
POSN 34-37
- 18X PIN CONTACT, SIZE #20
PCB TAIL, STANDARD
PN 1650283-1
POSN 10-21, 25, 26, 29-32
- 9X PIN CONTACT, SIZE #12
PCB TAIL, STANDARD
PN 1766245-1
POSN 1-9

INCH OR INCH (MM) THIRD ANGLE PROJECTION UNLESS OTHERWISE SPECIFIED DIMENSIONS ARE IN INCHES (METRIC) TOLERANCES ANGLES ± .5' DECIMALS .XXX ± .010 (.25) .XX ± .02 (.3)	DRAWN R. F. A. CHECKED APPROVED APPROVED D. CHAU DCA APPROVED ACAD FILE NUMBER	DATE 2/9/06 2/9/06	Tyco Electronics Corporation Menlo Park, Ca 94025 	TITLE CONNECTOR, PIN 75 Amp MIDDLE DRAWER	SIZE B	DWG NUMBER C= 6643425	REV. A
	C6643425A.DWG		DWG SCALE 1=1	SH 2 OF 3			

This drawing involves proprietary design rights of Tyco Electronics Corporation, and all design, manufacture, reproduction, use and sale rights regarding the same are expressly reserved. It is submitted for a specific purpose and the recipient by accepting this drawing, assumes custody and control and agrees to take reasonable precautions; (a) that this drawing will not be copied and reproduced, in whole or in part, or its contents revealed in any manner, or to any person except to meet the purpose for which it was delivered and (b) that any special features peculiar to this design will not be incorporated in other projects without the expressed written permission of Tyco Electronics Corporation.

REVISIONS			
EC	REV	DESCRIPTION	DATE
		SEE SHEET 1	



SUGGESTED PCB LAYOUT

INCH OR INCH (MM) THIRD ANGLE PROJECTION UNLESS OTHERWISE SPECIFIED DIMENSIONS ARE IN INCHES (METRIC) TOLERANCES ANGLES ± .5° DECIMALS .XXX ± .010 (.25) .XX ± .02 (.3)	DRAWN R. F. A.	DATE 2/9/06	Tyco Electronics Corporation Menlo Park, Ca 94025		
	CHECKED	APPROVED	APPROVED D. CHAU 2/9/06	TITLE PCB LAYOUT AND RECOMMENDED HOLE SIZE	
ACAD FILE NUMBER	C6643425A.DWG		SIZE B	DWG NUMBER C= 6643425	REV. A
			DWG SCALE 1=1	SH 3 OF 3	

X-ON Electronics

Largest Supplier of Electrical and Electronic Components

Click to view similar products for [Heavy Duty Power Connectors](#) category:

Click to view products by [TE Connectivity](#) manufacturer:

Other Similar products are found below :

[1424439](#) [1424438](#) [09330062652](#) [2-8675P1](#) [605601-1](#) [6340G1](#) [6341G1](#) [6360G1](#) [6373G1](#) [6374g2](#) [6396G1](#) [647757-1](#) [66394-4](#) [6643411-1](#)
[6646058-2](#) [6646137-1](#) [6646138-1](#) [6646348-1](#) [6646479-1](#) [6646608-1](#) [6646786-1](#) [6646940-1](#) [6651091-1](#) [6651525-1](#) [6651529-1](#) [6651778-1](#)
[6651788-1](#) [696465-1](#) [696475-1](#) [73000005059](#) [73000005349](#) [73000005642](#) [73080255059](#) [73080965046](#) [765-15-0080A](#) [765-16-0080B](#)
[789.700-44](#) [789.700-54](#) [80-1010](#) [80-9](#) [827381-1](#) [829992-1](#) [902-77-02113](#) [PL00U-301-10D10](#) [PM103MOOLOO](#) [PM16S1620S32-50](#)
[PM212MOOLOO](#) [PM309FOOLOO](#) [PM324FOOLCH](#) [PMHPAF11S03](#)