

THIS DRAWING IS UNPUBLISHED. RELEASED FOR PUBLICATION  
 © COPYRIGHT - BY TYCO ELECTRONICS CORPORATION. ALL RIGHTS RESERVED.

| LOC | DIST | REVISIONS |     |                       |           |     |      |
|-----|------|-----------|-----|-----------------------|-----------|-----|------|
|     |      | P         | LTR | DESCRIPTION           | DATE      | DWN | APVD |
| GP  | 00   |           | C   | REV PER ECO-06-026031 | 09NOV2006 | GIP | DO   |
|     |      |           | D   | REV PER ECO-07-       | 13JUNE07  | JRP | DO   |

△6 ELCON REFERENCE PART NUMBER DESIGNATION: 282-0527-10100A

△5 SOCKET PCB TAIL CONTACTS INSTALLED.

4. FINISHES:

- #12 PCB TAIL CONTACT: SILVER .000200/.000300 THK OVER NICKEL .000040 MIN THICKNESS
- #20 PCB TAIL CONTACT: GOLD .000010 MIN THK OVER NICKEL .000040 MIN THICKNESS
- CROWN BAND: GOLD .000030 MIN THK. OVER NICKEL .00040 MIN THICKNESS

3. MATERIALS:

INSULATOR: THERMOPLASTIC, GLASS REINFORCED, UL94V-0, FLAMMABILITY RATED, COLOR-BLACK.

SOCKET CONTACT: COPPER ALLOY

PCB TAIL CONTACTS: COPPER ALLOY

RETENTION CLIP: COPPER ALLOY OR STAINLESS STEEL

△2 ITEMS PROVIDED TO THIS SPECIFICATION TO BE PERMANENTLY IDENTIFIED PER THE FOLLOWING IDENTIFIER:



1. PART NUMBER CHANGES AND OR DESIGN CHANGES AFFECTING ITEM INTERCHANGEABILITY REQUIRE PRIOR TYCO APPROVAL AND AUTHORIZATION BY REVISION TO THIS DRAWING.

△5 TABLE - SOCKET CONNECTOR PN 6766414-1

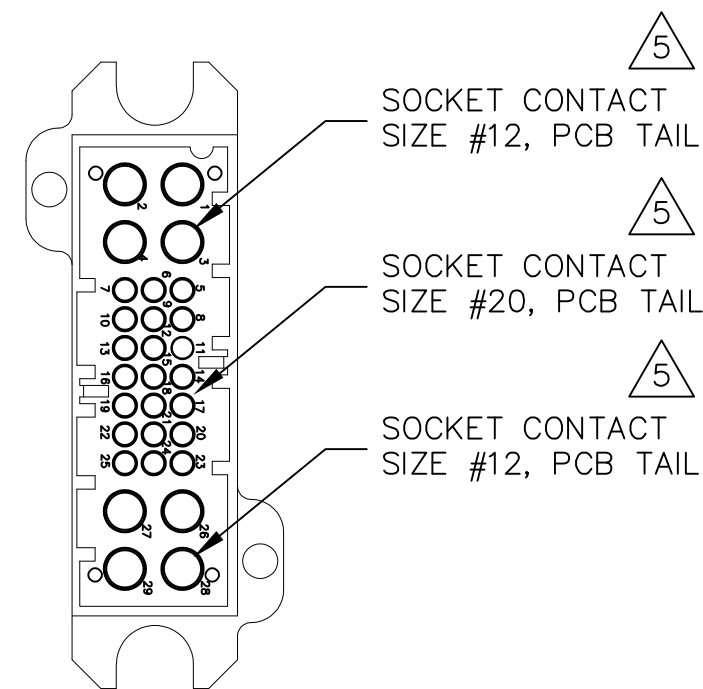
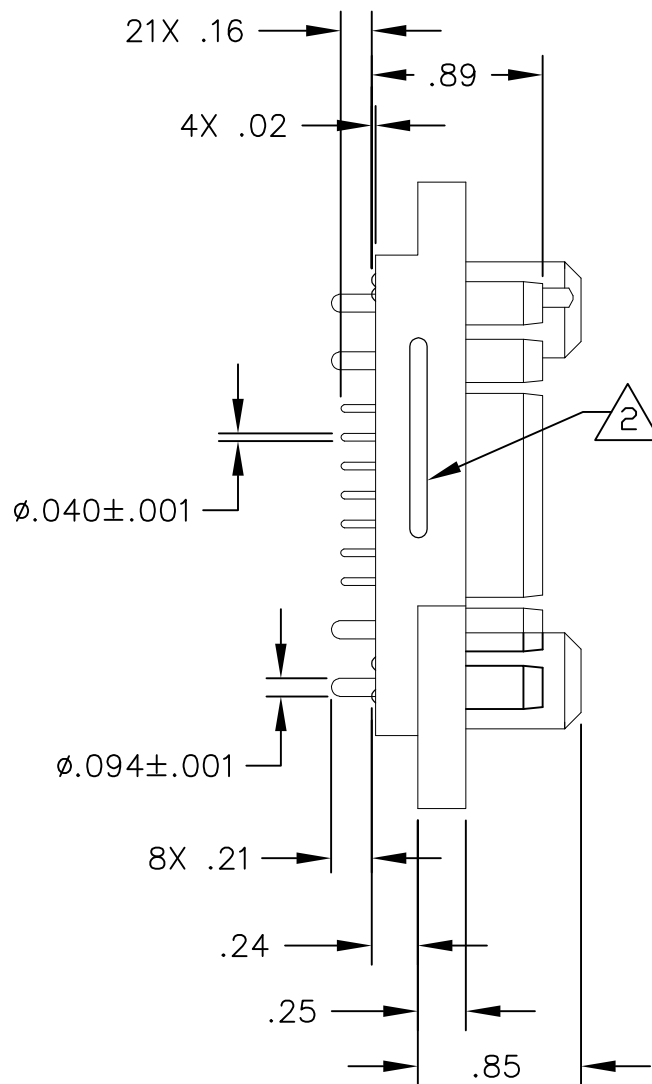
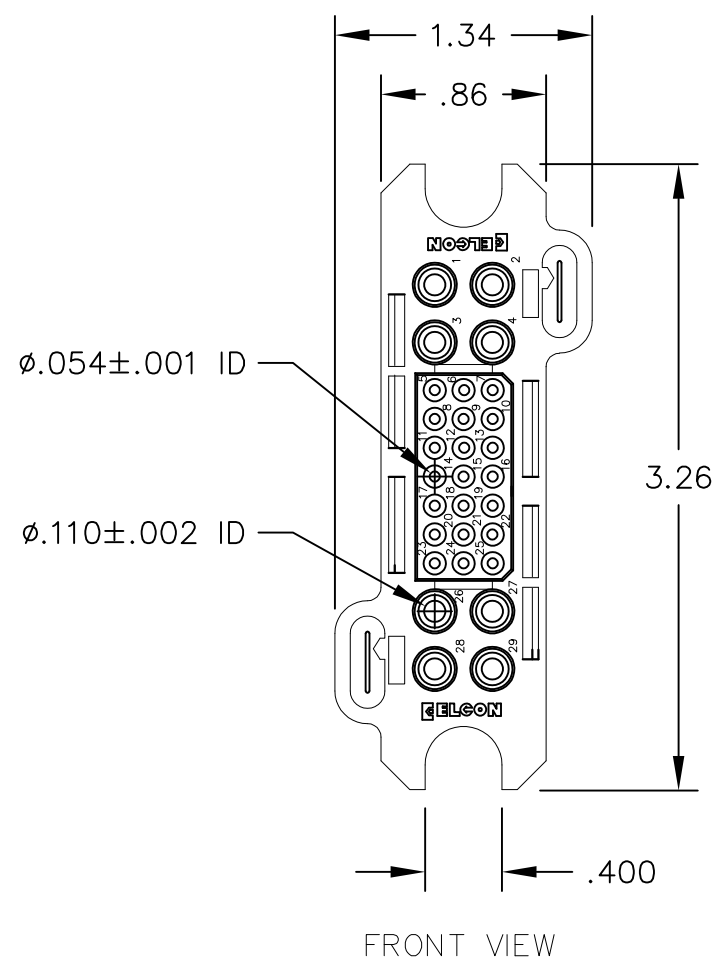
| PART NUMBER | DESCRIPTION                                | POSITION    | QTY |
|-------------|--|-------------|-----|
| 1766390-1   | HOUSING, SOCKET, FRONT, #12,#20,#12 CONFIG | NA          | 1   |
| 1648727-1   | HOUSING, SOCKET, REAR INSERT, #12,#20,#12  | NA          | 1   |
| 1650484-1   | CLIP, RETENTION, #20, HEAT TREATED         | 5-25        | 21  |
| 1650489-1   | CLIP, RETENTION, #12, HEAT TREATED         | 1-4 & 26-29 | 8   |
| 1648382-1   | CONTACT, SOCKET, #20, PCB TAIL, GOLD PLD   | 5-25        | 21  |
| 6648374-1   | CONTACT, SOCKET, #12, PCB TAIL, SILVER PLD | 1-4 & 26-29 | 8   |

|    |             |             |
|----|-------------|-------------|
| △6 | AS SHOWN    | 6766414-1   |
|    | DESCRIPTION | PART NUMBER |

|  |  |                                 |   |                              |
|--|--|---------------------------------|---|------------------------------|
| THIS DRAWING IS A CONTROLLED DOCUMENT.   |  | DWN 18AUG06<br>ALIM/GRZYBOWSKI  | Tyco Electronics Corporation<br>Harrisburg, PA 17105-3608 |                              |
| DIMENSIONS: INCHES   |  | CHK 18AUG06<br>D.ORRIS          |   |                              |
| TOLERANCES UNLESS OTHERWISE SPECIFIED:   |  | APVD 18AUG06<br>CHAU/FLICKINGER | NAME<br>CONNECTOR, SOCKET<br>LOWER DRAWER                 |                              |
| 0 PLC ± -<br>1 PLC ± -<br>2 PLC ± .02 [.3]<br>3 PLC ± .010 [.25]<br>4 PLC ± -<br>ANGLES ± .5 |  | PRODUCT SPEC<br>-               | -   |                              |
| MATERIAL   |  | APPLICATION SPEC<br>-           | SIZE<br>A3  | CAGE CODE<br>00779           |
| FINISH   |  | WEIGHT<br>-                     | DRAWING NO<br>C-6766414                                   | RESTRICTED TO<br>-           |
| ELCON DRAWER   |  | CUSTOMER DRAWING                |   | SCALE 1:1 SHEET 1 OF 3 REV D |

THIS DRAWING IS UNPUBLISHED. RELEASED FOR PUBLICATION  
 © COPYRIGHT - BY TYCO ELECTRONICS CORPORATION. ALL RIGHTS RESERVED.

| LOC | DIST | REVISIONS   |      |     |      |
|-----|------|-------------|------|-----|------|
| P   | LTR  | DESCRIPTION | DATE | DWN | APVD |
| GP  | 00   | SEE SHEET 1 | -    | -   | -    |

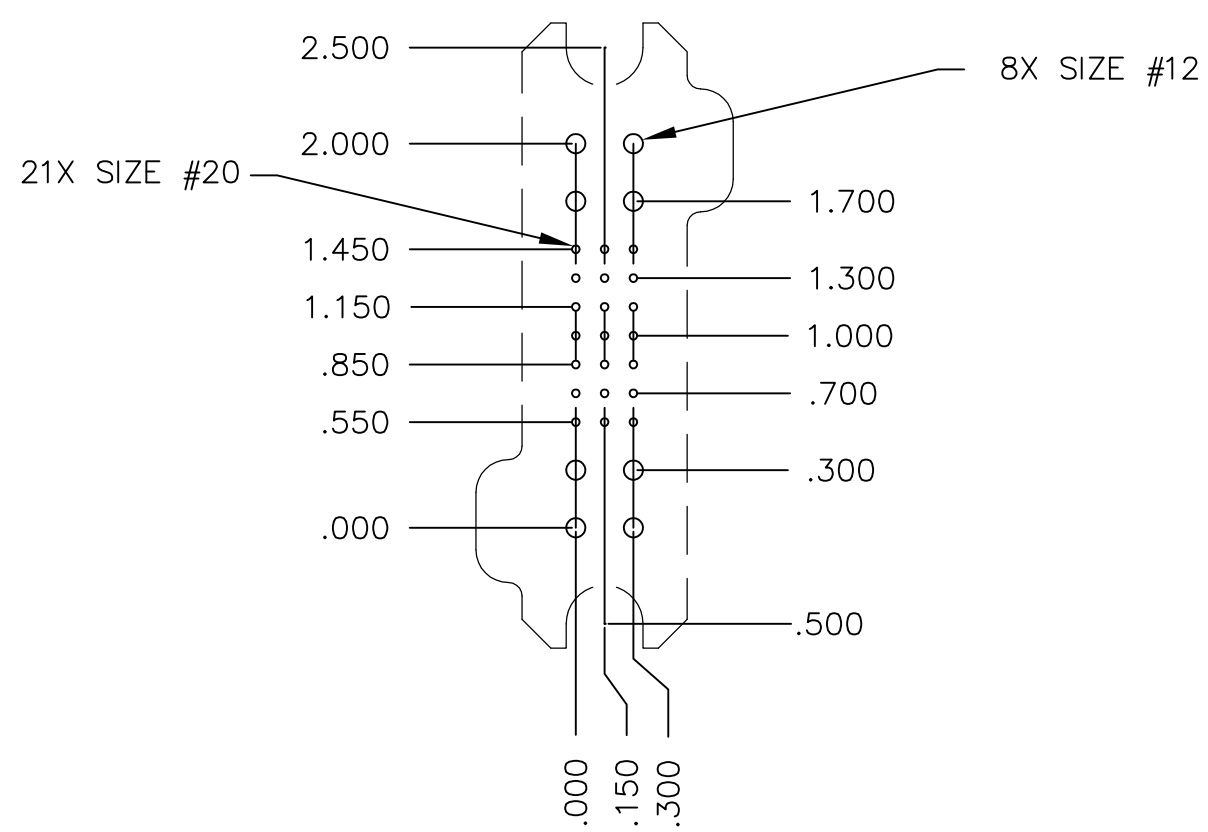


ELCON DRAWER

|  |  |                                 |   |               |
|--|--|---------------------------------|---|---------------|
| THIS DRAWING IS A CONTROLLED DOCUMENT. |  | DWN 18AUG06<br>ALIM/GRZYBOWSKI  | Tyco Electronics Corporation<br>Harrisburg, PA 17105-3608 |               |
| DIMENSIONS:<br>INCHES                  | TOLERANCES UNLESS OTHERWISE SPECIFIED: | CHK 18AUG06<br>D.ORRIS          | NAME  |               |
|  | 0 PLC ± -                              | APVD 18AUG06<br>CHAU/FLICKINGER | CONNECTOR, SOCKET<br>LOWER DRAWER                         |               |
|  | 1 PLC ± -                              | PRODUCT SPEC                    | -   |               |
| MATERIAL                               | FINISH                                 | APPLICATION SPEC                | SIZE  | CAGE CODE     |
| -                                      | -                                      | WEIGHT                          | A3  | 00779         |
|  |  | CUSTOMER DRAWING                | DRAWING NO  | RESTRICTED TO |
|  |  |                                 | C-6766414   | -             |
|  |  | SCALE 1:1                       | SHEET 2 OF 3  | REV D         |

THIS DRAWING IS UNPUBLISHED. RELEASED FOR PUBLICATION  
 © COPYRIGHT - BY TYCO ELECTRONICS CORPORATION. ALL RIGHTS RESERVED.

| LOC | DIST | REVISIONS   |      |     |      |
|-----|------|-------------|------|-----|------|
| P   | LTR  | DESCRIPTION | DATE | DWN | APVD |
| GP  | 00   | SEE SHEET 1 | -    | -   | -    |



PCB FOOTPRINT, SOCKET SIDE  
 (VIEWED FROM CONNECTOR MOUNTING SIDE)

- RECOMMENDED PRINTED CIRCUIT BOARD HOLE FOR SIZE #12 PCB TAIL  
 FINISHED HOLE:  $\phi.102$  [2.591]  $+0.002$  [.051]/ $-0.003$  [.076]  
 DRILLED HOLE:  $\phi.1065$  [2.705]  $\pm 0.0005$  [.0127]  
 COPPER PLATE: .0010 [.025] MINIMUM (PER SURFACE)  
 TIN PLATE: .0003 [.008] MINIMUM (PER SURFACE)
- RECOMMENDED PRINTED CIRCUIT BOARD HOLE FOR SIZE #20 PCB TAIL  
 FINISHED HOLE:  $\phi.040$  [1.016]  $\pm 0.003$  [.076]  
 DRILLED HOLE:  $\phi.0453$  [1.152]  $\pm 0.0005$  [.013]  
 COPPER PLATE: .0010 [.025] MINIMUM (PER SURFACE)  
 TIN PLATE: .0003 [.008] MINIMUM (PER SURFACE)

ELCON DRAWER

|  |        |                                 |   |           |
|--|--------|---------------------------------|---|-----------|
| THIS DRAWING IS A CONTROLLED DOCUMENT.   |        | DWN 18AUG06<br>ALIM/GRZYBOWSKI  | Tyco Electronics Corporation<br>Harrisburg, PA 17105-3608 |           |
| DIMENSIONS:<br>INCHES  |        | CHK 18AUG06<br>D.ORRIS          |   |           |
|  |        | APVD 18AUG06<br>CHAU/FLICKINGER | NAME<br>CONNECTOR, SOCKET<br>LOWER DRAWER                 |           |
| TOLERANCES UNLESS OTHERWISE SPECIFIED:   |        | PRODUCT SPEC                    | RESTRICTED TO   |           |
| 0 PLC ± -<br>1 PLC ± -<br>2 PLC ± .02 [.3]<br>3 PLC ± .010 [.25]<br>4 PLC ± -<br>ANGLES ± .5 |        | APPLICATION SPEC                | SIZE  | CAGE CODE |
| MATERIAL   | FINISH | WEIGHT                          | A3  | 00779     |
| -  | -      | -                               | DRAWING NO<br>G-6766414                                   |           |
| CUSTOMER DRAWING   |        |                                 | SCALE   | SHEET     |
|  |        |                                 | 1:1   | 3 OF 3    |
|  |        |                                 | REV   | D         |

## X-ON Electronics

Largest Supplier of Electrical and Electronic Components

*Click to view similar products for [Heavy Duty Power Connectors](#) category:*

*Click to view products by [TE Connectivity](#) manufacturer:*

Other Similar products are found below :

[647757-1](#) [6643411-1](#) [6646058-2](#) [6646137-1](#) [6646138-1](#) [6646479-1](#) [6646608-1](#) [6646786-1](#) [6646940-1](#) [6651091-1](#) [6651525-1](#) [6651529-1](#)  
[6651788-1](#) [696475-1](#) [702-32-01109](#) [703-25-02205](#) [73000005059](#) [73000005642](#) [73080255059](#) [73080965046](#) [765-15-0080A](#) [765-16-0080B](#)  
[765-18-0080D](#) [829992-1](#) [902-77-02113](#) [PS00/A0620/6300](#) [PS25/A0420/63](#) [129-1J](#) [1409400](#) [AN0024023](#) [E6374G1](#) [e6389g2](#) [157-43GW8](#)  
[MS3117-14AC](#) [1643543-1](#) [1650540-1](#) [1651811-2](#) [1766260-1](#) [1766282-1](#) [1766966-1](#) [1791340000](#) [NLDFT-3-BL-L-S120-M40A](#) [NLDFT-N-](#)  
[W-L-C240-M40B](#) [NLS-2-R-C240-M40B](#) [NLS-N-W-C240-M40B](#) [NPS-3-BL-T6](#) [1986615-1](#) [2-1589900-8](#) [2199314-1](#) [KA8102](#)