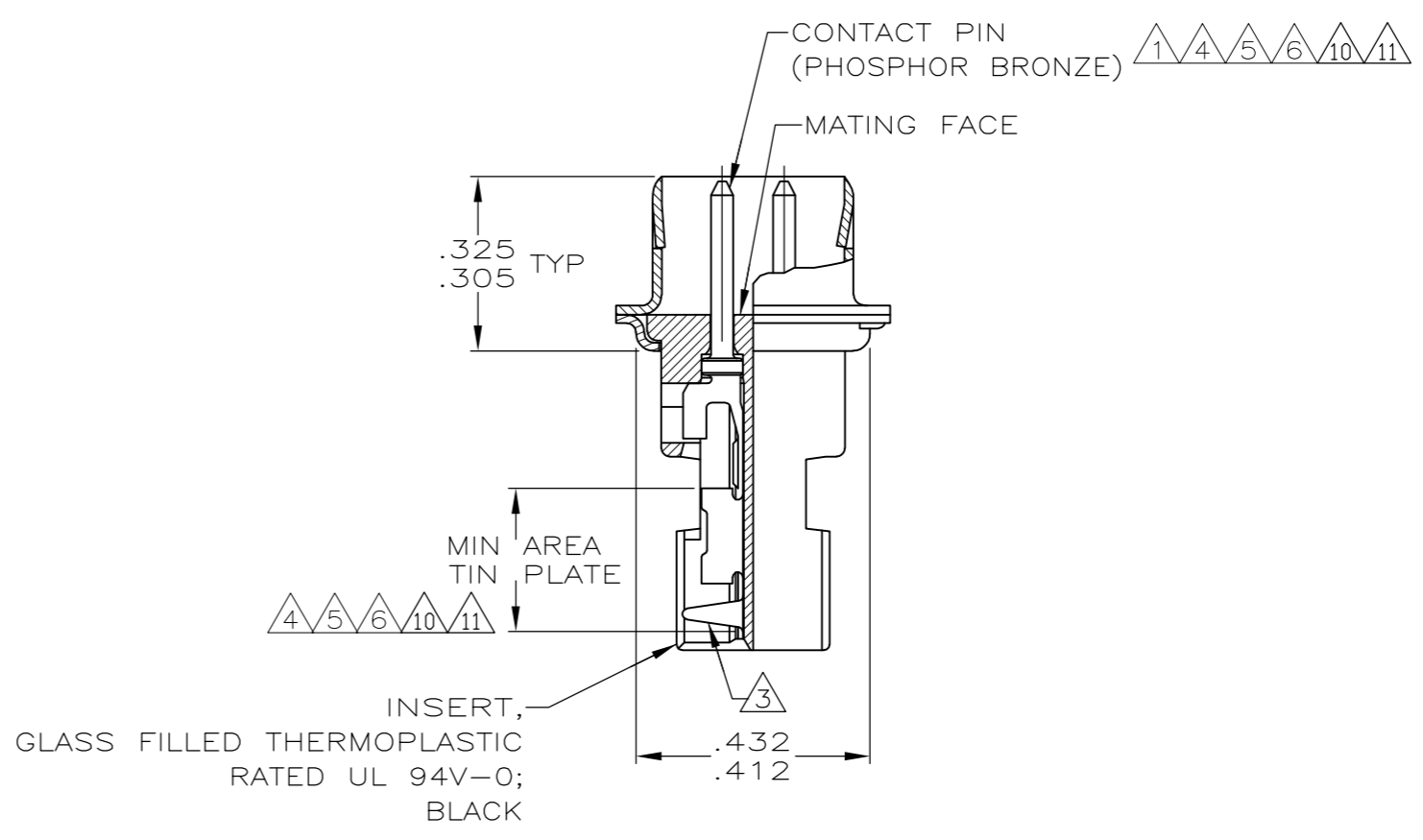
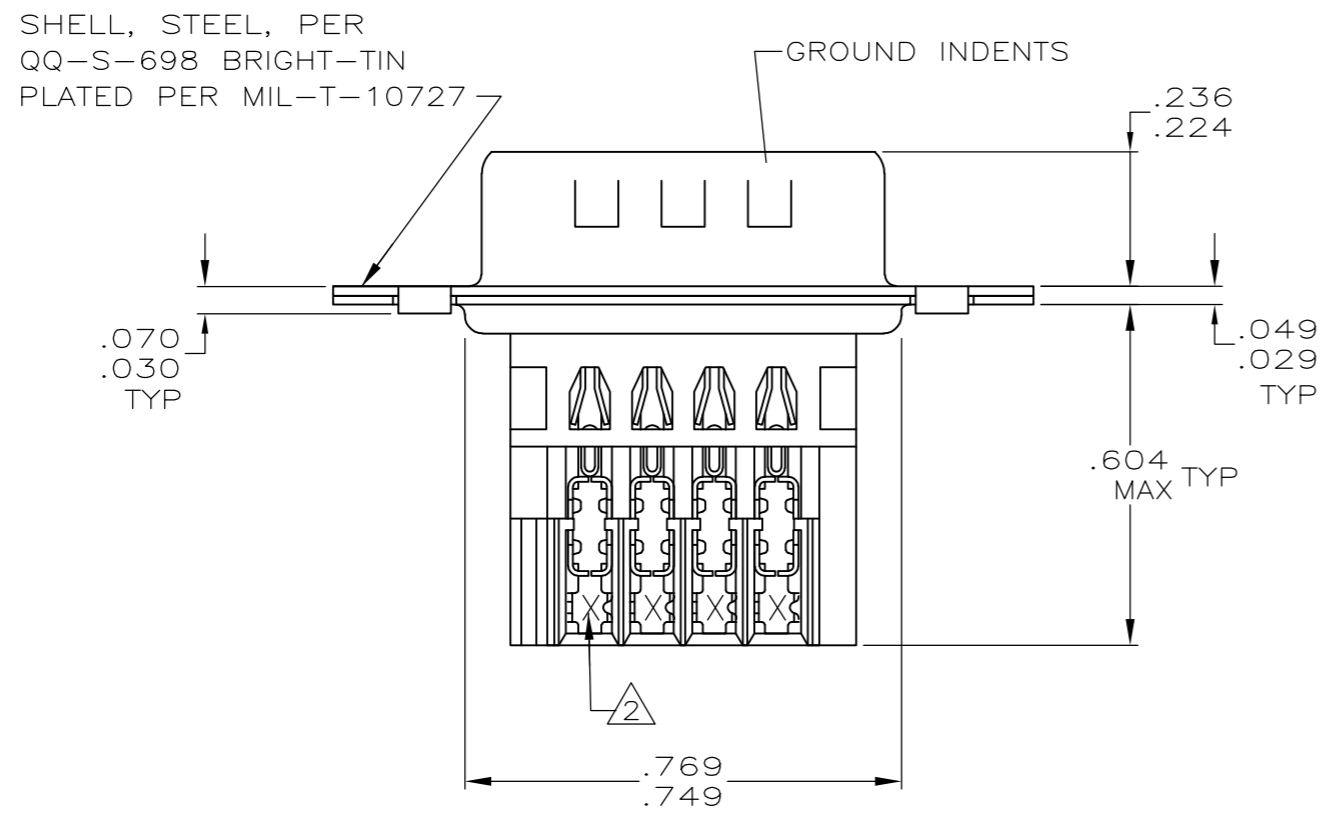
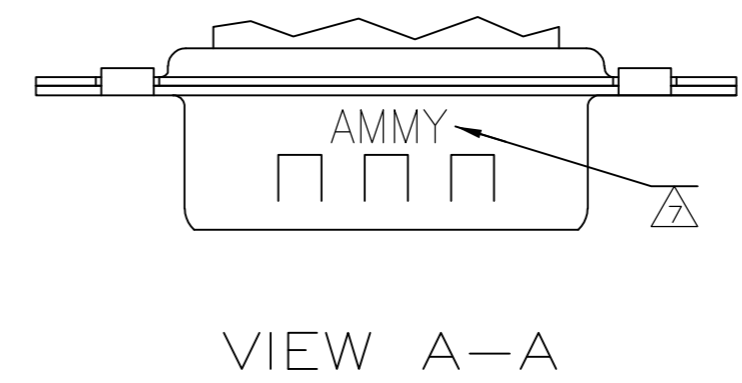
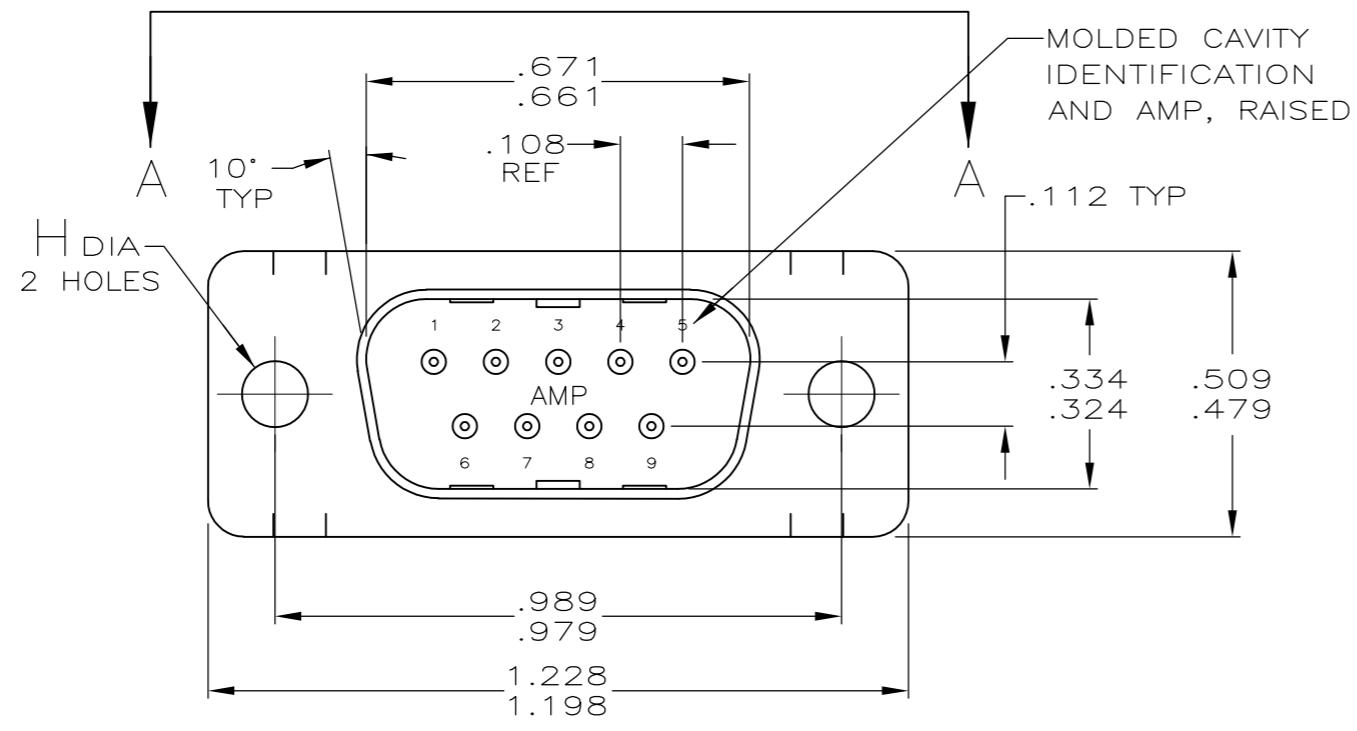


THIS DRAWING IS UNPUBLISHED. RELEASED FOR PUBLICATION  
 © COPYRIGHT - By - ALL RIGHTS RESERVED.

LOC	DIST	REVISIONS					
GP	00	P	LTR	DESCRIPTION	DATE	DWN	APVD
		S1		REVISED PER ECO-11-004835	11MAR11	RK	HMR



THIS DRAWING IS A CONTROLLED DOCUMENT.		DWN 11-16-04 L. VAREAL - DOCK5	<b>STE</b> TE Connectivity	
DIMENSIONS: INCHES		CHK 11-16-04 J. GERACE		
TOLERANCES UNLESS OTHERWISE SPECIFIED:		APVD 11-16-04 M. WALMSLEY	NAME	
0 PLC ± -		PRODUCT SPEC	108-40011	
1 PLC ± -		APPLICATION SPEC	114-40002	
2 PLC ± -		WEIGHT	-	
3 PLC ± .005		SCALE	4:1	
4 PLC ± -		SHEET	1 of 2	
ANGLES ± 2°		REV	S1	
FINISH		CUSTOMER DRAWING		
SEE CALL OUT		SEE TABLE		

THIS DRAWING IS UNPUBLISHED. RELEASED FOR PUBLICATION  
 © COPYRIGHT - By - ALL RIGHTS RESERVED.

LOC	DIST	REVISIONS				
P	LTR	DESCRIPTION	DATE	DWN	APVD	
GP	00	SEE SHEET 1	-	-	-	

- 1 HOUSING FULLY LOADED WITH CONTACTS.
- 2 NUMBER ON CONTACT INDICATES WIRE RANGE.
- 3 CONTACT INSULATION RANGE: .060 MAXIMUM O.D.
- 4 CONTACTS GOLD PLATED FOR A LENGTH OF .150 MIN FROM MATING END, .000030 MIN GOLD IN MATED AREA, .000100-.000200 BRIGHT TIN OR BRIGHT TIN-LEAD IN AREA SHOWN, ALL OVER .000050 MIN NICKEL UNDERPLATE ON ENTIRE CONTACT.  
OR  
CONTACTS GOLD PLATED FOR A LENGTH OF .150 MIN FROM MATING END, GOLD FLASH OVER .000030 MIN PALLADIUM-NICKEL IN MATED AREA, .000100-.000200 BRIGHT TIN OR BRIGHT TIN-LEAD IN AREA SHOWN, ALL OVER .000050 MIN NICKEL UNDERPLATE ON ENTIRE CONTACT.
- 5 GOLD PLATED FOR LENGTH OF .150 MIN FROM MATING END, GOLD FLASH IN MATED AREA. .000100-.000200 BRIGHT TIN OR BRIGHT IN TIN-LEAD AREA SHOWN. .000030 NICKEL UNDERPLATE ON ENTIRE CONTACT.
- 6 GOLD PLATED FOR LENGTH OF .150 MIN FROM MATING END, .000050 MIN GOLD IN MATED AREA. .000100-.000200 BRIGHT TIN OR BRIGHT IN TIN-LEAD AREA SHOWN. .000050 NICKEL UNDERPLATE ON ENTIRE CONTACT.
- 7 SPECIAL DATE CODE IN THIS APPROXIMATE AREA.  
A; MM = MONTH; Y = LAST DIGIT OF YEAR.
- 8 OBSOLETE.
- 9 SUPERSEDED BY 745492-1
- 10 CONTACTS GOLD PLATED FOR A LENGTH OF .150 MIN FROM MATING END, .000030 MIN GOLD IN MATED AREA, .000100-.000200 MATTE TIN IN AREA SHOWN, ALL OVER .000050 MIN NICKEL UNDERPLATE ON ENTIRE CONTACT.  
OR  
CONTACTS GOLD PLATED FOR A LENGTH OF .150 MIN FROM MATING END, GOLD FLASH OVER PALLADIUM-NICKEL, .000030 MIN TOTAL IN MATED AREA, .000100-.000200 MATTE TIN IN AREA SHOWN, ALL OVER .000050 MIN NICKEL UNDERPLATE ON ENTIRE CONTACT.
- 11 CONTACTS PLATED GOLD FLASH FOR A LENGTH OF .150 MIN FROM MATING END, .000100-.000200 MATTE TIN IN AREA SHOWN, ALL OVER .000030 MIN NICKEL UNDERPLATE ON ENTIRE CONTACT.

STANDARD	.125 .115	11	2	#22-26	2-745492-0
STANDARD	.125 .115	10	3	#20-22	1-745492-9
STANDARD	.125 .115	10	2	#22-26	1-745492-8
STANDARD	.125 .115	10	1	#26-30	1-745492-7
SMALL PACK	.125 .115	5	2	#22-26	1-745492-5
STANDARD	.125 .115	6	2	#22-26	1-745492-3
STANDARD	.156 .146	5	3	#20-22	1-745492-2
			2	#22-26	1-745492-1
			1	#26-30	1-745492-0
STANDARD	.156 .146	4	3	#20-22	745492-9
			2	#22-26	745492-8
			1	#26-30	745492-7
STANDARD	.125 .115	5	3	#20-22	745492-6
			2	#22-26	745492-5
			1	#26-30	745492-4
STANDARD	.125 .115	4	3	#20-22	745492-3
			2	#22-26	745492-2
			1	#26-30	745492-1
PACKAGING	H	CONTACT FINISH	2	AWG WIRE RANGE	PART NUMBER

THIS DRAWING IS A CONTROLLED DOCUMENT.		DWN 11-16-04 L. VAREAL - DOCK5	<b>STE</b> TE Connectivity		
DIMENSIONS: INCHES		CHK 11-16-04 J. GERACE			
TOLERANCES UNLESS OTHERWISE SPECIFIED:		APVD 11-16-04 M. WALMSLEY	NAME		
0 PLC ± -		PRODUCT SPEC	PLUG ASSEMBLY,		
1 PLC ± -		108-40011	METAL SHELL, SIZE 1, 9 POSITION,		
2 PLC ± -		APPLICATION SPEC	SERIES HDE-20 FOR MASS TERMINATION		
3 PLC ± .005		114-40002	SIZE	CAGE CODE	DRAWING NO
4 PLC ± -		WEIGHT -	A2	00779	C=745492
ANGLES ± 2°		FINISH	SCALE	SHEET	REV
MATERIAL SEE CALL OUT		SEE TABLE	4:1	2 of 2	S1
		CUSTOMER DRAWING			

## X-ON Electronics

Largest Supplier of Electrical and Electronic Components

*Click to view similar products for [D-Sub High Density Connectors](#) category:*

*Click to view products by [TE Connectivity](#) manufacturer:*

Other Similar products are found below :

[1484349-1](#) [163A16769X](#) [163A16809X](#) [163A17089X](#) [164A17199X](#) [164A17209X](#) [164A17479X](#) [164A18209X](#) [17BH-044S-AA110](#) [K86X-AD-26S](#) [KF66X-E15P-N](#) [241A17320X](#) [242A25680X](#) [242A25740X](#) [L717HDB44POL2R210](#) [L717HDCH62POL2RM5](#) [L717HDEH15POL2L777HDE15P](#) [L77HDC62S](#) [163A16599X](#) [163A16779X](#) [163A16839X](#) [163A17079X](#) [164A17309X](#) [164A17329X](#) [164A18219X](#) [241A16440X](#) [241A16550X](#) [241A16680X](#) [241A17390X](#) [241A20810X](#) [241A25740X](#) [CT25-44P](#) [K66X-E15S-N30](#) [K86X-BA-44S](#) [K86X-ED-15S-BR15](#) [K86X-ED-15SK](#) [L177HDE15SOL2RM23](#) [L177HRC62S](#) [L177HRC62SVFM](#) [L177HRCG62S](#) [L717HDBH44POL2RM5](#) [L717HDEG15POL2RM5](#) [L77HDA26SVF](#) [L77HDE15SD1CO](#) [L77HDEH15SOL2RM832](#) [443895-3](#) [106698-1](#) [5529599](#) [280-012K2C](#)