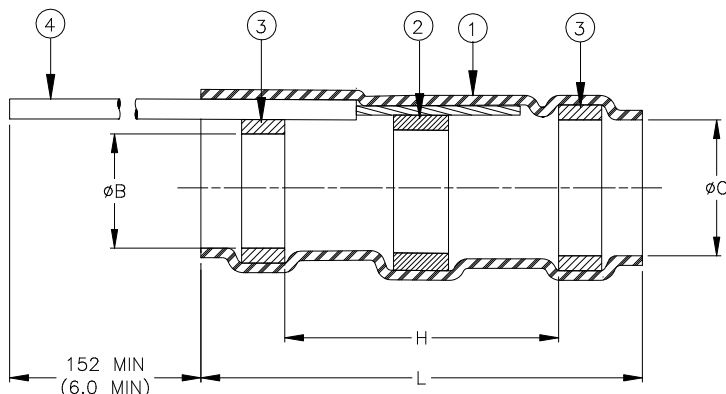


CUSTOMER DRAWING



Product Name	Component Dimensions					Cable Dimensions			
	Ident. Code	L±1.75 (L±0.07)	Ø B min	Ø C min	H min	Ø D max	Ø E max	Ø F min	Ø G max
S02-07-R-XX	SIZE2R	16.5 (0.650)	2.65 (0.105)	3.68 (0.140)	8.25 (0.325)	2.65 (0.105)	3.68 (0.140)	1.40 (0.055)	0.72 (0.030)
S02-08-R-XX	SIZE3R	16.5 (0.650)	4.30 (0.170)	5.08 (0.200)	8.25 (0.325)	4.30 (0.170)	5.08 (0.200)	2.15 (0.085)	1.25 (0.050)
S02-10-R-XX	SIZE5R	19.1 (0.750)	7.00 (0.275)	7.60 (0.300)	8.25 (0.325)	7.00 (0.275)	7.60 (0.300)	4.30 (0.170)	2.50 (0.100)

MATERIALS

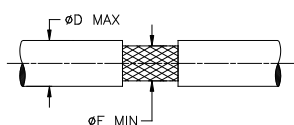
- INSULATION SLEEVE: Heat-shrinkable, transparent blue, radiation cross-linked modified polyvinylidene fluoride.
- SOLDER PREFORM WITH FLUX:
 - SOLDER: TYPE Sn63 per ANSI J-STD-006.
 - FLUX: TYPE ROL1 per ANSI-J-STD-004.
 - THERMAL INDICATOR: Color change violet to colorless.
- MELTABLE RINGS: Thermally stabilized thermoplastic. Color: blue.
- PRE-INSTALLED LEAD: MIL-W-22759/32-22-XX*. (Raychem 55A0111-22-XX*)
 - *XX: Part name and lead callout shall be replaced with lead color designation per MIL-STD-681.
 - Colors available: solid and with single stripe.

APPLICATION

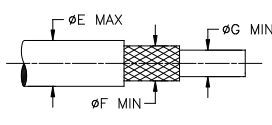
- These parts are designed to provide an environment protected shield termination on cables, rated for 105°C minimum, meeting the dimensional criteria listed and having tin or silver plated shields and insulation compatible with the insert material. For compatible insulations, see SAE-AS83519/2 or consult TE Connectivity.
- When installed per Raychem process standard RCPS-100-70, assemblies will meet those requirements of Raychem Specification RT-1404 and SAE-AS83519/2.
- For assembly information, refer to Raychem document RCPS-100-70.
- Parts shall be marked with identification code per table.

For best results, prepare the cable as shown:

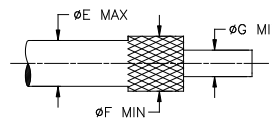
- Strip length of shield: 6.35 – 8.25 (.250 - .325)
- Use methods (a) or (b) with cable rated for 125°C and above. Use method (c) for cables rated for 105°C and cable with spiral wrapped shields.



a) Window Strip



b) End Strip



c) End Strip with Fold Back

		Raychem THERMOFIT DEVICES	TITLE: SOLDERSLEEVE* SHIELD TERMINATION ENVIRONMENT RESISTANT WITH LEAD		
Unless otherwise specified dimensions are in millimeters. [Inches dimensions are shown in brackets]			DOCUMENT NO.: S02-07/08/-10-R-XX		
TOLERANCES: 0.00 N/A 0.0 N/A 0 N/A	ANGLES: N/A ROUGHNESS IN MICRON	TE Connectivity reserves the right to amend this drawing at any time. Users should evaluate the suitability of the product for their application.	REV : 3	DATE : 30-Mar-2020	
DRAWN BY: M. FORONDA	DATE: 27-SEP-00	ECO: ECO-20-004510	SCALE: NTS	SIZE: A	SHEET: 1 of 1

© 2020 TE Connectivity Ltd. Family of Companies. All Rights Reserved.

If this document is printed it becomes uncontrolled. Check for the latest revision.

*TE Connectivity, TE connectivity (logo), Raychem, THERMOFIT, SolderSleeve are trademarks

X-ON Electronics

Largest Supplier of Electrical and Electronic Components

Click to view similar products for [Solder Sleeves & Shield Tubing](#) category:

Click to view products by [TE Connectivity](#) manufacturer:

Other Similar products are found below :

[899170-000](#) [620040N001](#) [620069N003](#) [CTA-0050-01](#) [629624-000](#) [6500750004](#) [6501390002](#) [CX0781-000](#) [696396-000](#) [697080-000](#) [D-150-0331CS2902](#) [D-181-1222-90/9CS2800](#) [D-300-01CS1108](#) [715325N001](#) [908357N001](#) [982127-1](#) [D-436-0182CS246](#) [D-436-37CS2651](#) [D-436-61CS246](#) [D-436-82-CS2621](#) [D-659-0087](#) [E53797N001](#) [CB0213-000](#) [CB0219-000](#) [S200-2-01](#) [S200-4-00CS2904](#) [LSS-81-16AA-CS5575](#) [ST18-2-00](#) [FLX40-020-04-CS8651](#) [325534-000](#) [CTA-0025](#) [D-108-07CS436](#) [D-128-0010](#) [D-141-0108CS404](#) [D-144-41CS1371](#) [D-150-0231-NRCS2896](#) [D-150-1011](#) [395947-000](#) [427243N001](#) [B-801-18-01](#) [515-9](#) [C67137-000](#) [CB0220-000](#) [D-436-0185CS1102](#) [D-436-36CS2908](#) [D-436-37CS2908](#) [D-436-52CS246](#) [D44133N001](#) [LSS-26-8A](#) [626168-000](#)