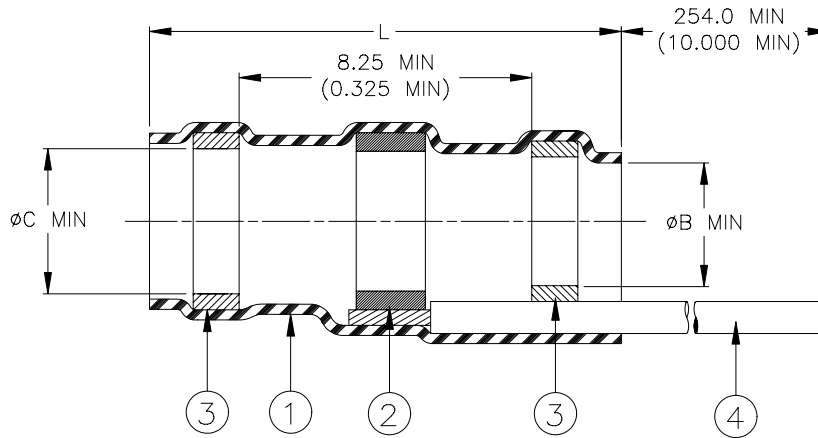


SPECIFICATION CONTROL DRAWING



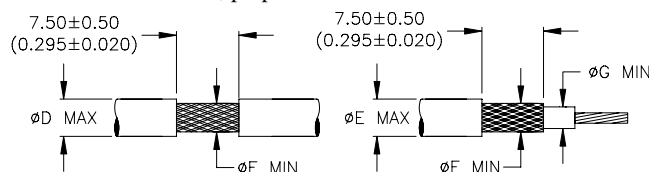
Product Rev.	Product Name	Ident. Code	Product Dimensions			Cable Dimensions			
			L±1.75 (L±0.070)	øB min	øC min	øD max	øE max	øF min	øG min
	SO63-1-W1-GA-9-100	N/C SO631R	16.50 (0.650)	1.90 (0.075)	2.65 (0.105)	1.90 (0.075)	2.65 (0.105)	0.90 (0.035)	0.50 (0.020)
	SO63-2-W1-GA-9-100	N/C SO632R	16.50 (0.650)	2.65 (0.105)	3.68 (0.145)	2.65 (0.105)	3.68 (0.145)	1.40 (0.055)	0.75 (0.030)
	SO63-3-W1-GA-9-100	N/C SO633R	16.50 (0.650)	4.30 (0.170)	5.08 (0.200)	4.30 (0.170)	5.08 (0.200)	2.15 (0.085)	1.25 (0.050)
	SO63-4-W1-GA-9-100	N/C SO634R	19.10 (0.750)	5.95 (0.235)	6.45 (0.255)	5.95 (0.235)	6.45 (0.255)	3.30 (0.130)	1.80 (0.070)
	SO63-5-W1-GA-9-100	N/C SO635R	19.10 (0.750)	7.00 (0.275)	7.60 (0.300)	7.00 (0.275)	7.60 (0.300)	4.30 (0.170)	2.50 (0.100)

MATERIALS

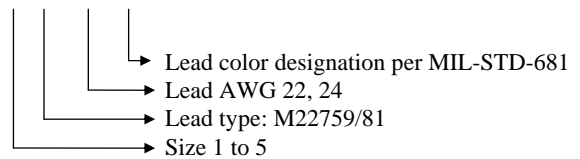
- INSULATION SLEEVE: Heat-shrinkable, transparent blue, radiation cross-linked polyvinylidene fluoride.
- SOLDER PREFORM WITH FLUX AND THERMAL INDICATOR:
 SOLDER: TYPE Sn63 per ANSI-J-STD-006.
 FLUX: TYPE ROL1 per ANSI-J-STD-004.
 THERMAL INDICATOR: Fusible ring, melt point: 221°C.
- MELTABLE RING: Environment resistant thermoplastic. Color: blue.
- GROUND LEAD: Stranded Silver-plated High Strength Copper in accordance with MIL-W-22759/81.

APPLICATION

- These parts will provide a shield termination assembly when installed in accordance to Raychem RCPS-100-70 on cables rated for at least 125°C, meeting the dimensional criteria listed, having tin or silver-plated shields.
 - Temperature rating: -55°C to +150°C.
 - Parts shall be marked with identification code per table.
- For best results, prepare the cable as shown:



Part Number Guide:
SO63-X-W1-GA-9-100



“G” is the minimum diameter on which the sleeve will seal.

		Tyco Electronics Corporation 300 Constitution Drive, Menlo Park, CA. 94025, U.S.A.				TITLE: SOLDERSLEEVE SHIELD TERMINATOR, ENVIRONMENT RESISTANT WITH LEAD									
Unless otherwise specified dimensions are in millimeters. [Inches dimensions are shown in brackets]				DOCUMENT NO.: SO63-X-W1-GA-9-100											
TOLERANCES: 0.00 N/A 0.0 N/A 0 N/A		ANGLES: N/A ROUGHNESS IN MICRON		Tyco Electronics reserves the right to amend this drawing at any time. Users should evaluate the suitability of the product for their application.		DOC. ISSUE: 2		DATE: 28-Dec-04							
DRAWN BY: M. FORONDA		CAGE CODE: 06090		REPLACES: D020446		DCR NUMBER: D040307		PROD. REV.: SEE TABLE		SCALE: None		SIZE: A		SHEET: 1 of 1	

X-ON Electronics

Largest Supplier of Electrical and Electronic Components

Click to view similar products for [Solder Sleeves & Shield Tubing](#) category:

Click to view products by [TE Connectivity](#) manufacturer:

Other Similar products are found below :

[D-260-C-A](#) [899170-000](#) [620040N001](#) [620069N003](#) [620263N004](#) [CTA-0050-01](#) [629624-000](#) [6501390002](#) [CX0781-000](#) [CX0782-000](#)
[696396-000](#) [697080-000](#) [715325N001](#) [FLX40-030-02-CS8652](#) [908357N001](#) [D-436-38CS2908](#) [274384-000](#) [285343-000](#) [970053-000](#) [ST18-](#)
[2-00](#) [FLX40-020-04-CS8651](#) [317035-000](#) [325534-000](#) [D-100-00-WOTI](#) [D-150-1011](#) [395947-000](#) [427243N001](#) [514535-000](#) [C03534-000](#)
[CB0220-000](#) [D44133N001](#) [626168-000](#) [451893-000](#) [931289-000](#) [162583-000](#) [585769N001](#) [610001N004](#) [6200060004](#) [622041N003](#)
[626167-000](#) [EG3678-000](#) [650075N002](#) [6500820003](#) [6500850004](#) [650126N010](#) [650127N005](#) [146201-000](#) [7400720001](#) [CA3200N001](#) [82-A2](#)