

8-1415513-1 ✓ ACTIVE

SCHRACK | SCHRACK Power Relay RF

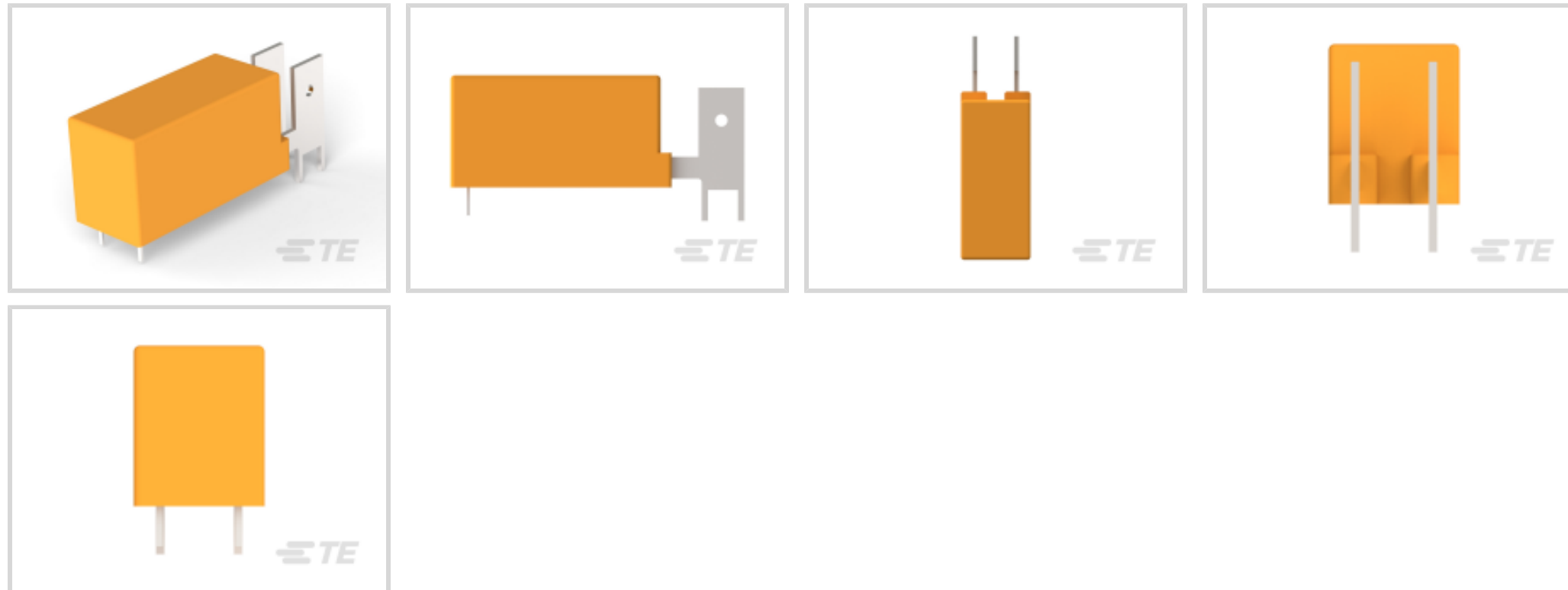
TE Internal #: 8-1415513-1

SCHRACK Power Relay RF, Power Relays, Standard, Monostable, DC, 300 – 400mW Coil Power Rating Class, 400mW Coil Power Rating DC, 360Ω Coil Resistance

[View on TE.com >](#)



Relays, Contactors & Switches > Relays > Power Relays



Power Relay Type: **Standard**

Coil Magnetic System: **Monostable, DC**

Coil Power Rating Class: **300 – 400 mW**

Coil Power Rating DC: **400 mW**

Coil Resistance: **360 Ω**

## Features

### Product Type Features

Power Relay Type	Standard
------------------	----------

### Electrical Characteristics

Insulation Initial Dielectric Between Coil & Contact Class	3500 – 4000 V
Insulation Initial Dielectric Between Open Contacts	1000 Vrms
Contact Limiting Making Current	25 A
Contact Limiting Short-Time Current	16 A
Contact Limiting Continuous Current	16 A
Insulation Creepage Class	5.5 – 8 mm
Insulation Initial Dielectric Between Contacts & Coil	4000 Vrms
Insulation Creepage Between Contact & Coil	8 mm [.315 in]
Contact Limiting Breaking Current	16 A
Coil Magnetic System	Monostable, DC
Coil Power Rating Class	300 – 400 mW
Coil Power Rating DC	400 mW



Coil Resistance	360 Ω
Coil Special Features	UL Coil Insulation Class F
Coil Voltage Rating	12 VDC
Contact Switching Load (Min)	500mA @ 12V
Contact Switching Voltage (Max)	400 VAC
Contact Voltage Rating	250 VAC

### Body Features

Insulation Special Features	Tracking Index of Relay Base PTI250
Product Weight	20 g[.706 oz]

### Contact Features

Contact Arrangement	1 Form A (NO)
Contact Current Class	10 – 20 A, 16 A
Contact Current Rating (Max)	16 A
Contact Material	AgNi90/10
Contact Number of Poles	1
Terminal Type	PCB-THT, Quick Connect

### Mechanical Attachment

Relay Mounting Type	Printed Circuit Board
---------------------	-----------------------

### Dimensions

Length Class (Mechanical)	25 – 30 mm
Insulation Clearance Class	5 – 8 mm
Height Class (Mechanical)	15 – 16 mm
Insulation Clearance Between Contact & Coil	8 mm[.315 in]
Width Class (Mechanical)	12 – 16 mm
Product Width	12.7 mm[.5 in]
Product Length	29 mm[1.142 in]
Product Height	16 mm[.63 in]

### Usage Conditions

Environmental Ambient Temperature Class	70 – 85 °C
Environmental Ambient Temperature (Max)	85 °C[185 °F]

### Packaging Features

Packaging Method	Box & Tray, Tray
------------------	------------------

## Product Compliance





[For compliance documentation, visit the product page on TE.com>](#)

EU RoHS Directive 2011/65/EU	Compliant
EU ELV Directive 2000/53/EC	Compliant
China RoHS 2 Directive MIIT Order No 32, 2016	No Restricted Materials Above Threshold
EU REACH Regulation (EC) No. 1907/2006	Current ECHA Candidate List: JAN 2021 (211) Candidate List Declared Against: JAN 2021 (211) Does not contain REACH SVHC
Halogen Content	BFR/CFR/PVC Free, but Br/Cl >900 ppm in other sources.
Solder Process Capability	Wave solder capable to 265°C

### Product Compliance Disclaimer


This information is provided based on reasonable inquiry of our suppliers and represents our current actual knowledge based on the information they provided. This information is subject to change. The part numbers that TE has identified as EU RoHS compliant have a maximum concentration of 0.1% by weight in homogenous materials for lead, hexavalent chromium, mercury, PBB, PBDE, DBP, BBP, DEHP, DIBP, and 0.01% for cadmium, or qualify for an exemption to these limits as defined in the Annexes of Directive 2011/65/EU (RoHS2). Finished electrical and electronic equipment products will be CE marked as required by Directive 2011/65/EU. Components may not be CE marked. Additionally, the part numbers that TE has identified as EU ELV compliant have a maximum concentration of 0.1% by weight in homogenous materials for lead, hexavalent chromium, and mercury, and 0.01% for cadmium, or qualify for an exemption to these limits as defined in the Annexes of Directive 2000/53/EC (ELV). Regarding the REACH Regulation, the information TE provides on SVHC in articles for this part number is based on the latest European Chemicals Agency (ECHA) 'Guidance on requirements for substances in articles' posted at this URL: <https://echa.europa.eu/guidance-documents/guidance-on-reach>

## Compatible Parts

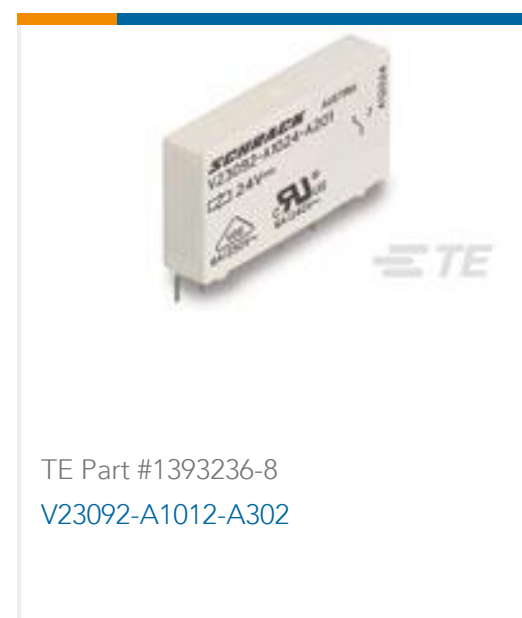

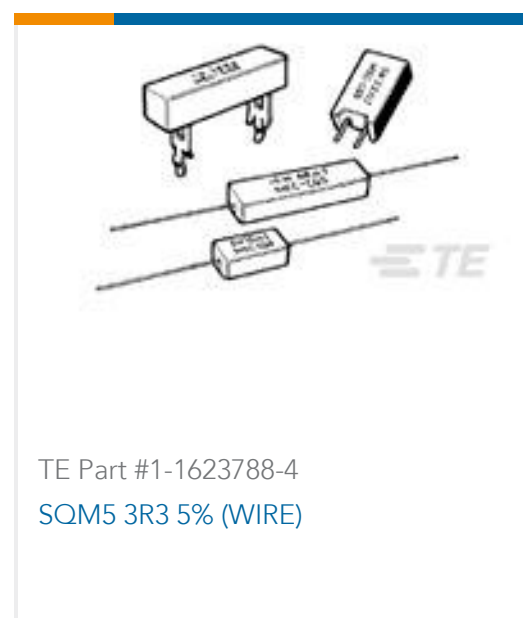
 <p>TE Part # 5-1415520-1 RFH34012WG</p>	 <p>TE Part # 9-1415513-1 RF334024</p>	 <p>TE Part # 7-1415517-1 RF334012WG</p>	 <p>TE Part # 6-1415510-1 RFH34012</p>
---	--	---	---

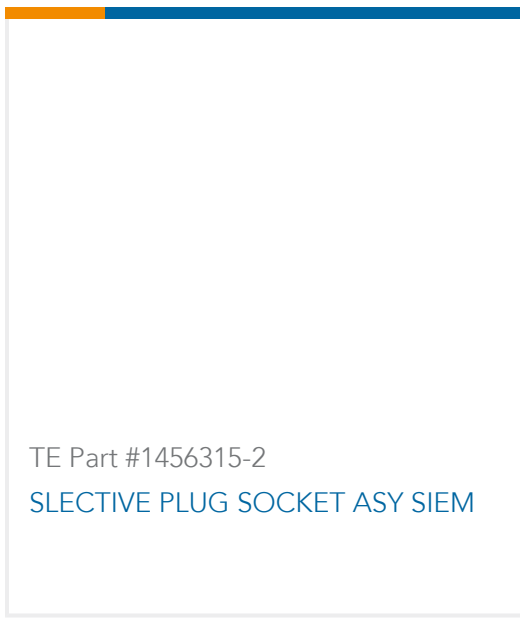


Also in the Series | **SCHRACK Power Relay RF**



Customers Also Bought





## Documents

### CAD Files

[3D PDF](#)

[3D](#)

**Customer View Model**

[ENG\\_CVM\\_CVM\\_8-1415513-1\\_B.2d\\_dxf.zip](#)

English

**Customer View Model**

[ENG\\_CVM\\_CVM\\_8-1415513-1\\_B.3d\\_igs.zip](#)

English

**Customer View Model**

[ENG\\_CVM\\_CVM\\_8-1415513-1\\_B.3d\\_stp.zip](#)

English

By downloading the CAD file I accept and agree to the [Terms and Conditions](#) of use.

### Datasheets & Catalog Pages

[Power Relay RF](#)

English

### Product Specifications

[Definitions, Handling, Processing, Testing and Use of Relays](#)

English

## X-ON Electronics

Largest Supplier of Electrical and Electronic Components

*Click to view similar products for [General Purpose Relays](#) category:*

*Click to view products by [TE Connectivity](#) manufacturer:*

Other Similar products are found below :

[PCN-105D3MH,000](#) [59641F200](#) [5JO-1000CD-SIL](#) [LY1SAC110120](#) [5X827E](#) [5X837F](#) [5X840F](#) [5X842F](#) [5X848E](#) [LY2N-AC120](#) [LY2S-AC220/240](#) [LY2-US-AC120](#) [LY3-US-AC120](#) [LY4F-UA-DC12](#) [LY4F-UA-DC24](#) [LY4F-US-AC120](#) [LY4F-US-AC240](#) [LY4F-US-DC24](#) [LY4F-VD-AC110](#) [LYQ20DC12](#) [M115C60](#) [M115N010](#) [M115N0150](#) [6031007G](#) [603-12D](#) [61211T0B4](#) [61212T400](#) [61222Q400](#) [61243B600](#) [61243C500](#) [61243Q400](#) [61311BOA2](#) [61311BOA6](#) [61311BOA8](#) [61311C0A2](#) [61311COA1](#) [61311COA6](#) [61311F0A2](#) [61311QOA1](#) [61311QOA4](#) [61311T0D6](#) [61311TOA6](#) [61311TOA7](#) [61311TOB3](#) [61311TOB4](#) [61311U0A6](#) [61312Q600](#) [61312T400](#) [61312T600](#) [61313U200](#)