



FIG. 1



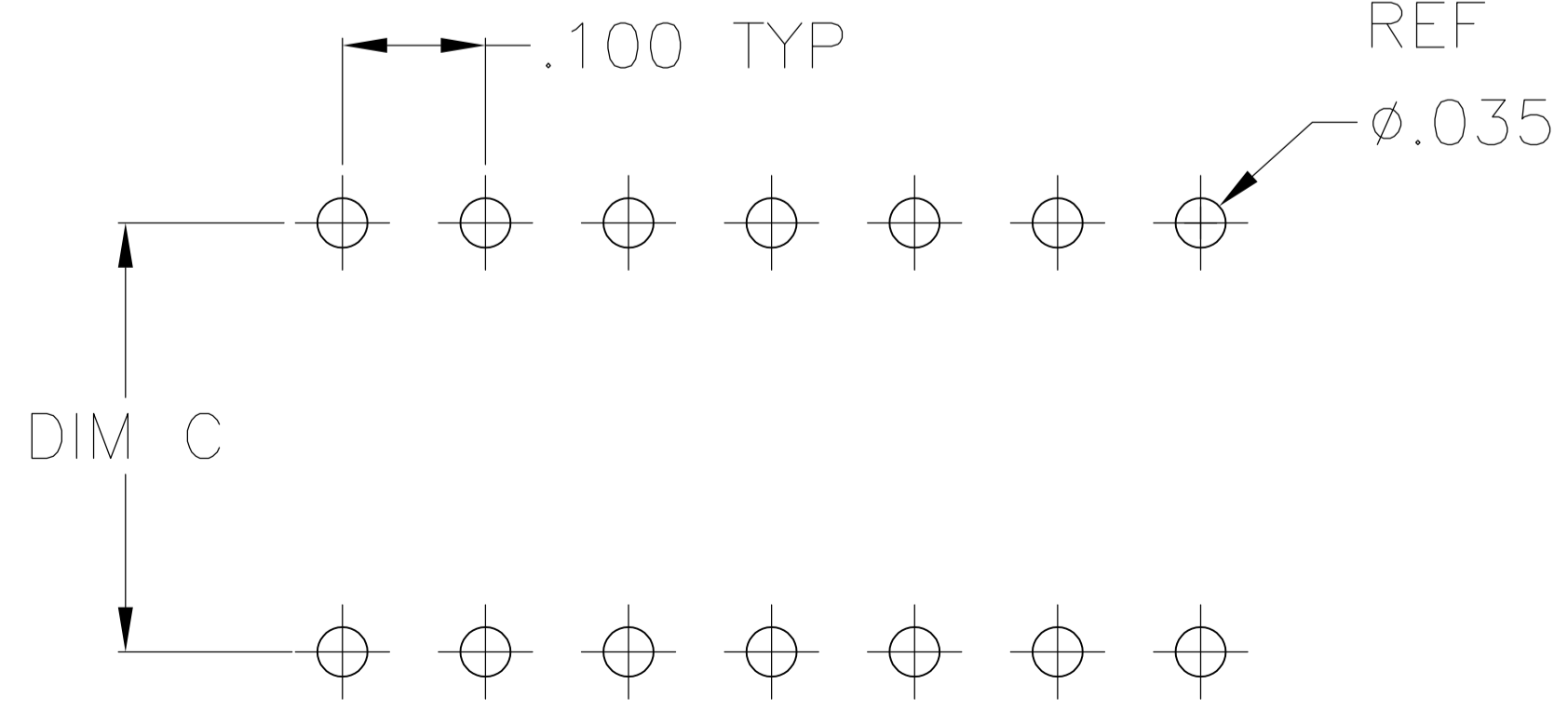
FIG. 2



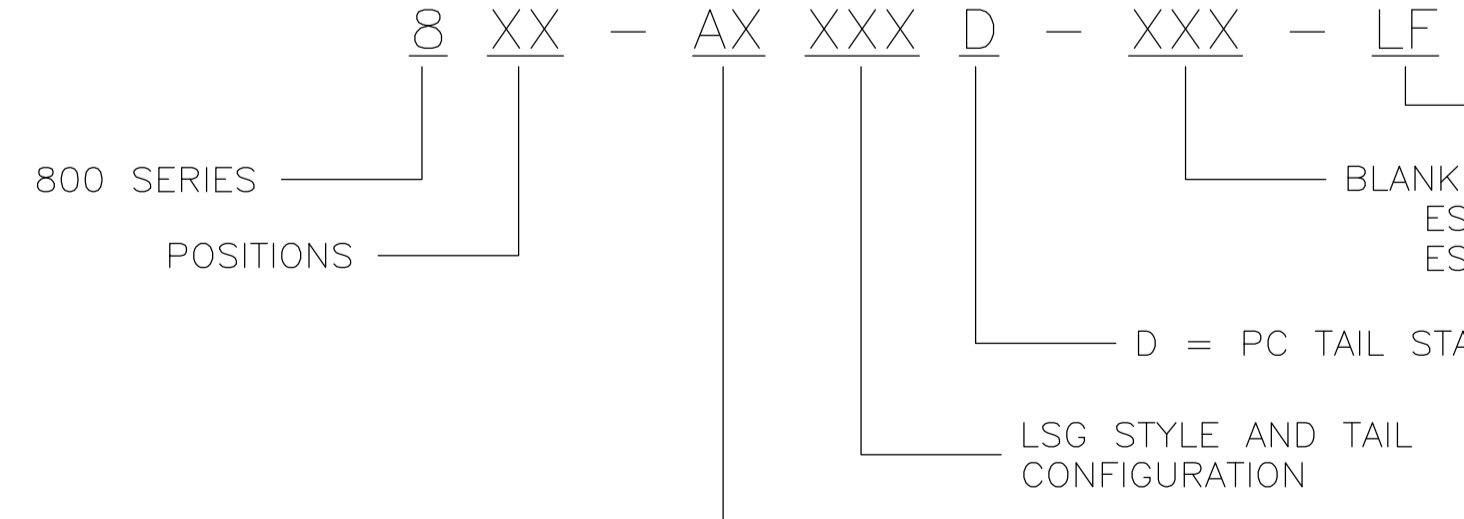
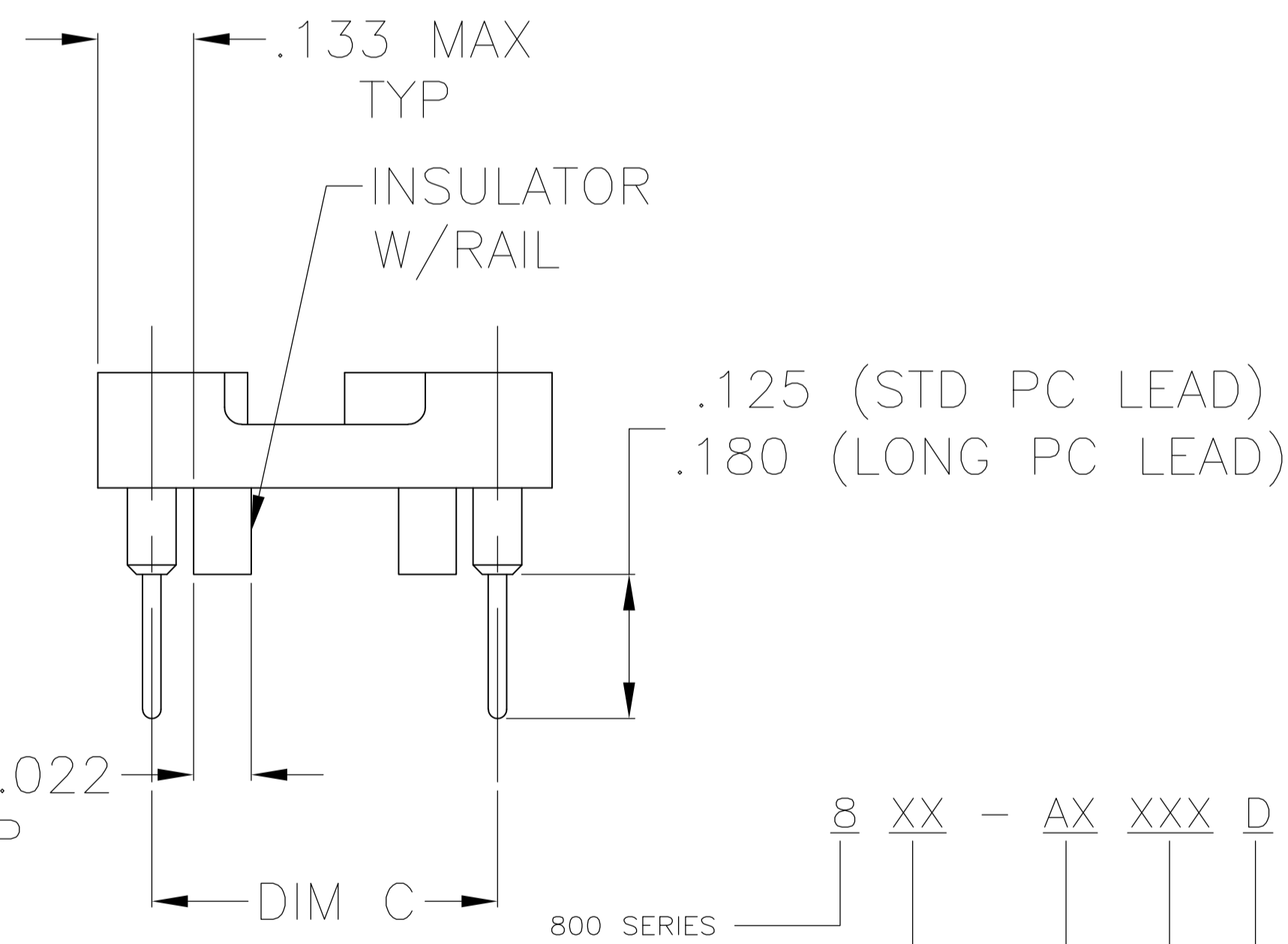
FIG. 3
(8 POS ONLY)



.210/.180
(STD .125 PC LEAD)
.265/.235
(LONG .180 PC LEAD)



P.C.B. HOLE LAYOUT
TOLERANCE ±.003



1 MATERIALS:
INSULATOR: POLYESTER, UL RATED 94V-0
CONTACT:
800 & 1800 SERIES CONTACT: 4 BEAM, COPPER ALLOY, MACHINED (PREMIUM VERSION) OR FORMED (ECONOMY VERSION, WITH SUFFIX -ES OR -ESL).
800 SERIES HIGH RETENTION CONTACT: 4 BEAM, COPPER ALLOY, MACHINED.
1000 SERIES CONTACT: 6 BEAM, COPPER ALLOY, MACHINED (LOW INSERTION FORCE SERIES)
SLEEVE- ALL SERIES: COPPER ALLOY, FORMED

2 ELECTRICAL:
CONTACT RESISTANCE: 10 MILLIOHMS MAX
CONTACT RATING: 3 AMPS
CAPACITANCE: 1.0 pF PER MIL-STD-202, METHOD 305
INSULATION RESISTANCE: 5000 OHMS MIN @ 500 VDC PER MIL-STD-1344, METHOD 3003.1
DIELECTRIC WITHSTANDING VOLTAGE: 1000 VOLTS (RMS) PER MIL-STD-1344, METHOD 3001.1

3 MECHANICAL:
AFTER INSERTION FORCE: 37 GRAMS AVG (6 BEAM CONTACT) 134 GRAMS AVG (4 BEAM PREMIUM) 179 GRAMS AVG (4 BEAM ECONOMY) AND 334 GRAMS AVG (HIGH RETENTION)
AFTER WITHDRAWAL FORCE: 15 GRAMS AVG (6 BEAM CONTACT) 63 GRAMS AVG (4 BEAM PREMIUM OR ECONOMY) AND 245 GRAMS AVG (HIGH RETENTION)

4 ENVIRONMENTAL:
OPERATING TEMPERATURE: -55°C TO -105°C

5 PLATING: 25µ" MIN GOLD OVER 50µ" MIN NICKEL CONTACT WITH 5µ" MIN GOLD OVER 50µ" MIN NICKEL SLEEVE.

6 PLATING: 25µ" MIN GOLD OVER 50µ" MIN NICKEL CONTACT WITH 80µ" MIN TIN-LEAD OVER 50µ" MIN COPPER SLEEVE.

7 PLATING: 80µ" MIN TIN-LEAD OVER 75µ" MIN COPPER CONTACT WITH 180µ" MIN TIN-LEAD OVER 75µ" MIN NICKEL SLEEVE.

8 PLATING: 5µ" MIN GOLD FLASH OVER 50µ" MIN NICKEL CONTACT WITH 5µ" MIN GOLD FLASH OVER 50µ" MIN NICKEL SLEEVE.

9 PLATING: 5µ" MIN GOLD FLASH OVER 50µ" MIN NICKEL CONTACT WITH 80µ" MIN TIN-LEAD OVER 50µ" MIN COPPER SLEEVE.

10 PLATING: 7.5µ" MIN GOLD OVER 50µ" MIN NICKEL CONTACT WITH 80µ" MIN TIN-LEAD OVER 50µ" MIN COPPER SLEEVE.

11 PRELIMINARY PART - NOT RELEASED FOR PRODUCTION.

12 806-AGXXD-XXX SERIES IS SUPERSEDED BY 506-AGXXD-XXX SERIES (REFER TO CUSTOMER DRAWING 1437532-2)

13 PLATING: 25µ" MIN GOLD OVER 50µ" MIN NICKEL CONTACT WITH 80µ" MIN MATTE TIN OVER 50µ" MIN COPPER SLEEVE.

14 PLATING: 80µ" MIN MATTE TIN OVER 75µ" MIN COPPER CONTACT WITH 180µ" MIN MATTE TIN OVER 75µ" MIN NICKEL SLEEVE.

15 PLATING: 5µ" MIN GOLD FLASH OVER 50µ" MIN NICKEL CONTACT WITH 80µ" MIN MATTE TIN OVER 50µ" MIN COPPER SLEEVE.

16 PLATING: 7.5µ" MIN GOLD OVER 50µ" MIN NICKEL CONTACT WITH 80µ" MIN MATTE TIN OVER 50µ" MIN COPPER SLEEVE.

17 OBSOLETE PARTS: OBSOLETE CIS STREAMLINING PER D.RENAUD/D.SINISI

THIS DRAWING IS A CONTROLLED DOCUMENT.		DIN R BROWN 06MAY04	Tyco Electronics Tyco Electronics Corporation Harrisburg, Pa 17105-3608
DIMENSIONS: INCHES		CHK K WRIGHT 06MAY04	
TOLERANCES UNLESS OTHERWISE SPECIFIED:		APVD K WRIGHT 06MAY04	NAME
0 PLC ± -	1 PLC ± -	2 PLC ± -	3 PLC ± .005
4 PLC ± -	ANGLES ± -	APPLICATION SPEC	
MATERIAL		WEIGHT	
FINISH		SIZE CAGE CODE DRAWING NO	
		A1 00779 1437539-2	
CUSTOMER DRAWING		SCALE 1:1	SHEET 1 OF 4 REV A4

800 SERIES MACHINED PREMIUM CONTACT LEAD FREE PART NUMBER TABLE

COMMENTS	PLATING	C	B	A	FIG	AUGAT PART NO.	TE PART NO.
						864-AG34D-LF	5-6437538-4
						848-AG34D-LF	9-1437538-5
OBSOLETE						840-AR11D-LF	8-1437538-6
						840-AG43D-LF	8-1437538-4
						840-AG34D-LF	8-1437538-3
						832-AG38D-LF	9-6437533-4
						832-AG34D-LF	2-6437538-5
OBSOLETE						828-AR12D-LF	6-6437538-9
OBSOLETE						828-AR11D-LF	1-6437538-6
						828-AG43D-LF	6437538-4
						828-AG34D-LF	1-6437538-3
						824-AR31D-LF	5-6437538-1
						824-AR11D-LF	9-6437537-9
						824-AG47D-LF	9-6437537-7
						824-AG446D-LF	9-6437537-6
						824-AG34D-LF	9-6437537-5
						824-AG338D-LF	9-6437537-4
						824-AG334D-LF	9-6437537-3
						820-AG43D-LF	7-6437537-3
						820-AG34D-LF	7-6437537-2
						818-AR44D-LF	4-6437539-9
						818-AR11D-LF	6-6437537-2
						816-AR11D-LF	5-6437537-4
						816-AG34D-LF	5-6437537-1
						814-AR11D-LF	3-6437537-5
						814-AG43D-LF	3-6437537-2
						814-AG34D-LF	3-6437537-1
						808-AR11D-LF	1-6437537-9
						808-AG43D-LF	6437537-5
						808-AG34D-LF	6437537-4

800 SERIES MACHINED PREMIUM CONTACT PART NUMBER TABLE

COMMENTS	PLATING	C	B	A	FIG	AUGAT PART NO.	TE PART NO.
						824-AR31D	0-1437538-1
						824-AR11D	9-1437537-9
						824-AG66D	9-1437537-8
						824-AG47D	9-1437537-7
						824-AG45D	6-1437538-6
						824-AG446D	9-1437537-6
						824-AG34D	9-1437537-5
						824-AG33D	8-1437539-2
						824-AG338D	9-1437537-4
						824-AG334D	9-1437537-3
						824-AG32D	9-1437537-2
						824-AG31D	8-1437537-9
						824-AG30D	8-1437537-7
						824-AG14D	8-1437537-6
						824-AG12D	8-1437537-5
						824-AG11D	8-1437537-2
						824-AG10D	8-1437537-1
						822-AG11D	7-1437537-8
						822-AG10D	7-1437537-7
						820-AR11D	7-1437537-6
						820-AG45D	7-1437537-5
						820-AG44D	7-1437537-4
						820-AG43D	7-1437537-3
						820-AG34D	7-1437537-2
						820-AG12D	6-1437537-9
						820-AG11D	6-1437537-6
						820-AG10D	6-1437537-4
						818-AR44D	4-1437539-9
						818-AR11D	6-1437537-2
						818-AG44D	6-1437537-1
						818-AG34D	5-1437538-8
						818-AG12D	6-1437537-0
						818-AG11D	5-1437537-7
						818-AG10D	5-1437537-6
						816-AR11D	5-1437537-4
						816-AG45D	5-1437537-3
						816-AG44D	5-1437537-2
						816-AG34D	5-1437537-1
						816-AG33D	5-1437537-0
						816-AG12D	4-1437537-6
						816-AG11D	4-1437537-0
						816-AG10D	3-1437537-7
						814-AR44D	5-1437533-2
						814-AR11D	3-1437537-5
						814-AG45D	3-1437537-4
						814-AG44D	3-1437537-3
						814-AG34D	3-1437537-2
						814-AG33D	3-1437537-1
						814-AG12D	2-1437537-9
						814-AG11D	2-1437537-4
						814-AG10D	2-1437537-1
						808-AR11D	1-1437537-9
						808-AG45D	1-1437537-8
						808-AG44D	1-1437537-7
						808-AG43D	1-1437537-5
						808-AG34D	1-1437537-4
						808-AG12D	1-1437537-2
						808-AG11D	0-1437537-8
						808-AG10D	0-1437537-5
						806-AG11D	2-1437533-5
						806-AG10D	2-1437533-3

800 SERIES MACHINED PREMIUM CONTACT PART NUMBER TABLE

COMMENTS	PLATING	C	B	A	FIG	AUGAT PART NO.	TE PART NO.
						864-AG34D	5-1437538-4
						864-AG12D	5-1437538-2
						864-AG11D	4-1437538-8
						864-AG10D	3-1437540-1
						848-AR11D	4-1437538-6
						848-AG34D	4-1437538-5
						848-AG12D	4-1437538-4
						848-AG11D	4-1437538-1
						848-AG10D	3-1437538-9
						842-AG12D	3-1437538-8
						842-AG11D	3-1437538-7
						840-AR11D	3-1437538-6
						840-AG44D	3-1437538-5
						840-AG43D	3-1437538-4
						840-AG34D	3-1437538-3
						840-AG12D	3-1437538-2
						840-AG11D	3-1437538-0
						840-AG10D	2-1437538-9
						836-AG11D	2-1437538-7
						832-AR12D	9-1437533-7
						832-AG38D	9-1437533-4
						832-AG34D	2-1437538-5
						832-AG12D	2-1437538-4
						832-AG11D	2-1437538-2
						832-AG10D	2-1437538-1
						828-AR12D	6-1437538-9
						828-AR11D	1-1437538-6
						828-AG44D	1-1437538-5
						828-AG43D	1-1437538-4
						828-AG34D	1-1437538-3
						828-AG12D	1-1437538-0
						828-AG11D	0-1437538-4
						828-AG10D	0-1437538-3

THIS DRAWING IS A CONTROLLED DOCUMENT.

DIN R BROWN O6MAY04
 CHK K WRIGHT O6MAY04
 APVO K WRIGHT O6MAY04

Tyco Electronics
 Tyco Electronics Corporation
 Harrisburg, Pa 17105-3608

NAME: DIP SOCKET, 800 SERIES

SIZE: A1 CASE CODE: 00779 DRAWING NO: 1437539-2 RESTRICTED TO: -

MATERIAL: - FINISH: - WEIGHT: - SCALE: 1:1 SHEET 2 OF 4 REV: A4

1000 SERIES MACHINED PREMIUM CONTACT, LOW INSERTION FORCE PART NUMBER TABLE

COMMENTS	PLATING	C	B	A	FIG	AUGAT PART NO.	TE PART NO.
S/B 4-1437538-8	6	.895/.905	1.000	3.200	2	1064-AG11D	2-1437529-4
S/B 3-1437540-1	5	.895/.905	1.000	3.200	2	1064-AG10D	2-1437529-3
S/B 3-1437538-0	6	.595/.605	.700	2.000	2	1040-AG11D	2-1437529-2
S/B 2-1437538-2	6	.595/.605	.700	1.600	2	1032-AG11D	2-1437529-1
S/B 1437538-4	6	.595/.605	.700	1.400	1	1028-AG11D	1-1437529-9
S/B 8-1437537-9	6	.295/.305	.400	1.200	1	1024-AG31D	1-1437529-8
S/B 8-1437537-2	6	.595/.605	.700	1.200	1	1024-AG11D	1-1437529-6
S/B 8-1437537-1	5	.595/.605	.700	1.200	1	1024-AG10D	1-1437529-5
S/B 6-1437537-6	6	.295/.305	.400	1.000	1	1020-AG11D	1-1437529-4
S/B 6-1437537-4	5	.295/.305	.400	1.000	1	1020-AG10D	1-1437529-3
S/B 5-1437537-7	6	.295/.305	.400	.900	1	1018-AG11D	1-1437529-2
S/B 5-1437537-6	5	.295/.305	.400	.900	1	1018-AG10D	1-1437529-1
S/B 4-1437537-0	6	.295/.305	.400	.800	1	1016-AG11D	1-1437529-0
S/B 3-1437537-7	5	.295/.305	.400	.800	1	1016-AG10D	0-1437529-9
S/B 2-1437537-4	6	.295/.305	.400	.700	1	1014-AG11D	0-1437529-7
S/B 2-1437537-1	5	.295/.305	.400	.700	1	1014-AG10D	0-1437529-6
S/B 1437537-8	6	.295/.305	.400	.400	3	1008-AG11D	0-1437529-5
S/B 1437537-5	5	.295/.305	.400	.400	3	1008-AG10D	0-1437529-4

1800 SERIES MACHINED PREMIUM CONTACT, LOW GOLD PART NUMBER TABLE

	S/B 5-1437538-0	10	.895/.905	1.000	3.200	2	1864-AG111D	5-1437529-1
	S/B 6-1437540-2 W/RAILS	10	.595/.605	.700	2.400	2	1848-AR111D	5-1437529-0
	S/B 4-1437538-2	10	.595/.605	.700	2.100	2	1848-AG111D	4-1437529-9
	S/B 2-1437540-4	10	.595/.605	.700	2.100	2	1842-AG111D	4-1437529-8
	S/B 2-1437540-2 W/RAILS	10	.595/.605	.700	2.000	2	1840-AR111D	4-1437529-7
	S/B 1-1437540-7	10	.595/.605	.700	2.000	2	1840-AG111D	4-1437529-6
	S/B 1437540-3	10	.595/.605	.700	1.600	2	1832-AG111D	4-1437529-5
	S/B 9-1437539-7 W/RAILS	10	.595/.605	.700	1.400	1	1828-AR111D	4-1437529-4
	S/B 9-1437539-2	10	.595/.605	.700	1.400	1	1828-AG111D	4-1437529-3
	S/B 3-1437540-9 W/RAILS	10	.295/.305	.400	1.200	1	1824-AR131D	4-1437529-2
OBSOLETE	S/B 8-1437539-6 W/RAILS	10	.595/.605	.700	1.200	1	1824-AR111D	4-1437529-1
OBSOLETE	S/B 8-1437539-4	10	.395/.405	.500	1.200	1	1824-AG141D	4-1437529-0
	S/B 7-1437539-7	10	.295/.305	.400	1.200	1	1824-AG131D	3-1437529-9
	S/B 7-1437539-0	10	.595/.605	.700	1.200	1	1824-AG111D	3-1437529-8
	S/B 6-1437539-3	10	.395/.405	.500	1.100	1	1822-AG111D	3-1437529-7
	S/B 5-1437539-8 W/RAILS	10	.295/.305	.400	1.000	1	1820-AR111D	3-1437529-6
SUPERSEDED	S/B 5-1437539-3	10	.295/.305	.400	1.000	1	1820-AG111D	3-1437529-5
	S/B 4-1437539-8 W/RAILS	10	.295/.305	.400	.900	1	1818-AR111D	3-1437529-5
	S/B 4-1437539-4	10	.295/.305	.400	.900	1	1818-AG111D	3-1437529-3
OBSOLETE	S/B 3-1437539-5 W/RAILS	10	.295/.305	.400	.800	1	1816-AR111D	3-1437529-2
	S/B 2-1437539-9	10	.295/.305	.400	.800	1	1816-AG111D	3-1437529-1
	S/B 2-1437539-3 W/RAILS	10	.295/.305	.400	.700	1	1814-AR111D	3-1437529-0
	S/B 1-1437539-7	10	.295/.305	.400	.700	1	1814-AG111D	2-1437529-9
	S/B 1-1437539-1 W/RAILS	10	.295/.305	.400	.400	3	1808-AR111D	2-1437529-6
	S/B 1437539-6	10	.295/.305	.400	.400	3	1808-AG111D	2-1437529-5
OBSOLETE	S/B 1437539-8	10	.295/.305	.400	.300		1806-AG111D	0-1437535-2

THIS DRAWING IS A CONTROLLED DOCUMENT.

DIMENSIONS: INCHES	TOLERANCES UNLESS OTHERWISE SPECIFIED:	DIN R BROWN 06MAY04	Tyco Electronics Corporation Harrisburg, Pa 17105-3608
0 PLC ± .005	1 PLC ± .005	CHK K WRIGHT 06MAY04	
2 PLC ± .005	3 PLC ± .005	APVD K WRIGHT 06MAY04	NAME DIP SOCKET, 800 SERIES
4 PLC ± .005	ANGLES ± .005	APPLICATION SPEC	
MATERIAL	FINISH	WEIGHT	SIZE CASE CODE DRAWING NO A1 00779 1437539-2
CUSTOMER DRAWING		SCALE 1:1	SHEET 4 OF 4 REV A4

X-ON Electronics

Largest Supplier of Electrical and Electronic Components

Click to view similar products for IC & Component Sockets category:

Click to view products by TE Connectivity manufacturer:

Other Similar products are found below :

[0066-3-17-15-30-14-02-0](#) [670](#) [672](#) [673](#) [694-13-640-00-672-000](#) [712-93-120-41-001000](#) [714-93-104-31-018000](#) [8059-4G1-LF](#) [807-22-001-10-001101](#) [807-22-001-10-006101](#) [807-22-001-30-011101](#) [807-22-001-30-012101](#) [807-22-001-30-013101](#) [807-22-001-30-014101](#) [8-1437531-4](#) [8150-6P10](#) [833-93-034-10-001000](#) [851-41-006-10-001000](#) [851-43-008-20-001000](#) [851-43-014-20-001000](#) [851-93-006-20-001000](#) [851-93-010-20-001000](#) [853-43-020-10-001000](#) [86.010.0053.0](#) [116-43-308-41-007000](#) [PX-68LCC](#) [121-13-318-41-001000](#) [121-13-320-41-001000](#) [121-13-308-41-001000](#) [123-43-314-41-801000](#) [123-43-420-41-001000](#) [122-13-316-41-001000](#) [123-13-624-41-001000](#) [123-43-306-41-001000](#) [12-3513-11](#) [123-91-320-41-001000](#) [126-43-310-41-002000](#) [AKSUN 37V-T](#) [1437503-9](#) [1437504-1](#) [146-44-308-41-013000](#) [146-43-308-41-012000](#) [160-10-308-00-001000](#) [160-40-320-00-001000](#) [214-99-306-01-670800](#) [232-1270-02-0602](#) [2-382761-4](#) [2-5331677-4](#) [2-640360-3](#) [2801-2-00-50-00-00-07-0](#)