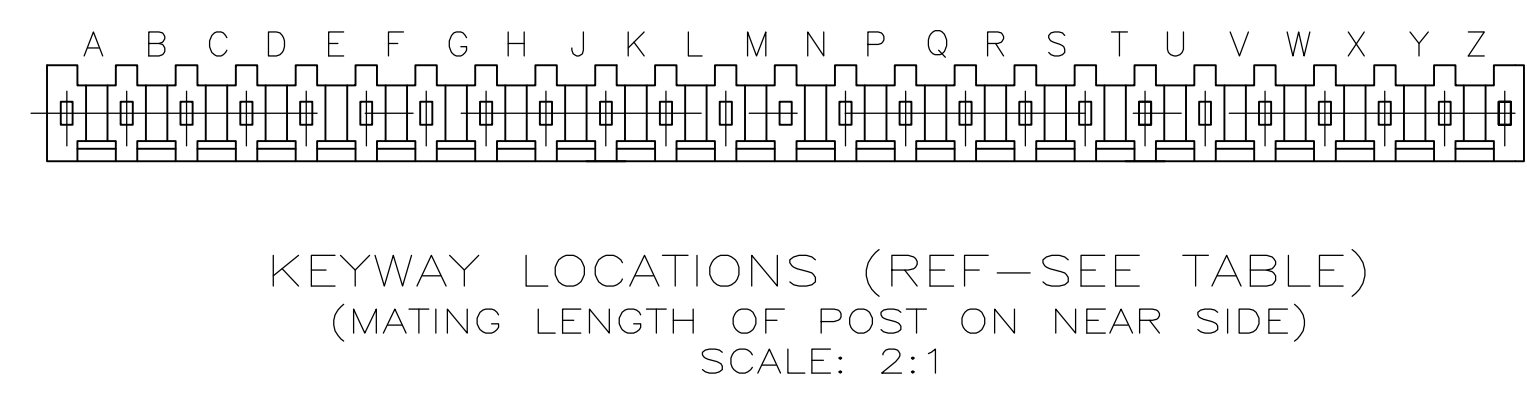
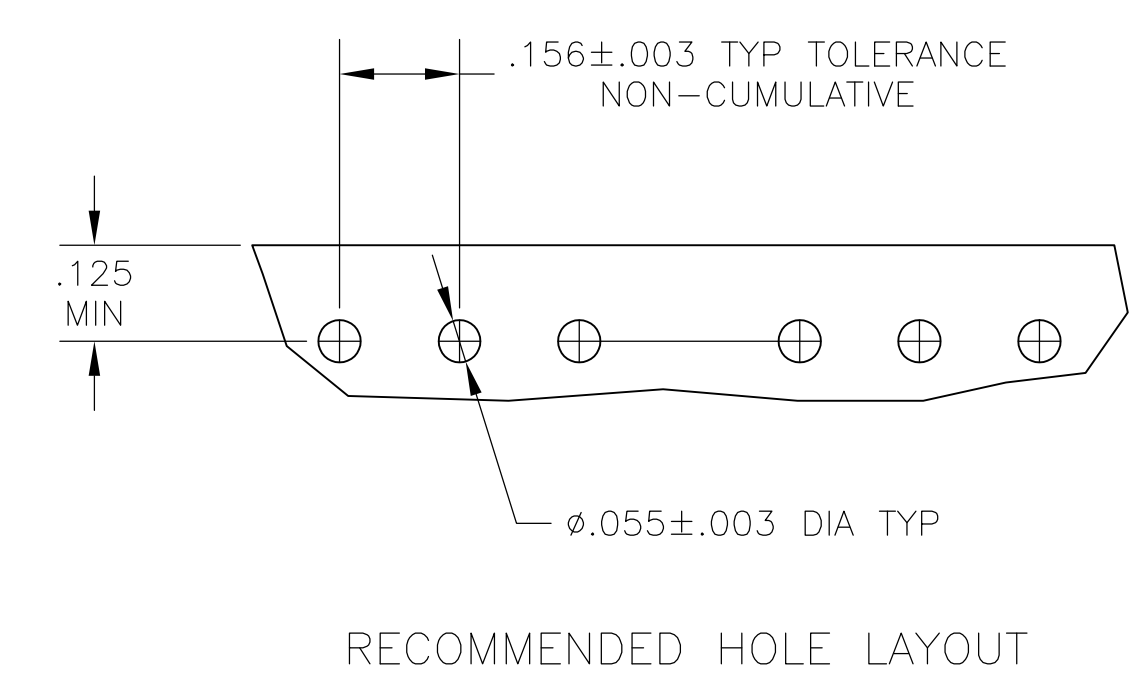
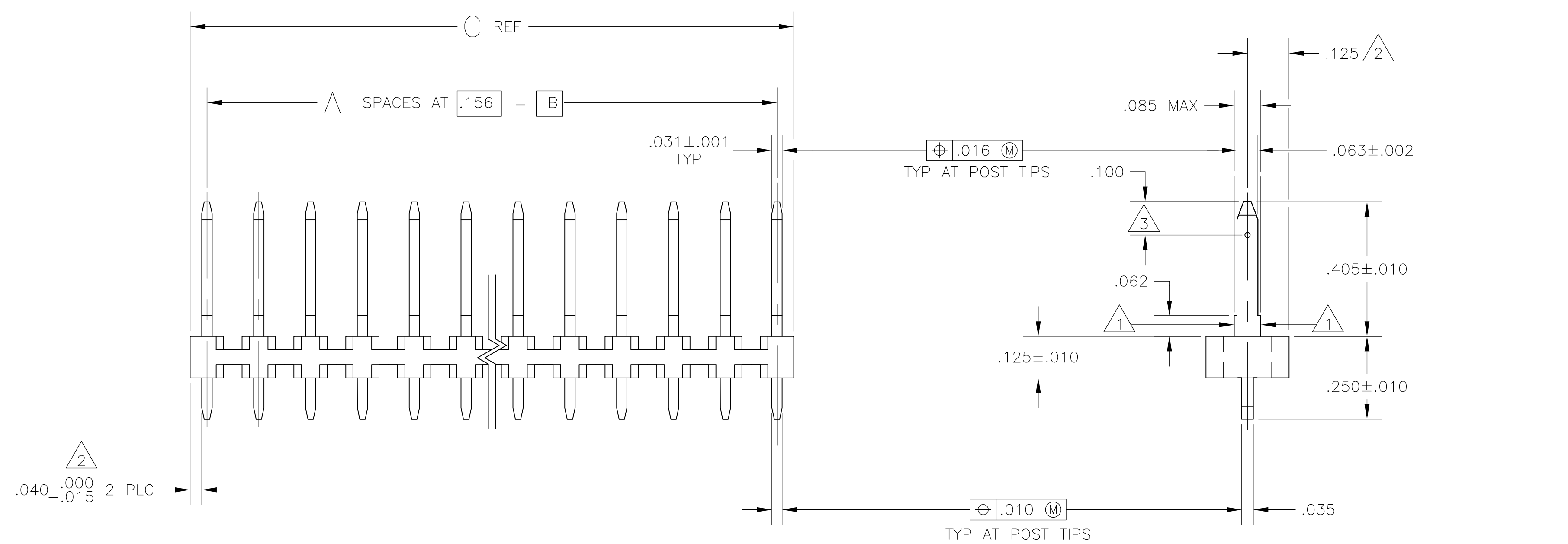


- 1 THESE SURFACES WILL NOT BE PLATED
- 2 THE NOTED DIMENSIONS APPLY AT THE INTERSECTION OF THE POST AND THE HOUSING
- 3 POINT OF MEASUREMENT FOR PLATING THICKNESS
- 4 OBSOLETE PARTS: OBSOLETE CIS STREAMLINING PER D.RENAUD/D.SINISI



4	OBSOLETE	-	0	5.415	5.304	34	35	3-85829-5
	OBSOLETE	-	0	5.259	5.148	33	34	3-85829-4
	OBSOLETE	-	0	5.103	4.992	32	33	3-85829-3
	OBSOLETE	-	0	4.947	4.836	31	32	3-85829-2
	OBSOLETE	-	0	4.791	4.680	30	31	3-85829-1
	OBSOLETE	-	0	4.635	4.524	29	30	3-85829-0
	OBSOLETE	-	0	4.479	4.368	28	29	2-85829-9
	OBSOLETE	-	0	4.323	4.212	27	28	2-85829-8
	OBSOLETE	-	0	4.167	4.056	26	27	2-85829-7
	OBSOLETE	-	0	4.011	3.900	25	26	2-85829-6
4	OBSOLETE	A,C,E,H,K,M,Q,S,U,W,Y	11	3.855	3.744	24	25	2-85829-5
		A,C,E,G,J,L,N,Q,S,U,W,Y	12	3.699	3.588	23	24	2-85829-4
		A,D,G,K,N,R,U,X	8	3.543	3.432	22	23	2-85829-3
4	OBSOLETE	A,C,E,G,J,L,N,Q,S,U,W	11	3.387	3.276	21	22	2-85829-2
		A,D,G,K,N,R,U	7	3.231	3.120	20	21	2-85829-1
		A,C,E,G,J,L,N,Q,S,U	10	3.075	2.964	19	20	2-85829-0
4	OBSOLETE	B,D,F,J,L,N,Q,S	8	2.919	2.808	18	19	1-85829-9
		A,D,F,J,M,P,S	7	2.763	2.652	17	18	1-85829-8
		A,D,G,K,N,R	6	2.607	2.496	16	17	1-85829-7
4	OBSOLETE	A,C,E,G,J,L,N,Q	8	2.451	2.340	15	16	1-85829-6
		A,D,G,K,N	5	2.295	2.184	14	15	1-85829-5
		A,C,E,G,J,L,N	7	2.139	2.028	13	14	1-85829-4
4	OBSOLETE	A,D,J,M	4	1.983	1.872	12	13	1-85829-3
		A,C,E,G,J,L	6	1.827	1.716	11	12	1-85829-2
		A,D,G,K	4	1.671	1.560	10	11	1-85829-1
4	OBSOLETE	A,C,E,G,J	5	1.515	1.404	9	10	1-85829-0
		A,D,G	3	1.359	1.248	8	9	85829-9
		A,C,E,G	4	1.203	1.092	7	8	85829-8
		A,C,E	3	1.047	.936	6	7	85829-7
		A,C,E	3	.891	.780	5	6	85829-6
		A,D	2	.735	.624	4	5	85829-5
		A,C	2	.579	.468	3	4	85829-4
		A	1	.423	.312	2	3	85829-3
		A	1	.267	.156	1	2	85829-2
		-	0	.111	-	1	1	85829-1
		KEYWAY LOCATIONS	NO OF KEYWAY	C	B	A	NO OF POSN	ASSEMBLY PART NUMBER

THIS DRAWING IS A CONTROLLED DOCUMENT.

DTJUN87
L A MAYER
11JUN87
E HUBBEN
11JUN87
E HUBBEN

TE Connectivity

NAME: HEADER ASSEMBLY, MOD 1, VERTICAL, SINGLE ROW, 156 C

PRODUCT SPEC

APPLICATION SPEC

SIZE: A1
CAGE CODE: 00779
DRAWING NO: 85829

RESTRICTED TO: CUSTOMER DRAWING

SCALE: 4:1
SHEET: 1 of 1
REV: AC3

X-ON Electronics

Largest Supplier of Electrical and Electronic Components

Click to view similar products for [Headers & Wire Housings](#) category:

Click to view products by [TE Connectivity](#) manufacturer:

Other Similar products are found below :

[892-18-020-10-001101](#) [58102-G61-06LF](#) [582553-1](#) [0009485154](#) [009176003701906](#) [0050291907](#) [LY20-4P-DT1-P1E-BR](#) [02.125.8002.8](#)
[609-3404](#) [61062-3](#) [61082-181009](#) [622-3653LF](#) [63453-116](#) [636-1030](#) [636-1427](#) [636-3427](#) [636-4007](#) [641938-9](#) [641991-4](#) [644827-2](#) [65817-](#)
[010LF](#) [65817-015LF](#) [65863-015LF](#) [66207-023LF](#) [67095-007LF](#) [67601157](#) [68645-018](#) [68648-049](#) [70.362.1628.0](#) [70-4210](#) [70-4226B](#) [70-](#)
[4853B](#) [707-5020](#) [707-5028](#) [71.350.2428.0](#) [71918-208LF](#) [71961-016LF](#) [733-134](#) [733-162](#) [754199-000](#) [760-3052](#) [79531-3000](#) [FCN-](#)
[360C032-B](#) [FCN-367T-T012/H](#) [FCN-723D010/2](#) [80.063.4001.1](#) [800-90-010-10-002000](#) [801-43-002-10-013000](#) [801-43-006-10-002000](#)
[801-93-011-10-001000](#)