THIS DRAWING IS UNPUBLISHED. RELEASED FOR PUBLICATION -,- .
© COPYRIGHT - By - ALL RIGHTS RESERVED.

LOC	DIST
AD	00

REVISIONS

P	LTR	DESCRIPTION	DATE	DWN	APVD
	AC3	REVISED PER ECO-11-004917	11MAR11	RK	HMR

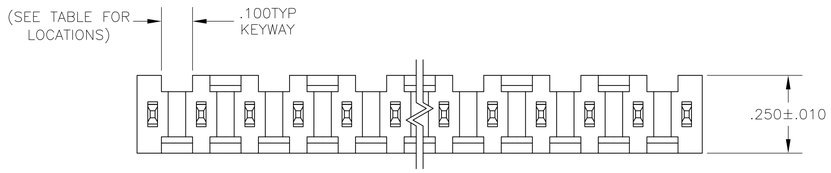

1. THESE SURFACES WILL NOT BE PLATED
2. THE NOTED DIMENSIONS APPLY AT THE INTERSECTION OF THE POST AND THE HOUSING
3. POINT OF MEASUREMENT FOR PLATING THICKNESS
4. OBSOLETE PARTS: OBSOLETE CIS STREAMLINING PER D.RENAUD/D.SINISI

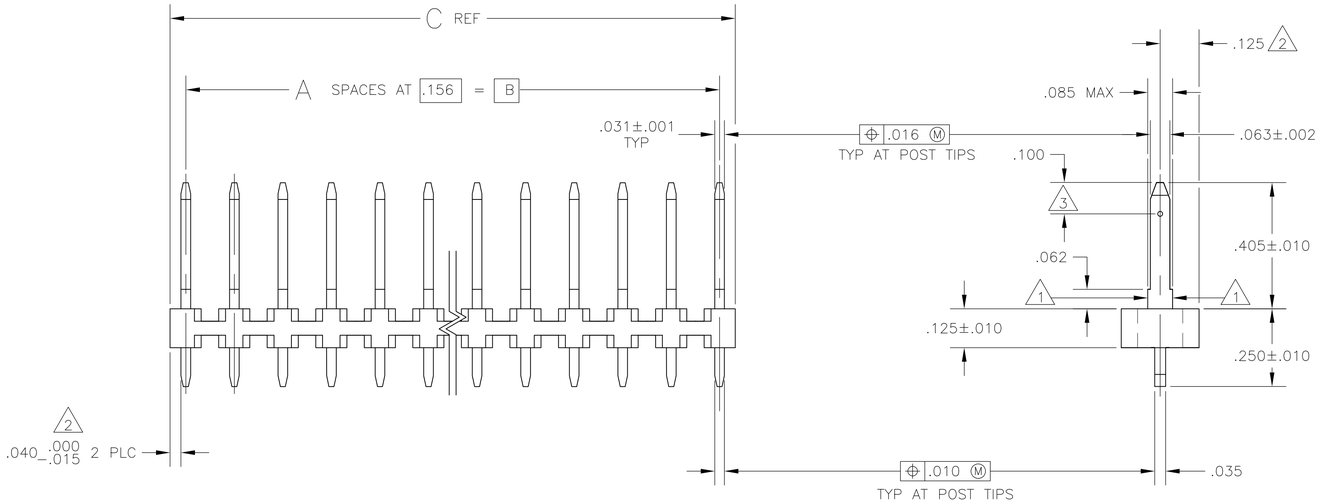

4 OBSOLETE	–	0	5.415	5.304	34	35	3-85829-5
OBSOLETE	–	0	5.259	5.148	33	34	3-85829-4
OBSOLETE	–	0	5.103	4.992	32	33	3-85829-3
OBSOLETE	–	0	4.947	4.836	31	32	3-85829-2
OBSOLETE	–	0	4.791	4.680	30	31	3-85829-1
OBSOLETE	–	0	4.635	4.524	29	30	3-85829-0
OBSOLETE	–	0	4.479	4.368	28	29	2-85829-9
OBSOLETE	–	0	4.323	4.212	27	28	2-85829-8
OBSOLETE	–	0	4.167	4.056	26	27	2-85829-7
OBSOLETE	–	0	4.011	3.900	25	26	2-85829-6
4 OBSOLETE	A,C,E,H,K,M,Q,S,U,W,Y	11	3.855	3.744	24	25	2-85829-5
	A,C,E,G,J,L,N,Q,S,U,W,Y	12	3.699	3.588	23	24	2-85829-4
	A,D,G,K,N,R,U,X	8	3.543	3.432	22	23	2-85829-3
	A,C,E,G,J,L,N,Q,S,U,W	11	3.387	3.276	21	22	2-85829-2
	A,D,G,K,N,R,U	7	3.231	3.120	20	21	2-85829-1
	A,C,E,G,J,L,N,Q,S,U	10	3.075	2.964	19	20	2-85829-0
4 OBSOLETE	B,D,F,J,L,N,Q,S	8	2.919	2.808	18	19	1-85829-9
	A,D,F,J,M,P,S	7	2.763	2.652	17	18	1-85829-8
	A,D,G,K,N,R	6	2.607	2.496	16	17	1-85829-7
	A,C,E,G,J,L,N,Q	8	2.451	2.340	15	16	1-85829-6
	A,D,G,K,N	5	2.295	2.184	14	15	1-85829-5
4 OBSOLETE	A,C,E,G,J,L,N	7	2.139	2.028	13	14	1-85829-4
	A,D,J,M	4	1.983	1.872	12	13	1-85829-3
	A,C,E,G,J,L	6	1.827	1.716	11	12	1-85829-2
	A,D,G,K	4	1.671	1.560	10	11	1-85829-1
	A,C,E,G,J	5	1.515	1.404	9	10	1-85829-0
4 OBSOLETE	A,D,G	3	1.359	1.248	8	9	85829-9
	A,C,E,G	4	1.203	1.092	7	8	85829-8
	A,C,E	3	1.047	.936	6	7	85829-7
	A,C,E	3	.891	.780	5	6	85829-6
	A,D	2	.735	.624	4	5	85829-5
	A,C	2	.579	.468	3	4	85829-4
	A	1	.423	.312	2	3	85829-3
	A	1	.267	.156	1	2	85829-2
	–	0	.111	–	1	1	85829-1
KEYWAY LOCATIONS	NO OF KEYWAY	C	B	A	NO OF POSN	ASSEMBLY. PART NUMBER	

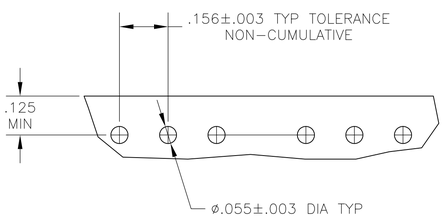

RECOMMENDED HOLE LAYOUT

KEYWAY LOCATIONS (REF-SEE TABLE)
(MATING LENGTH OF POST ON NEAR SIDE)
SCALE: 2:1

THIS DRAWING IS A CONTROLLED DOCUMENT.

DIMENSIONS: INCHES

TOLERANCES, UNLESS OTHERWISE SPECIFIED:
0 PLC ± –
1 PLC ± –
2 PLC ± –
3 PLC ± .005
4 PLC ± –
ANGLES ± –

MATERIAL: HOUSING-FLAME RETARDANT THERMOPLASTIC, COLOR-BLACK; POSTS -BRASS

FINISH POSTS: .000030 GOLD IN CONTACT AREA GOLD FLASH ON REMAINDER OF POST ALL OVER .000050 NICKEL

DWN L A MAYER 01JUN87
CHK E HUBBEN 11JUN87
APVD E HUBBEN 11JUN87

PRODUCT SPEC –
APPLICATION SPEC –
WEIGHT –

TE Connectivity

NAME: HEADER ASSEMBLY, MOD I, VERTICAL, SINGLE ROW, 156 ℄

SIZE	CAGE CODE	DRAWING NO	RESTRICTED TO
A1	00779	C-85829	–

CUSTOMER DRAWING | SCALE 4:1 | SHEET 1 OF 1 | REV AC3

4805 (3/11)

X-ON Electronics

Largest Supplier of Electrical and Electronic Components

Click to view similar products for Headers & Wire Housings ***category:***

Click to view products by TE Connectivity ***manufacturer:***

Other Similar products are found below :

892-18-020-10-001101 58102-G61-06LF 582553-1 0009485154 009176003701906 0050291907 LY20-4P-DT1-P1E-BR 02.125.8002.8 609-3404 61062-3 61082-181009 622-3653LF 63453-116 636-1030 636-1427 636-3427 636-4007 641938-9 641991-4 644827-2 65817-010LF 65817-015LF 65863-015LF 66207-023LF 67095-007LF 67601157 68645-018 68648-049 70.362.1628.0 70-4210 70-4226B 70-4853B 707-5020 707-5028 71.350.2428.0 71918-208LF 71961-016LF 733-134 733-162 754199-000 760-3052 787-8014-00 79531-3000 FCN-360C032-B FCN-367T-T012/H FCN-723D010/2 80.063.4001.1 800-90-001-10-001000 800-90-010-10-002000 801-43-002-10-013000