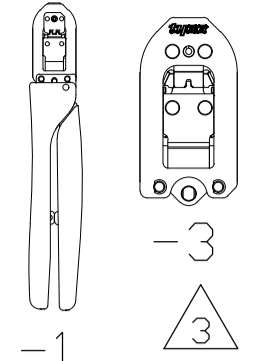
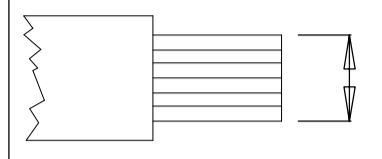
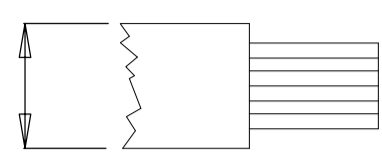
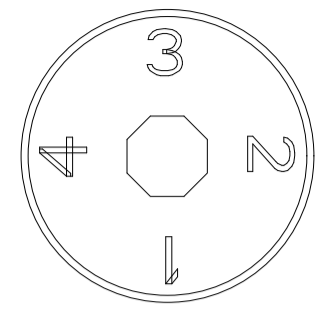
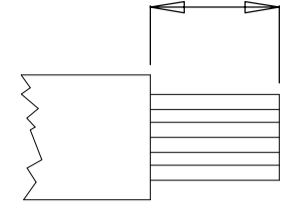
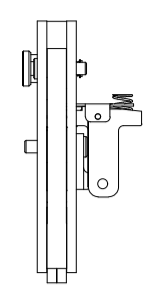
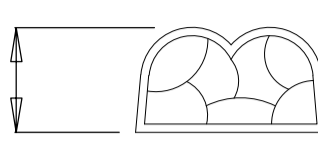
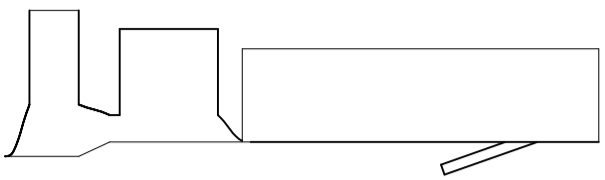
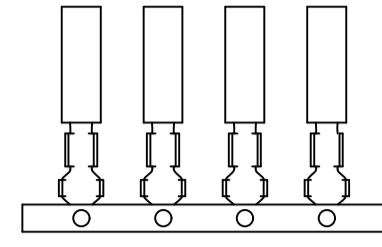


THIS DRAWING IS A CONTROLLED DOCUMENT. DRAW NO 1583006

TOOL NUMBER 	WIRE SIZE mm ² [AWG] 	INSULATION DIAMETER mm [in.] 	INSULATION ADJUST 	STRIP LENGTH mm [in.] 	FLIP LOCATOR 	CRIMP HEIGHT mm [in.] 	CONTACT PART NUMBERS [△]		CONTACT DESCRIPTION	APPLICATION SPECIFICATION		
							LOOSE PIECE 	STRIP FORM 				
91558-1 91558-3	0.50 [20] 0.85 [18]	1.80-2.80 [0.071-.110]	NO	3.8-4.8 [1.150-.189]	NO	1.05-1.22 [0.041-.048] 1.05-1.32 [0.041-.052] 1.35-1.52 [0.053-.060]	175218-[] 175289-[]	175196-[] 175286-[]	DYNAMIC Series D-3(L) Contacts	114-5148		
91559-1 91559-3	0.20 [24] 0.30 [22] 0.50 [20]	1.20-1.60 [0.047-.063] 1.70-2.60 [0.067-.102]		NO		3.8-4.8 [1.150-.189]	NO	0.90-1.08 [0.035-.043] 0.97-1.13 [0.038-.044] 0.97-1.24 [0.038-.049]	175217-[] 175288-[]	175195-[] 175285-[]	DYNAMIC Series D-3(M) Contacts	114-5148
91560-1 91560-3	1.23-1.42 [16] 1.94-2.20 [14]	2.20-2.80 [0.087-.110]				NO		4.3-5.3 [1.169-.209]	NO	1.34-1.52 [0.053-.060] 1.57-1.76 [0.062-.069]	917511-[] 917512-[]	917484-[] 917485-[]
91561-1 91561-3	1.23-1.42 [16] 1.94-2.20 [14]	3.10-3.30 [1.22-.130] 3.50-3.80 [1.38-.150]	NO		4.3-5.3 [1.169-.209]			NO		1.34-1.52 [0.053-.060] 1.57-1.76 [0.062-.069]	353718-[] 353717-[]	353716-[] 353715-[]
91565-1 91565-3	0.08 [28] 0.12 [26] 0.20 [24]	0.80-1.20 [0.031-.047] 1.00-1.40 [0.039-.055]		NO	3.8-4.8 [1.150-.189]		NO			0.67-0.96 [0.026-.038] 0.67-0.98 [0.026-.039] 0.84-1.03 [0.033-.041]	175216-[] 175287-[]	175194-[] 175284-[]
91576-1 91576-3	0.09-0.12 [28-26] 0.2 [24]	0.88-1.30 [0.035-.051] 1.11-1.43 [0.044-.056]			YES	2.9-3.9 [1.114-.154]			YES	0.58-0.7 [0.023-.028] 0.64-0.77 [0.025-.030]	1318108-[] 1318112-[]	1318106-[] 1318110-[]
91595-1 91595-3	0.3-0.5 [22-20] 0.85 [18]	1.26-1.80 [0.050-.071] 1.79-1.90 [0.070-.075]	YES			2.9-3.9 [1.114-.154]		NO		0.87-1.03 [0.034-.041] 1.06-1.24 [0.042-.049]	1318107-[] 1318111-[]	1318105-[] 1318109-[]
91596-1 91596-3	0.50 - 1.15 [20-18] 1.15-1.42 [16]	1.80-2.83 [0.071-.111] 2.35-3.23 [0.093-.127]		NO		4.3-4.8 [1.169-.189]	NO			1.35-1.50 [0.053-.059] 1.55-1.70 [0.061-.067]	1318986-6	1318985-6

[△] LIST OF APPLIED CONTACT PART NUMBERS MAY NOT BE COMPLETE AND IS SUBJECT TO CHANGE. FOR CURRENT INFORMATION ON TERMINAL PART NUMBERS, CONTACT THE TOOLING ASSISTANCE CENTER : 1-800-722-1111.

2. AMP, CERTI-CRIMP, and DYNAMIC are trademarks.

[△] -1 IS A CERTICRIMP II HAND TOOL ASSEMBLY.
-3 IS A CERTICRIMP II HEAD SUB-ASSEMBLY.

[△] THIS TOOL USED FOR DUAL CRIMP APPLICATION.

5. THE HAND TOOL INSTRUCTION SHEET, ALSO KNOWN AS AN "IS", FOR MOST CERTI-CRIMP II TOOLS USE IS 408-8547. IF THE TOOL HAS A FLIP LOCATOR USE IS 408-10414.

CERTI-CRIMP II DATA SHEET

DIMENSIONS: mm		TOLERANCES UNLESS OTHERWISE SPECIFIED:		DWN M. YOUNGER 21FEB2012	MATERIAL -	HEAT TREAT -
0 PLC ± .01 1 PLC ± .01 2 PLC ± .01 3 PLC ± .01 4 PLC ± .01		ANGLES: - SURFACE TEXTURE: √		CHK B.A. WOLFE 22FEB2012	TE Connectivity	
SCALE: -		SIZE: A1		APVD B.A. WOLFE 22FEB2012	DRAWING NO: 1583006	
REVISION RECORD		DATE	DWN	APVD	SHEET 1 of 2 REV A7	

THIS DRAWING IS A CONTROLLED DOCUMENT.

TOOL NUMBER 	WIRE SIZE mm ² [AWG] 	INSULATION DIAMETER mm [in.] 	INSULATION ADJUST 	STRIP LENGTH mm [in.] 	FLIP LOCATOR 	CRIMP HEIGHT mm [in.] 	CONTACT PART NUMBERS ¹		CONTACT DESCRIPTION	APPLICATION SPECIFICATION
							LOOSE PIECE 	STRIP FORM 		
2119141-1 2119141-3	0.09-0.12 [28-26] 0.20-0.38 [24-22]	1.08-1.50 [0.42-.059]	NO	1.7-2.3 [0.67-.091]	YES	0.59-0.69 [0.23-.027] 0.69-0.79 [0.27-.031]	1827587-2 1871743-1 1903116-2 1903124-1	-	DYNAMIC Series D 1000 M TYPE CONTACTS	114-5377
2119142-1 2119142-3	0.37-0.53 [22-20] 0.87 [18]	1.40 [0.56] 2.20 [0.87]	NO	1.7-2.3 [0.67-.091]	YES	0.80-0.90 [0.31-.035] 1.10-1.20 [0.43-.047]	1827589-2 1871745-1 1903118-2 1903126-1	-	DYNAMIC Series D 1000 2L TYPE CONTACTS	114-5377
2119143-1 2119143-3	0.09-0.12 [28-26] 0.20-0.38 [24-22]	1.20-1.90 [0.47-.075]	NO	1.7-2.3 [0.67-.091]	YES	0.59-0.69 [0.23-.027] 0.69-0.79 [0.27-.031]	1827588-2 1871744-1 1903117-2 1903125-1	-	DYNAMIC Series D 1000 L TYPE CONTACTS	114-5377
2119144-1 2119144-3	0.05 [30] 0.09 [28]	0.60-1.30 [0.24-.051]	NO	1.7-2.3 [0.67-.091]	YES	0.49-0.59 [0.19-.023] 0.52-0.62 [0.20-.024]	1827586-2 1903115-2	-	DYNAMIC Series D 1000 S TYPE CONTACTS	114-5377
2119821-1 2119821-3 ⁴	DUAL WIRE APPLICATION 0.8 [18]	-	NO	2.85-3.15 [1.12-.124]	YES	1.04-1.10 [0.41-.043]	-	293389-1 293390-1	DYNAMIC Series D 1000 M TYPE CONTACTS (DUAL WIRE APPLICATION)	114-21150
2844985-1	0.50-1.15 [20-18] 1.15-1.42 [16]	1.80-2.70 [0.71-.110] 2.40-3.23 [0.94-.127]	YES	4.9-5.4 [1.92-.213]	NO	1.19-1.29 [0.47-.051] 1.35-1.45 [0.53-.057]	2040015-2 2040016-1 1-2040016-2	2040587-1 2040586-1 1-2040586-1	DYNAMIC Series D 4000 S TYPE CONTACTS	114-5369
2305681-1	0.09-0.12 [28-26] 0.20-0.38 [24-22]	1.08-1.50 [0.42-.059]	NO	1.7-2.3 [0.67-.091]	YES	0.59-0.69 [0.23-.027] 0.69-0.79 [0.27-.031]	2316671-2 2316669-2	-	HD1 M TYPE CONTACTS	114-78021
2305682-1	0.37-0.53 [22-20] 0.87 [18]	1.40 [0.56] 2.20 [0.87]	NO	1.7-2.3 [0.67-.091]	YES	0.80-0.90 [0.31-.035] 1.10-1.20 [0.43-.047]	2316671-4 2316669-4	-	HD1 2L TYPE CONTACTS	114-78021
2305683-1	0.09-0.12 [28-26] 0.20-0.38 [24-22]	1.20-1.90 [0.47-.075]	NO	1.7-2.3 [0.67-.091]	YES	0.59-0.69 [0.23-.027] 0.69-0.79 [0.27-.031]	2316671-3 2316669-3	-	HD1 L TYPE CONTACTS	114-78021
2305684-1	0.05 [30] 0.09 [28]	0.60-1.30 [0.24-.051]	NO	1.7-2.3 [0.67-.091]	YES	0.49-0.59 [0.19-.023] 0.52-0.62 [0.20-.024]	2316671-1 2316669-1	-	HD1 S TYPE CONTACTS	114-78021

¹ LIST OF APPLIED CONTACT PART NUMBERS MAY NOT BE COMPLETE AND IS SUBJECT TO CHANGE. FOR CURRENT INFORMATION ON TERMINAL PART NUMBERS, CONTACT THE TOOLING ASSISTANCE CENTER : 1-800-722-1111.

³ -1 IS A CERTICRIMP II HAND TOOL ASSEMBLY.
-3 IS A CERTICRIMP II HEAD SUB-ASSEMBLY.

⁴ THIS TOOL USED FOR DUAL CRIMP APPLICATION.

5. THE HAND TOOL INSTRUCTION SHEET, ALSO KNOWN AS AN "IS", FOR MOST CERTI-CRIMP II TOOLS USE IS 408-8547. IF THE TOOL HAS A FLIP LOCATOR USE IS 408-10414.

CERTI-CRIMP II DATA SHEET

DWN: M. YOUNGER 21FEB2012		MATERIAL: -	HEAT TREAT: -
CHK: B.A. WOLFE 22FEB2012			
APVD: B.A. WOLFE 22FEB2012		STE TE Connectivity	
NAME: B.A. WOLFE			
CERTI-CRIMP TOOL DATA SHEET DYNAMIC SERIES CONNECTORS			
SCALE: -	SIZE: A1	DRAWING NO: 1583006	SHEET: 2 of 2 REV: A7

THIS INFORMATION IS CONFIDENTIAL AND PROPRIETARY TO TECD AND AFFILIATES. IT IS NOT TO BE DISCLOSED TO ANY OTHER PERSON OR ENTITY WITHOUT THE WRITTEN AUTHORIZATION OF TECD.

X-ON Electronics

Largest Supplier of Electrical and Electronic Components

Click to view similar products for [Crimpers / Crimping Tools](#) category:

Click to view products by [TE Connectivity](#) manufacturer:

Other Similar products are found below :

[010-0096](#) [M225201-06](#) [M225202-37](#) [6-1579015-5](#) [CT150-6-RH07](#) [622-6441LF](#) [M322](#) [6-304052-1](#) [63456-0054](#) [63484-3701](#) [63800-8355](#)
[63819-1875](#) [63819-2875](#) [63819-4475](#) [64001-0975](#) [64005-0175](#) [662903-2](#) [690602-6](#) [7-1579001-9](#) [7-23471-1](#) [762637-1](#) [808714-1](#) [811242-5](#)
[999-50-020083](#) [1-21002-3](#) [1-21002-7](#) [12085270](#) [1-21002-6](#) [1-21113-6](#) [1-22548-4](#) [125442-1](#) [DCE.91.073.BVC](#) [DCE.91.090.3MVM](#)
[DCE.91.130.5MVU](#) [DCE.91.202.BVCM](#) [1338300-1](#) [1-354003-0](#) [1338301-1](#) [DF62/RE-MD](#) [142321](#) [1456088-1](#) [1490794-1](#) [1-45804-6](#)
[1490357-2](#) [1490357-3](#) [AX100749](#) [1-59619-7](#) [1596970-1](#) [1-59619-8](#) [1901238-2](#)