



P	LTR	DESCRIPTION	DATE	DWN	APVD
	A	INITIAL RELEASE	20JUN2020	J.S	I.Y
	A1	ECR-20-010349	26JUL2020	J.G	I.Y

2CCT PLUG CONNECTOR



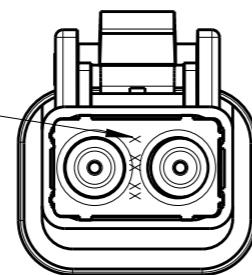
2CCT PLUG CONNECTOR WITH HEATSHRINK HOUSING ULTRASONICALLY WELDED IN PLACE




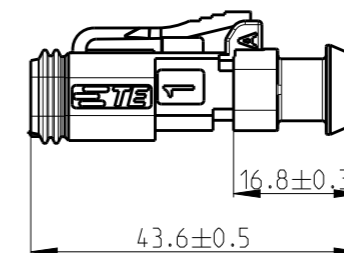
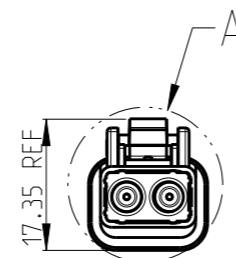
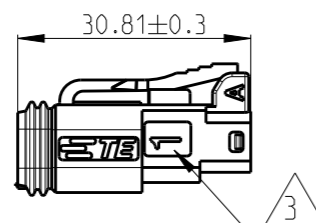

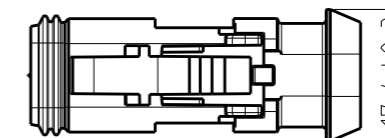
DATE CODE: X XX XX
 X- DAY: 1 - 7
 XX- WEEK: 01 - 52
 XX- YEAR: 00 - 99

#- MACHINE NO. 1

EXAMPLE: 11315 = DAY 1, WEEK 13, YEAR 15
 i.e. 23RD OF MARCH 2015



DETAIL A
 SCALE 2:1



1. THIS PLUG MATES WITH RECEP ASSEMBLY PN X-2600022-X FOR THE CORRESPONDED KEYING.

2. MATERIAL
 PLUG HOUSING: NYLON GF30, PLUG SEAL: SILICONE RUBBER, RED
 BACK SEAL: SILICONE RUBBER
 BACK COVER: NYLON GF30, BLACK
 HEATSHRINK HOUSING: NYLON GF30, BLACK

3 CIRCUIT IDENTIFICATION

4. JACKET RANGE LARGE = 2.23mm - 3.68mm (SEAL COLOUR: GREEN)
 JACKET RANGE SMALL = 1.20mm - 3.05mm (SEAL COLOUR: BURNT ORANGE)

5. SEE SHEET 2 FOR FINAL PART NUMBER DESIGNATION

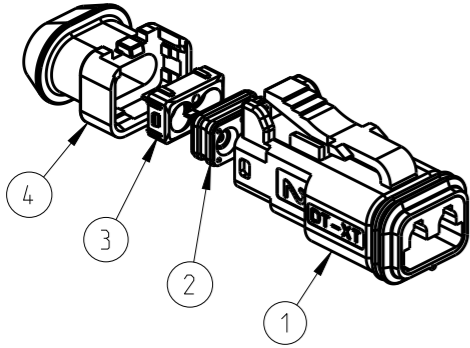
THIS DRAWING IS A CONTROLLED DOCUMENT.		DWN J.Gu 26JUL2020												
DIMENSIONS: mm		CHK E.Jiang 26JUL2020												
TOLERANCES UNLESS OTHERWISE SPECIFIED:		APVD I.Yin 26JUL2020												
<table border="1"> <tr> <td>0 PLC</td> <td>±</td> </tr> <tr> <td>1 PLC</td> <td>±</td> </tr> <tr> <td>2 PLC</td> <td>±</td> </tr> <tr> <td>3 PLC</td> <td>±</td> </tr> <tr> <td>4 PLC</td> <td>±</td> </tr> <tr> <td>ANGLES</td> <td>±</td> </tr> </table>		0 PLC			±	1 PLC	±	2 PLC	±	3 PLC	±	4 PLC	±	ANGLES
0 PLC	±													
1 PLC	±													
2 PLC	±													
3 PLC	±													
4 PLC	±													
ANGLES	±													
MATERIAL		NAME 2CCT DT-XT PLUG CONNECTOR		RESTRICTED TO										
FINISH		SIZE A3	CAGE CODE 00779	DRAWING NO C-2600023										
-		SCALE 1:1		SHEET 1 OF 2										
-		CUSTOMER DRAWING		REV A1										

P	LTR	DESCRIPTION	DATE	DWN	APVD
		SEE SHEET 1			

3- -6	934451609	-	5.81
3- -5	934451608	-	5.81
3- -4	934451607	-	5.81
3- -3	934451606	-	5.81
3- -2	934451605	-	5.81
3- -1	934451604	-	5.81
3- -0	934451603	-	5.81
2- -9	934451602	-	5.81
2- -8	934451601	-	5.81
2- -7	934451509	-	5.81
2- -6	934451508	-	5.81
2- -5	934451507	-	5.81
2- -4	934451506	-	5.81
2- -3	934451505	-	5.81
2- -2	934451504	-	5.81
2- -1	934451503	-	5.81
2- -0	934451502	-	5.81
1- -9	934451501	-	5.81
1- -8	934451209	-	4.27
1- -7	934451208	-	4.27
1- -6	934451207	-	4.27
1- -5	934451206	-	4.27
1- -4	934451205	-	4.27
1- -3	934451204	-	4.27
1- -2	934451203	-	4.27
1- -1	934451202	-	4.27
1- -0	934451201	-	4.27
-9	934451109	-	4.27
-8	934451108	-	4.27
-7	934451107	-	4.27
-6	934451106	-	4.27
-5	934451105	-	4.27
-4	934451104	-	4.27
-3	934451103	-	4.27
-2	934451102	-	4.27
-1	934451101	-	4.27

QTY. REQUEST PER ASSY

-	-	-	-	-	-	-	-	-	-	-	1	-	1	1	1
-	-	-	-	-	-	-	-	-	1	-	-	-	1	1	1
-	-	-	-	-	-	-	1	-	-	-	-	-	1	1	1
-	-	-	-	-	1	-	-	-	-	-	-	-	1	1	1
-	-	1	-	-	-	-	-	-	-	-	-	-	1	1	1
-	1	-	-	-	-	-	-	-	-	-	-	-	1	1	1
1	-	-	-	-	-	-	-	-	-	-	-	-	1	1	1
-	-	-	-	-	-	-	-	-	-	1	1	-	-	1	1
-	-	-	-	-	-	-	-	-	1	-	-	1	-	1	1
-	-	-	-	-	1	-	-	-	-	-	-	1	-	1	1
-	-	-	1	-	-	-	-	-	-	-	-	1	-	1	1
-	1	-	-	-	-	-	-	-	-	-	-	1	-	1	1
1	-	-	-	-	-	-	-	-	-	-	-	-	1	1	1
-	-	-	-	-	-	-	-	-	-	1	-	1	1	-	-
-	-	-	-	-	-	-	-	-	-	-	-	1	1	1	-
-	-	-	-	-	-	1	-	-	-	-	-	1	-	1	-
-	-	-	-	-	1	-	-	-	-	-	-	1	-	1	-
-	-	1	-	-	-	-	-	-	-	-	-	1	-	1	-
-	1	-	-	-	-	-	-	-	-	-	-	-	1	1	-
1	-	-	-	-	-	-	-	-	-	-	-	-	-	1	-



TE PN	ALIAS PN	REVISION OF EACH ASSY NO.	WEIGHT OF EACH ASSY(g)	COLOUR	BLACK	GERY	GREEN	BLUE	YELLOW	WHITE	BROWN	ORANGE	RED	BURNT ORANGE	LIGHT BLUE	BLACK	BLACK
				MATERIAL	NYLON GF30	NYLON GF30	NYLON GF30	NYLON GF30	NYLON GF30	NYLON GF30	NYLON GF30	NYLON GF30	NYLON GF30	SILICONE RUBBER	SILICONE RUBBER	NYLON GF30	NYLON GF30
				DESCRIPTION	PLUG HOUSING								BACK SEAL SMALL	BACK SEAL LARGE	BACK COVER	HEATSHRINK HOUSING	
				ITEM NO	1								2		3	4	

THIS DRAWING IS A CONTROLLED DOCUMENT.

DIMENSIONS:	TOLERANCES UNLESS OTHERWISE SPECIFIED:
mm	
	0 PLC ±
	1 PLC ±
	2 PLC ±
	3 PLC ±
	4 PLC ±
	ANGLES ±
MATERIAL	FINISH
-	-
-	-

DWN	J.Gu	26 JUL 2020
CHK	E.Jiang	26 JUL 2020
APVD	L.Yin	26 JUL 2020
PRODUCT SPEC	108-160026	
APPLICATION SPEC	114-160017	
WEIGHT	-	
CUSTOMER DRAWING		

TE TE Connectivity

NAME: 2CCT DT-XT PLUG CONNECTOR

RESTRICTED TO

SIZE	CAGE CODE	DRAWING NO	RESTRICTED TO
A3	00779	C=2600023	
SCALE	SHEET	REV	
1:1	2 OF 2	A1	

X-ON Electronics

Largest Supplier of Electrical and Electronic Components

Click to view similar products for [Automotive Connectors](#) category:

Click to view products by [TE Connectivity](#) manufacturer:

Other Similar products are found below :

[003-018-000](#) [60403001](#) [60993906-B](#) [M902-2131](#) [M902-2161](#) [72.330.1035.1](#) [73.353.4028.0](#) [F119300-B](#) [F166900](#) [F258300-B](#) [F358300-B](#)
[F407400](#) [F444110](#) [F487000](#) [F509500B-B](#) [827153-1](#) [8N1515-32-24P](#) [9-1326729-8](#) [925474-1](#) [928905-1](#) [964562-4](#) [968782-1](#) [GT17SA-8DS-](#)
[HU](#) [98891-1012](#) [98947-1016](#) [12004147](#) [12004475-L](#) [12010290](#) [12010309-B](#) [12015454](#) [12020219-B](#) [12020308](#) [12041318-B](#) [12052225-L](#)
[12052466](#) [12059125](#) [12064869](#) [12004327-B](#) [12010503-B](#) [12015308](#) [12015384](#) [12015909](#) [1-21030-1](#) [12041254](#) [12041318](#) [12047946-B](#)
[12047957](#) [12047957-L](#) [12059473](#) [12066261](#)