THIS DRAWING IS UNPUBLISHED. RELEASED FOR PUBLICATION 20
© COPYRIGHT20 BY - ALL RIGHTS RESERVED.

LOC	DIST
A1	-

REVISIONS

F	LTR	DESCRIPTION	DATE	DWN	APVD
	B8	SERRATION VIEWS ARE ADDED	19MAY2017	JJH	JP
	B9	CORRECTED PN'S TABLE BY ADDING PN 964332-5	23AUG2017	GH	JC
	B10	ADDED REFERENCE TO SMBT CRIMP HEIGHT	12JAN2018	JP	JC
	B11	CORRECTED TEXT IN SECTION B-B	30JAN2019	JJH	JC

CONTACTS FOR FLR AND FLK CABLES
Kontakte fuer flr und FLK-Leitung

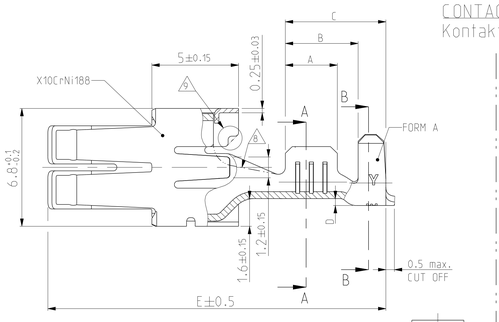

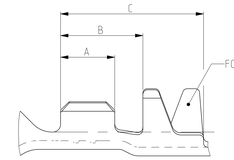

SERRATION DESIGN - 2

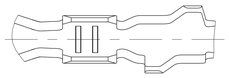

SERRATION DESIGN - 3

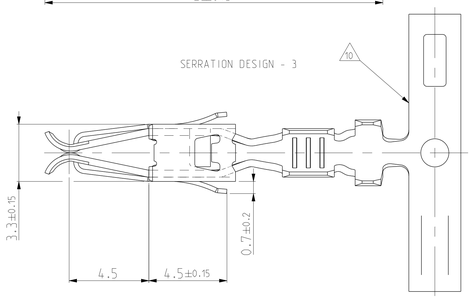

SERRATION DESIGN - 1

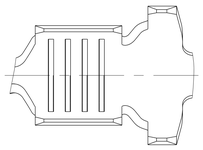

CONTACTS FOR SINGLE WIRE SEALING SYSTEM: FLR- AND FLK- CABLE
Kontakte fuer Einzel - Dichtung - System: FLR- UND FLK - Leitung

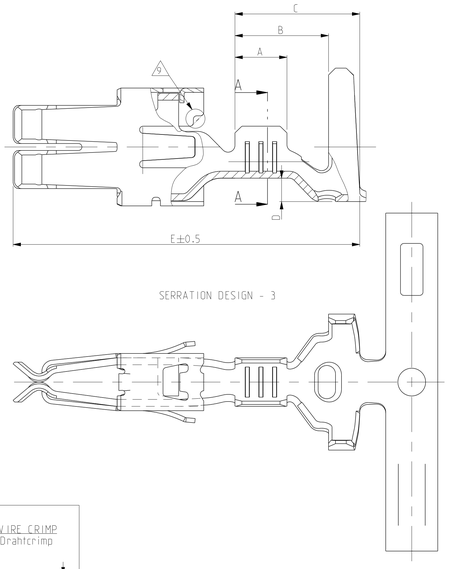

SERRATION DESIGN - 3

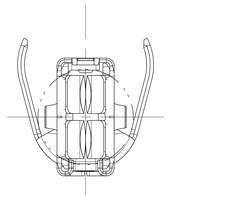

SERRATION DESIGN - 1

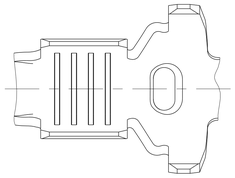

ONLY FOR PN: 968035, 968037 and 1670426
Nur fuer PN:

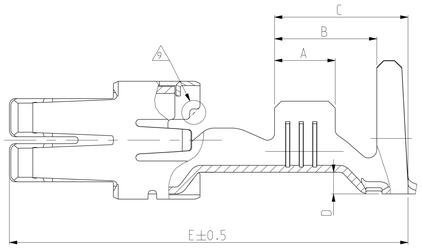

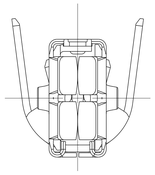

SERRATION DESIGN - 1

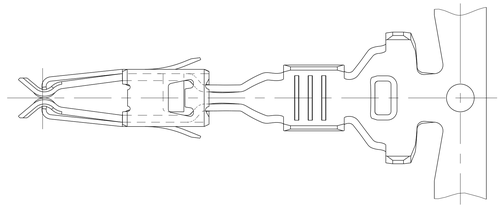

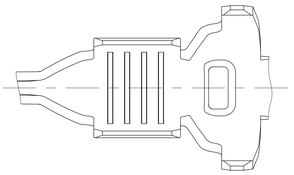

DIMENSIONS SEE FIGURE CONTACTS FOR FLR - CABLE
Masse siehe Darstellung der Kontakte fuer FLR -Leitung

SECTION A-A
Schnitt A-A

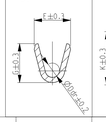

SECTION B-B
Schnitt B-B

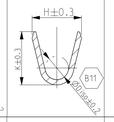

WIRE CRIMP
Drahtcrimp

ONLY FOR PIN : 964330 , 964332 , 964334 , 968035 and 968037
Nur fuer PN:

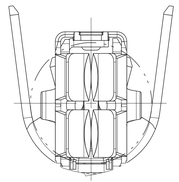

CARRIERSTRIP
Traegerstreifen

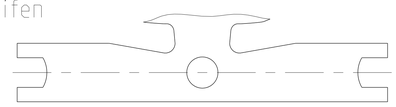

	-	-	-	-	-	-	>4.0 - 6.0 INCL. AWG 10	>3.6 - 5.1 6.0 (SEAL)	-	-	A=4.30 B=6.50 C=8.30 D=1.45 E=20.0	E =5.30 G =5.60 D_{Br} =2.90	H =8.15 K =8.00 D_{ISO} =6.00	5.00mm² = 2.36 6.00mm² = 2.55 PRELIMINARY vorlaeufig	SINGLE WIRE SEALING SYSTEM (1)	968107-1	SEE APPLICATION SPECIFICATION siehe Verarbeitungsspezifikation 114 - 18037
	-	-	-	-	-	-			-	-							
11	~~1-1670426-6~~	B	-	-	-	-			CuNiSi	7							
	2-968037-4	B	-	-	-	-	>2.5 - 4.0	3.4 - 3.7	CuSn4	5	A=4.00 B=5.90 C=7.70 D=1.25 E=23.0	E =4.60 G =4.80 D_{Br} =2.40	H =7.60 K =7.70 D_{ISO} =5.60	4.00mm² = 2.35 3.00mm² = 2.13			
	1-968037-4	B	-	-	-	-			CuFe2	sel. Gold 3							
	0-968037-2	B	-	-	-	-			CuSn4	vorverzinnt							
	-	-	-	-	2-968035-4	B	>1.0 - 2.5	2.7 - 3.7	CuSn4	5	A=3.50 B=5.90 C=7.70 D=1.25 E=20.0	E =3.80 G =4.10 D_{Br} =1.60	H =7.60 K =7.70 D_{ISO} =5.60	1.50mm² = 1.76 2.00mm² = 1.90 2.50mm² = 2.04			
	-	-	-	-	-	-			-	-							
	-	-	-	-	0-968035-2	B			CuSn4	vorverzinnt							
	-	-	-	-	-	-	>2.5 - 4.0	3.4 - 4.5	-	-	A=4.00 B=5.90 C=7.70 D=1.25 E=20.0	E =4.60 G =4.80 D_{Br} =2.40	H =7.80 K =7.80 D_{ISO} =5.70	3.00mm² = 2.13 4.00mm² = 2.35			
	1-964334-5	B	-	-	-	-			CuFe2	6							
	1-964334-1	B	-	-	-	-			CuFe2	vorverzinnt							
	-	-	-	-	1-964332-5	B	>1.0 - 2.5	2.2 - 3.7	CuFe2	6	A=3.50 B=5.90 C=7.70 D=1.25 E=20.0	E =3.80 G =4.00 D_{Br} =1.70	H =7.80 K =7.80 D_{ISO} =5.70	12 1.50mm² = 1.76 2.00mm² = 1.90 2.50mm² = 2.04			
	-	-	-	-	964332-5	B			CuFe2	4							
	-	-	-	-	1-964332-2	B			CuFe2	sel. Gold 3							
	-	-	-	-	1-964332-1	B			CuFe2	vorverzinnt							
	-	-	-	-	-	-	0.5 - 1.0	1.4 - 2.7	-	-	A=3.00 B=5.40 C=7.20 D=1.25 E=20.0	E =2.80 G =3.00 D_{Br} =1.10	H =7.70 K =7.70 D_{ISO} =5.50	12 0.50mm² = 1.43 0.75mm² = 1.52 1.00mm² = 1.61			
	-	-	-	-	1-964330-2	B			CuFe2	sel. Gold 3							
	-	-	-	-	1-964330-1	B			CuFe2	vorverzinnt							
	1-969044-5	B	-	-	-	-	> 2.5 - 4.0	3.4 - 4.5	CuFe2	6	A=4.00 B=5.90 C=7.70 D=1.45 E=20.0	E =4.60 G =4.80 D_{Br} =2.40	H =8.15 K =8.00 D_{ISO} =6.00	12 4.00mm² = 2.35 - -			
	969044-5	B	-	-	-	-			CuFe2	4							
	969044-1	B	-	-	-	-			CuFe2	vorverzinnt							
	-	-	-	-	-	-	> 1.0 - 2.5	2.2 - 3.7	-	-	A=3.50 B=5.90 C=7.70 D=1.45 E=20.0	E =3.80 G =4.00 D_{Br} =1.70	H =8.15 K =8.00 D_{ISO} =5.70	12 2.50mm² = 2.04 2.00mm² = 1.90 1.50mm² = 1.76			
	-	-	-	-	-	-			-	-							
	-	-	-	-	969042-1	B			CuFe2	vorverzinnt							
	-	-	-	-	-	-	0.5 - 1.0	1.4 - 2.7	-	-	A=3.00 B=5.40 C=7.20 D=1.35 E=20.0	E =2.80 G =3.00 D_{Br} =1.10	H =7.85 K =7.70 D_{ISO} =5.50	12 1.00mm² = 1.61 0.75mm² = 1.52 0.50mm² = 1.43			
	-	-	-	-	-	-			-	-							
	-	-	-	-	969040-1	B			CuFe2	vorverzinnt							
	-	-	-	-	-	-	> 2.5 - 4.0	3.3 - 4.5	-	-	A=4.00 B=5.20 C=6.80 D=0.60 E=19.50	E =4.60 G =4.80 D_{Br} =2.40	H =6.40 K =6.70 D_{ISO} =4.00 FORM A	12 3.00mm² = 2.13 3.50mm² = 2.24 4.00mm² = 2.35	FLR / FLK		
	964328-5	B	-	-	-	-			CuFe2	4							
	964328-1	B	-	-	-	-			CuFe2	vorverzinnt							
	-	-	-	-	964326-5	C	>1.0 - 2.5	2.2 - 3.0	CuFe2	4	A=3.50 B=4.70 C=6.30 D=0.40 E=19.50	E =3.80 G =4.00 D_{Br} =1.70	H =4.70 K =4.90 D_{ISO} =2.60 FORM A	12 1.50mm² = 1.76 2.00mm² = 1.90 2.50mm² = 2.04	FLR - CABLE / Leitung		
	-	-	-	-	-	-			-	-							
	-	-	-	-	964326-1	C			CuFe2	vorverzinnt							
	-	-	-	-	-	-	0.5 - 1.0	1.4 - 2.1	-	-	A=3.00 B=4.20 C=5.80 D=0.40 E=19.50	E =2.80 G =3.00 D_{Br} =1.10	H =3.80 K =4.10 D_{ISO} =1.80 FORM A	12 0.50mm² = 1.43 0.75mm² = 1.52 1.00mm² = 1.61			
	-	-	-	-	-	-			-	-							
	-	-	-	-	964324-1	B			CuFe2	vorverzinnt							
	-	-	-	-	-	-	0.2 - 0.5	1.15 - 1.6	-	-	A=2.50 B=3.80 C=6.60 D=0.30 E=19.50	E =2.20 G =2.20 D_{Br} =0.80	H =3.10 K =3.10 D_{ISO} =1.40 FORM B	0.20mm² = 1.13 0.25mm² = 1.15 0.35mm² = 1.19 0.50mm² = 1.26			
	-	-	-	-	-	-			-	-							
	-	-	964322-1	B	-	-			CuFe2	vorverzinnt							
	TE Connectivity ORDER - NO STRIP FORM Bandware (SERRATION DESIGN - 1)	REV	TE Connectivity ORDER - NO STRIP FORM Bandware (SERRATION DESIGN - 2)	REV	TE Connectivity ORDER - NO STRIP FORM Bandware (SERRATION DESIGN - 3)	REV	WIRE RANGE Drahtgroessen Bereich (mm²)	INSULATION Ø Isolations Ø (mm)	MATERIAL Werkstoff	SURFACE Oberflaeche	LENGTH Laenge	WIRE CRIMP Drahtcrimp / STRIP FORM / Bandware	INSULATION CRIMP Isolationscrimp	CRIMP HEIGHT (CH) Crimp - Hoehe		ORDER- NO. Bestell-Nr EXTRACTION TOOL Ausdrueckwerkzeug	CRIMP DATA AND CRIMP TOOL Crimpdaten u. Crimpwerkzeuge
											CRIMP DIMENSIONS / Crimpabmessungen (mm)						

1. ACCORDING INSULATION Ø IS TO CHOOSE THE SINGLE WIRE SEAL
ATTENTION: DIFFERENT HOUSING CAVITY DIAMETER ARE POSSIBLE.
PLEASE NOTICE APPROPRIATE HOUSING PRODUCT SPECIFICATION !
Entsprechend dem isolationsdurchmesser ist die
Einzel- Dichtung auszuwaehlen
Achtung: Verschiedene Gehaeuse- kammer- Durchmesser moeglich.
Bitte entsprechende Gehaeuse- Product- Spezifikation beachtem !

2. ADDITIONAL CUSTOMER-SPECIFIC SEAL EXISTING
Weitere kundenspezifische Einzeldichtung vorhanden

3. BODY ELECTRO TIN PLATED OVER NICKEL 0.2µm min.
Kontaktkoerper : gal. verzinnt ueber Nickel 0.2µm min.
CONTACT AREA SELECTIVE GOLD OVER NICKEL 0.8µm min.
Kontaktzone: selektiv vergoldet ueber Ni 0.8µm min.

WIRE CRIMP AREA ELECTRO TIN PLATED OVER NICKEL 1.0µm min.
Draht crimpbereich galv. verzinnt ueber Nickel 1.0µm min.

4. CONTACT ZONE SELECTIVE PRE SILVER PLATED MIN. 1-1.5µm
Kontaktzone selektiv vorversilbert min. 1-1.5µm

5. CONTACT BODY ELECTRO TIN LATED OVER NICKEL 0.2µm min.
kontaktkoerper : gal. verzinnt ueber Nickel 0.2µm min.
TOUCHING AREA TO CANTILEVER SPRING
SELECTIVE AU PLATED OVER NICKEL 0.8µm min.
Anlageflaeche zur Ueberfeder Kontaktzone
selektiv Au ueber Ni beschichtet 0.8µm min
CANTILEVER SPRING: COMPLETLY AU PLATED 0.6µm min.
Ueberfeder: komplett Au beschichtet 0.6µm min.

6. CONTACT ZONE SELECTIVE PRE SILVER PLATED MIN. 3- 4.5µm
Kontaktzone selektiv vorversilbert min. 3- 4.5µm

7. 1-3 µm Sn28M LAYER FOR HIGHER TEMPERATURE REQUIREMENTS
1-3 µm Sn28M Schicht fuer Hoehere Temperaturanforderungen

8. TRANSITION ONLY FOR PN 964325 AND 964326
Uebergang nur fuer PN 964325 und 964326

9. DOTTED LINE IS ALTERNATIVE SHAPE
Gestrichelte Linie alternative Form

10. THICKNESS OF MATERIAL 0.4±0.03 mm
Materialstaerke 0.4±0.03 mm

11. OBSOLETE

12. SEE APPLICATION SPEC. FOR PREFERRED STANDARD TO MEET NEW REQUIREMENT @LV214-2 SLOW MOTION BENDING TEST
Siehe Verarbeitungs Spezifikation fuer bevorzugten Standard um den neuen Anforderungen der LV214-2 Slow Motion Pruefung zu genuegen

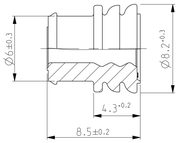

SINGLE WIRE SEAL Einzel - Dichtung 1		
963245-1	3.4 - 3.7	YELLOW gelb
963244-1	2.2 - 3.0	WHITE weiss
963243-1	1.2 - 2.1	BLUE blau
100132-1	DEAD END PLUG	BLACK schwarz
967011-1	3.6 - 4.3	GREEN gruen
968043-1	4.3 - 5.1	RED rot
ORDER-NO. Bestell-Nr	INSULATION Ø Isolations Ø	COLOUR Farbe

THIS DRAWING IS A CONTROLLED DOCUMENT.
DIMENSIONS: mm
TOLERANCES UNLESS OTHERWISE SPECIFIED: 0 PLC ±0.2mm; 2 PLC ±0.1; 3 PLC ±0.05; ANGLES ±
MATERIAL: SEE TABLE
FINISH: -

DWN M.PEELISCHIFER 19MAY2000
CHK V.HUHN 18MAY2000
APVD M.BLEICHER 18MAY2000
PRODUCT SPEC 108-18025
APPLICATION SPEC 114-18037
WEIGHT -

TE Connectivity

NAME STANDARD POWER TIMER CONTACT TYP A

SIZE	CAGE CODE	DRAWING NO	RESTRICTED TO
A0	-	C-1355049	-

CUSTOMER DRAWING SCALE 10:1 SHEET 1 OF 1 REV B11

4806 (3/13)

X-ON Electronics

Largest Supplier of Electrical and Electronic Components

Click to view similar products for Automotive Connectors ***category:***

Click to view products by TE Connectivity ***manufacturer:***

Other Similar products are found below :

003-018-000 60403001 60993906-B M902-2131 M902-2161 72.330.1035.1 73.353.4028.0 F119300-B F166900 F258300-B F358300-B F407400 F444110 F487000 F509500B-B 827153-1 8N1515-32-24P 9-1326729-8 925474-1 928905-1 964562-4 968782-1 GT17SA-8DS-HU 98891-1012 98947-1016 12004147 12004475-L 12010290 12010309-B 12015454 12020219-B 12020308 12041318-B 12052225-L 12052466 12059125 12064869 12004327-B 12010503-B 12015308 12015384 12015909 1-21030-1 12041254 12041318 12047946-B 12047957 12047957-L 12059473 12066261