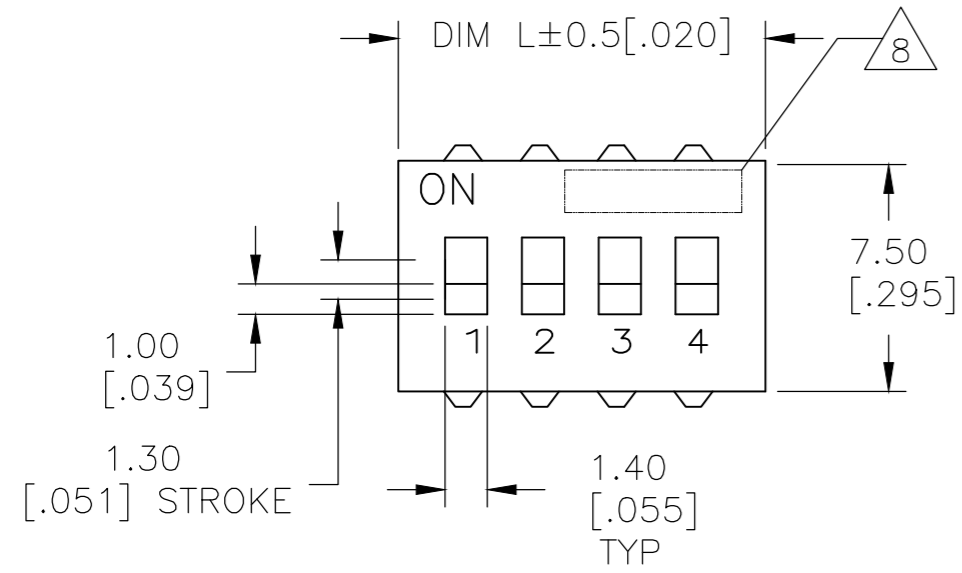


THIS DRAWING IS UNPUBLISHED. RELEASED FOR PUBLICATION  
 © COPYRIGHT - By - ALL RIGHTS RESERVED.

REVISIONS					
P	LTR	DESCRIPTION	DATE	DWN	APVD
P2		REVISED PER ECO-16-018654	15MAY2017	RK	PO
P3		REVISED PER ECO-18-013690	24OCT2018	SR	PO



SPECIFICATION:

MATERIAL

BASE, PPS, UL94V-0, BLACK  
 COVER, PPS, UL94V-0, BLACK  
 ACTUATOR, PA6T, UL94V-0, WHITE  
 FIXED CONTACT/TERMINAL, CU ALLOY-GOLD FLASH OVER NICKEL  
 MOVING CONTACT, CU ALLOY, PLATE-GOLD FLASH/NICKEL  
 TAPE SEAL, POLYIMIDE FILM, AMBER, SEE P/N TABLE FOR OPTIONS.

ELECTRICAL

MAX CONTACT RATING SWITCHING, 100MILLIAMPS @ 24 VDC  
 MIN CONTACT RATING SWITCHING, .1MICROAMP @ 1 MILLIVOLT  
 MAX CONTACT NON-SWITCHING, 1AMP @ 5 VDC  
 INITIAL CONTACT RESISTANCE, 50 MILLIOHMS MAX.  
 CONTACT RESISTANCE (AFTER ENVIRONMENTAL TEST), 100 MILLIOHMS  
 CONTACT RESISTANCE (AFTER GAS TEST), 300 MILLIOHMS  
 INSULATION RESISTANCE, 1,000 MEGOHMS MIN. @ 100 VDC  
 DIELECTRIC STRENGTH, 500 VAC RMS @ SEA LEVEL  
 LIFE EXPECTANCY, 1,000 CYCLES

MECHANICAL

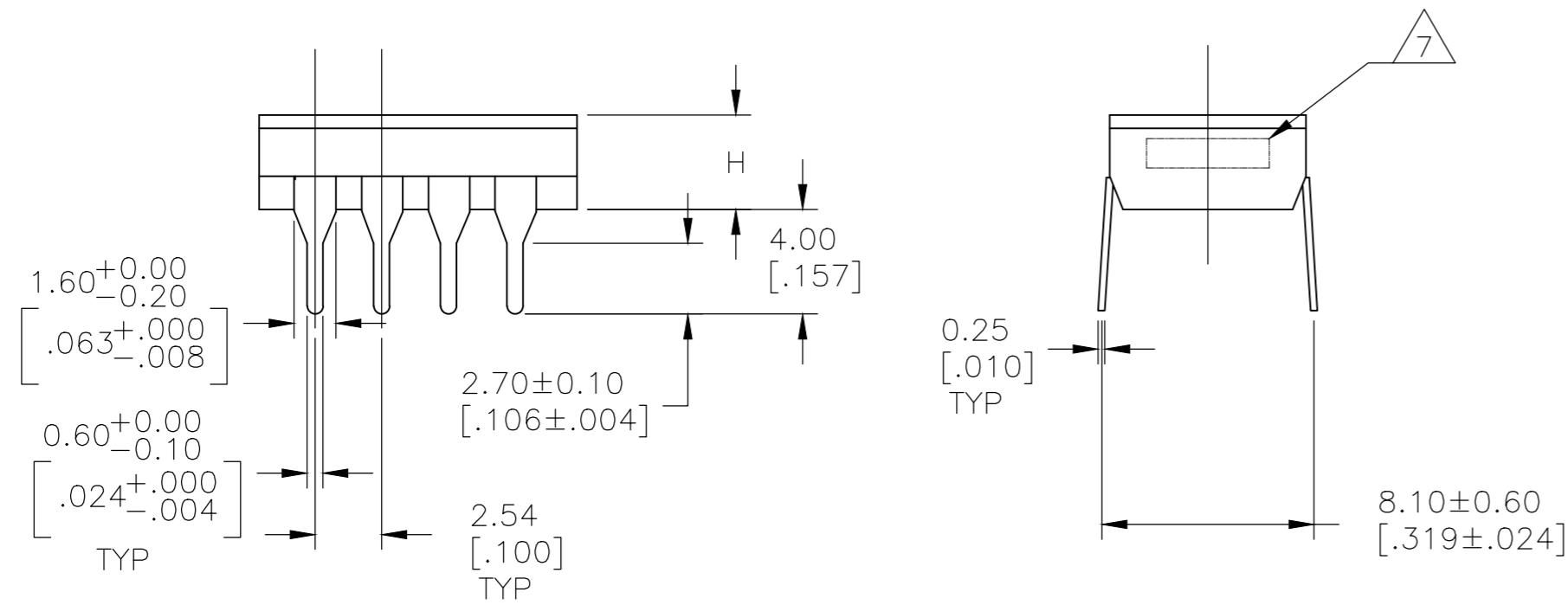
OPERATING FORCE, LESS THAN 800 GRAMS  
 CONTACT PRESSURE, 280,000 PSI

ENVIRONMENTAL

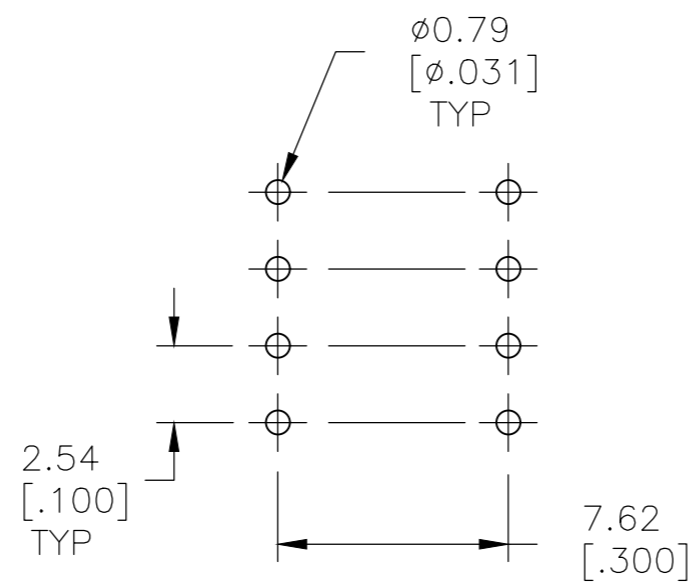
OPERATING TEMPERATURE, -30 TO +85 DEGREES C  
 STORAGE TEMPERATURE, -45 TO +105 DEGREES C  
 CLEANING, AQUEOUS OR SOLVENT  
 SOLDER HEAT RESISTANCE, PER 109-201, COND B, SWITCH "OFF".  
 SOLDERABILITY PER JIS C 0050 & JIS C 0053

- SWITCHES TO BE RECEIVED IN THE "OFF" POSITION AND PACKAGED IN CLEAR TUBES TO ACCOMMODATE AUTO-INSERTION.
  - TOP SURFACE TO BE CLEARLY MARKED AS SHOWN
  - SWITCHES TO BE BLACK WITH WHITE ACTUATORS AND MARKINGS.
  - ALL MATERIALS AND FINISHES SHALL COMPLY WITH EU DIRECTIVE 2002 /95/EC OF 27JAN2003 (ROHS)
  - TOP TAPE SEAL AVAILABLE, SEE P/N TABLE FOR OPTIONS
- △ OBSOLETE PARTS: OBSOLETE CIS STREAMLINING PER D.RENAUD/D.SINISI

-----CONTINUED ON SHEET 2



ADF



P.C. LAYOUT  
 INSERT MOUNT

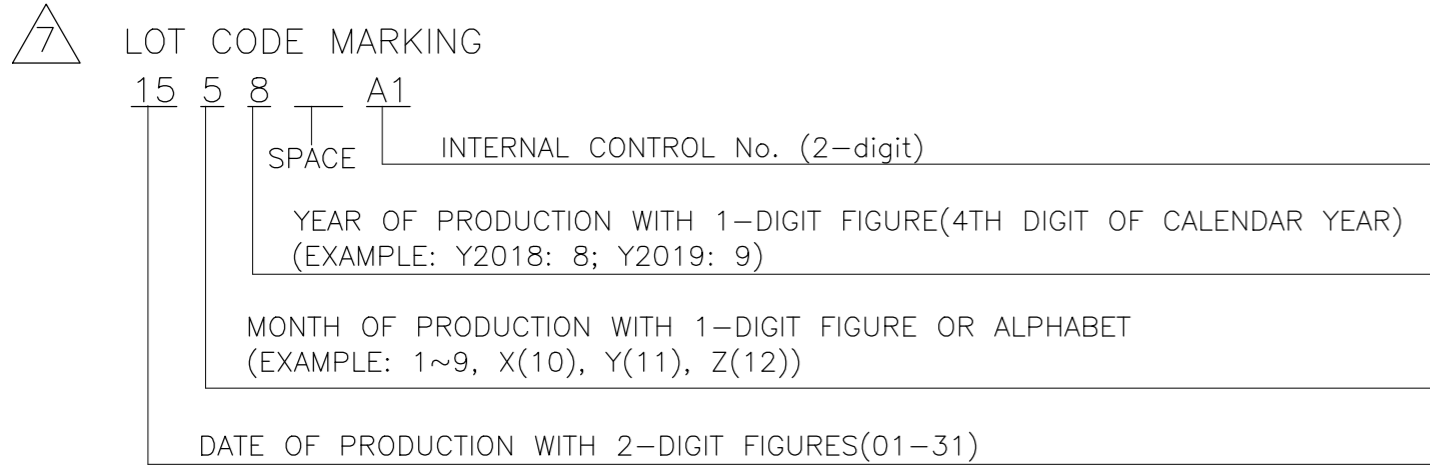
SEE SHEET 2 FOR PART NUMBER TABLE

THIS DRAWING IS A CONTROLLED DOCUMENT.		DWN B.S.VISWESWARA 19AUG03	TE Connectivity	
DIMENSIONS: mm [INCHES]		CHK M.SARVER		
TOLERANCES UNLESS OTHERWISE SPECIFIED:		APVD M.SARVER	DIP SWITCH, ADF THRU HOLE	
0 PLC ± -		PRODUCT SPEC	SIZE	CAGE CODE
1 PLC ± -		APPLICATION SPEC	A2	00779
2 PLC ± -		WEIGHT	DRAWING NO	
3 PLC ± .012		FINISH	C=1825002	
4 PLC ± -		MATERIAL	SCALE	SHEET
ANGLES ± -		CUSTOMER DRAWING	1:1	1 OF 2
		RESTRICTED TO	REV P3	

THIS DRAWING IS UNPUBLISHED. RELEASED FOR PUBLICATION  
 © COPYRIGHT - By - ALL RIGHTS RESERVED.

REVISIONS				
P	LTR	DESCRIPTION	DATE	APVD
-	-	SEE SHEET 1	-	-

-----CONTINUATION OF SHEET 1



8 MARK ALCO PLUS FIRST 5 DIGITS PER T&B P/N.2 AND 3 POSITION SUPPLIED WITHOUT ALCO

6	OBSOLETE	ADF12T04	3.61[.142]	32.51[1.280]	YES	12	2-1825002-0
	OBSOLETE	ADF1204	3.61[.142]	32.51[1.280]	NO	12	1-1825002-9
6		ADF10T04	3.51[.138]	27.40[1.078]	YES	10	1-1825002-8
		ADF1004	3.51[.138]	27.40[1.078]	NO	10	1-1825002-7
6	OBSOLETE	ADF09T04	3.51[.138]	24.84[.978]	YES	9	1-1825002-6
	OBSOLETE	ADF0904	3.51[.138]	24.84[.978]	NO	9	1-1825002-5
6		ADF08T04	3.51[.138]	22.30[.878]	YES	8	1-1825002-4
		ADF0804	3.51[.138]	22.30[.878]	NO	8	1-1825002-3
6	OBSOLETE	ADF07T04	3.51[.138]	19.80[.778]	YES	7	1-1825002-2
	OBSOLETE	ADF0704	3.51[.138]	19.80[.778]	NO	7	1-1825002-1
6		ADF06T04	3.51[.138]	17.22[.678]	YES	6	1-1825002-0
		ADF0604	3.51[.138]	17.22[.678]	NO	6	1825002-9
6	OBSOLETE	ADF05T04	3.51[.138]	14.70[.578]	YES	5	1825002-8
		ADF0504	3.51[.138]	14.70[.578]	NO	5	1825002-7
6		ADF04T04	3.51[.138]	12.14[.478]	YES	4	1825002-6
		ADF0404	3.51[.138]	12.14[.478]	NO	4	1825002-5
6	OBSOLETE	ADF03T04	3.51[.138]	9.60[.378]	YES	3	1825002-4
	OBSOLETE	ADF0304	3.51[.138]	9.60[.378]	NO	3	1825002-3
6	OBSOLETE	ADF02T04	3.51[.138]	7.06[.278]	YES	2	1825002-2
		ADF0204	3.51[.138]	7.06[.278]	NO	2	1825002-1
		T&B P/N	DIM H	DIM L	SEAL	POS	PART NO.

THIS DRAWING IS A CONTROLLED DOCUMENT.		DWN B.S.VISWESWARA 19AUG03	<b>STE</b> TE Connectivity	
DIMENSIONS: mm [INCHES]		CHK M.SARVER		
TOLERANCES UNLESS OTHERWISE SPECIFIED:		APVD M.SARVER	NAME	
0 PLC ± - 1 PLC ± - 2 PLC ± - 3 PLC ± .012 4 PLC ± - ANGLES ± -		PRODUCT SPEC	DIP SWITCH, ADF THRU HOLE	
MATERIAL		APPLICATION SPEC	SIZE	RESTRICTED TO
FINISH		WEIGHT	CAGE CODE	DRAWING NO
		CUSTOMER DRAWING	A2 00779	1825002
		SCALE	SHEET	REV
		1:1	2 of 2	P3

## X-ON Electronics

Largest Supplier of Electrical and Electronic Components

*Click to view similar products for [DIP Switches/SIP Switches](#) category:*

*Click to view products by [TE Connectivity](#) manufacturer:*

Other Similar products are found below :

[78M03S](#) [79B10T](#) [8136-475G4T](#) [G7G-1A2-CB-DC12](#) [H7CZL8AC100240](#) [A7SS-M](#) [A8CA-201](#) [DRR60016](#) [DRS4016](#) [1825008-1](#) [1825444-1](#) [25.350.0653.0](#) [SDA10H1BDA](#) [97R06ST](#) [A2C-2A5](#) [1825444-7](#) [ADE08SA04](#) [ADE12S04](#) [192960010](#) [2-1825058-8](#) [25.330.0653.1](#) [25.352.0353.0](#) [CXDRIVEV2X](#) [IKN0600000](#) [IKN0800000](#) [LA2-002-DC24](#) [DBS1003](#) [438872000](#) [DRD10CRAE04](#) [DSR02T](#) [DSS 208 N](#) [E2FMX2D1M1TGJ03M](#) [NDI10H](#) [219-9MSTP](#) [204-6ES](#) [EPM02FV](#) [701521596](#) [NDS08V](#) [76SB05](#) [79A10](#) [TD06H0SK1](#) [Z7.255.9027.0](#) [1-1825058-3](#) [1825428-4](#) [219-10LPSTF](#) [E3ZG6111D03M](#) [G4D212PUSTV2DC5](#) [NDI05H](#) [EPG301BT06](#) [206S0117](#)